

# Technical Data

Pump Name

150 DL 511

Customer	Date	2024-06-13	Company
Contact	Item no.		Issued by
Phone	Project		Phone
E-mail	Project ID	Project redenumit 2024-06-13 13:12:02	E-mail

## Requested data

1	Pump type		SUBMERSIBLE SEWAGE PUMP-Non-clog	Fluid		Water
2	Number of pumps / Reserve	1 / 0		Liquid temperature	°C	20
3	Flow	m³/h		Kin. viscosity	mm²/s	1.005
4	Head	m		Vapour pressure	bar	0.0234
5	Geodetic head	m		PH value		
6	Inlet pressure (pin)	bar	0	Density	kg/m³	998.3
7	Available system NPSH			Solids	Weight %	0
8	Ambient temperature	°C	20			

## Pump

9	Pump Name	150 DL 511	Frequency	Hz	50			
10	Design	SUBMERSIBLE SEWAGE PUMP-Non-clog	Installation type		STANDARD			
11	Manufacturer	EBARA	Impeller Diameter	Max.	mm	290		
12	Speed	rpm		1450	Designed	mm	290	
13	No. of Stage	1		Min.	mm	290		
14	Connection	Suction side	Flow	Operating	m³/h			
15	Connection	Discharge side		JIS	10K	Max-	m³/h	234
16	Max Working Pressure	bar			Min-	m³/h	90	
17	Shut-off head	bar	2.40	Head	Operating	m		
18	Total weight	kg	See the table of "Dimensions".		- (Qmax.)	m	9.9	
19	Shaft power	kW			- (Qmin.)	m	20.0	
20				Max. Shaft Power at max. impeller	kW	10.18		
21	Required pump NPSH	m		Efficiency	%			

## Materials

22	Casing	FC200	Mechanical seal (Lower)	SiC/SiC
23	Suction Cover	FC200	Lubricating Oil	Turbine Oil VG32
24	Impeller	FC200		
25	Shaft	SUS403		
26	Motor frame	FC150		
27	Mechanical seal (Upper)	Carbon/Ceramic		

## Motor

28	Manufacturer	--	Insulation class	F		
29	Type	DL 511_380_Three phase	Phases	3~		
30	Specific design	Submersible dry type / 50 Hz / Pole pairs 2	Frame size			
31	Rated power	kW	11	Weight	kg	
32	Number of poles	4	Electric voltage	V	380	
33	Speed	rpm	1459	Electric current	A	22.5
34	Degree of protection	IP68				
35						

## Remarks

# Performance Curve

Pump Name

150 DL 511

Customer	Date	2024-06-13	Company
Contact	Item no.		Issued by
Phone	Project		Phone
E-mail	Project ID	Proiect redenumit 2024-06-13 13:12:02	E-mail

## Requested data

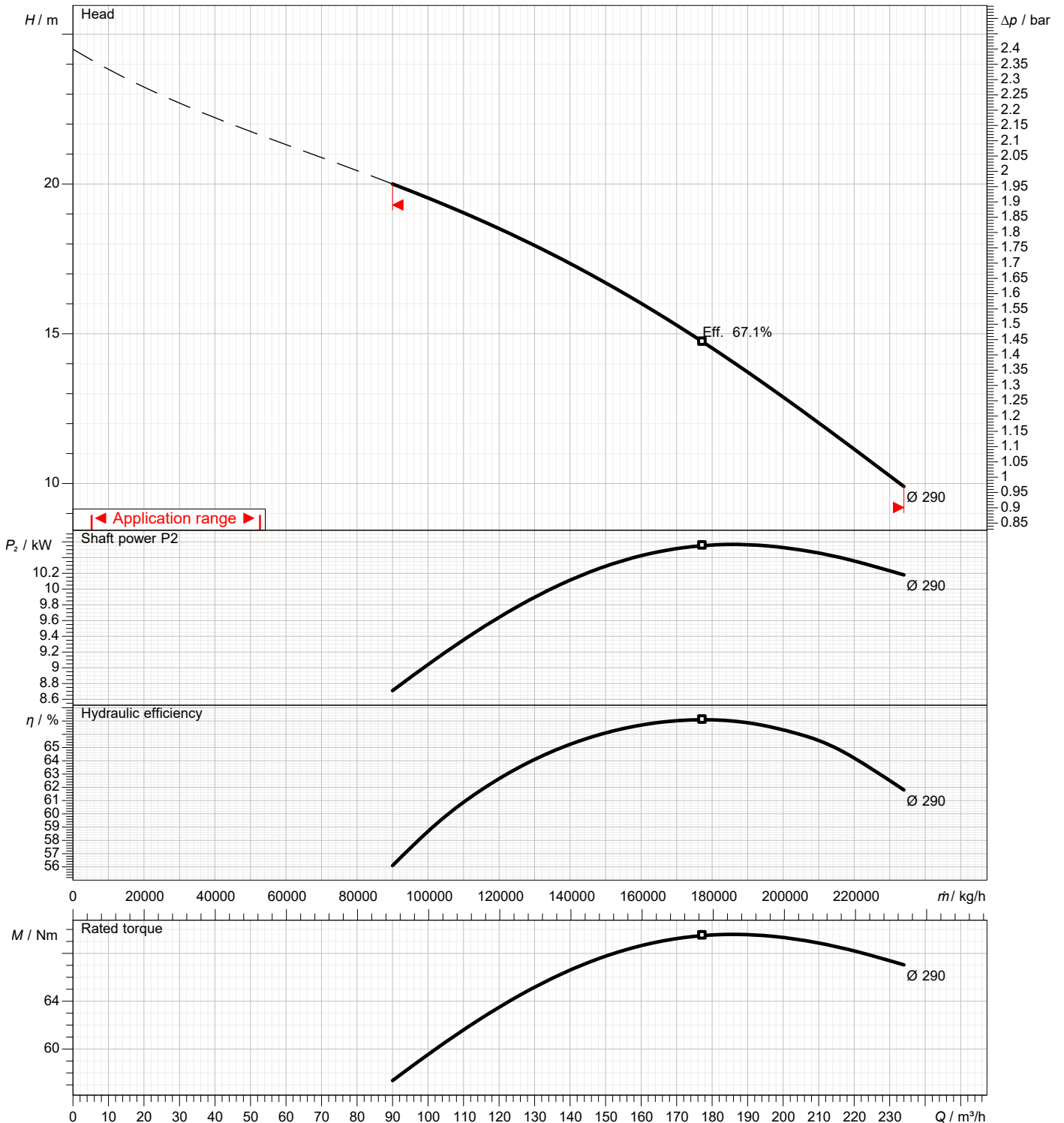
1	Flow	m³/h	
2	Head	m	
3	Geodetic head	m	

## Pump

Operating flow	m³/h		Frequency	Hz	50
Operating head	m		Number of poles		4
Impeller diameter designed	mm	290	Speed	rpm	1450

Test standard: ISO 9906:2012 - Grade3B

Water; 20°C; 998.3kg/m³; 1mm²/s

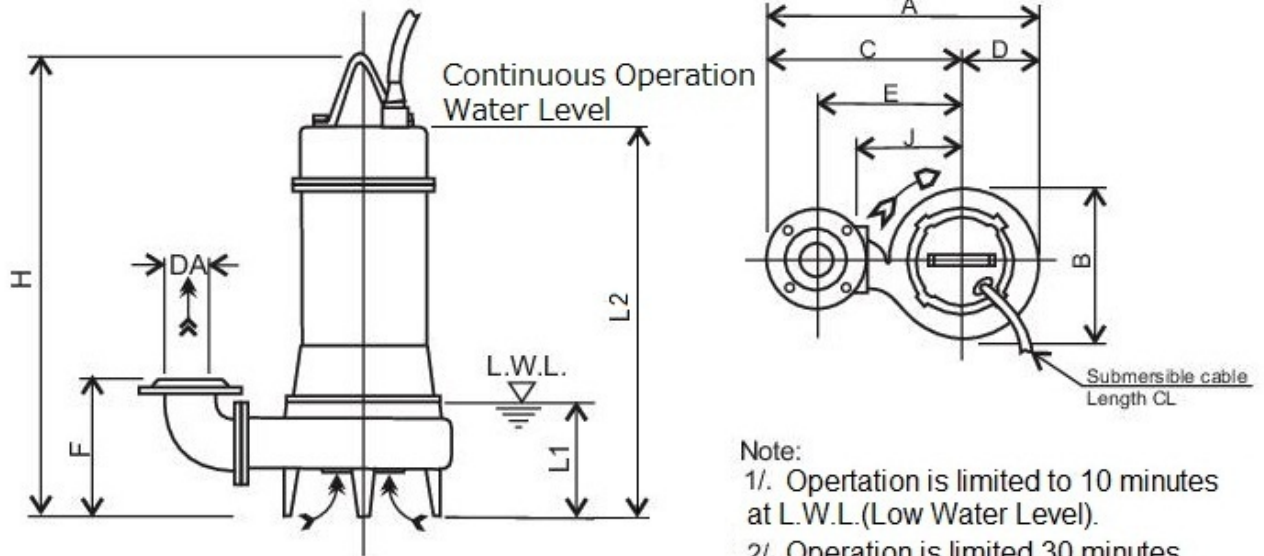


# Dimensions

Pump name

150 DL 511

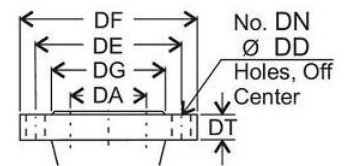
Customer	Date	2024-06-13	Company
Contact	Item no.		Issued by
Phone	Project		Phone
E-mail	Project ID	Project redenumit 2024-06-13 13:12:02	E-mail



Note:

- 1/. Operation is limited to 10 minutes at L.W.L.(Low Water Level).
- 2/. Operation is limited 30 minutes with water level below top of motor

**Discharge Flange Dimensions**  
(JIS 10kgf/cm<sup>2</sup>)



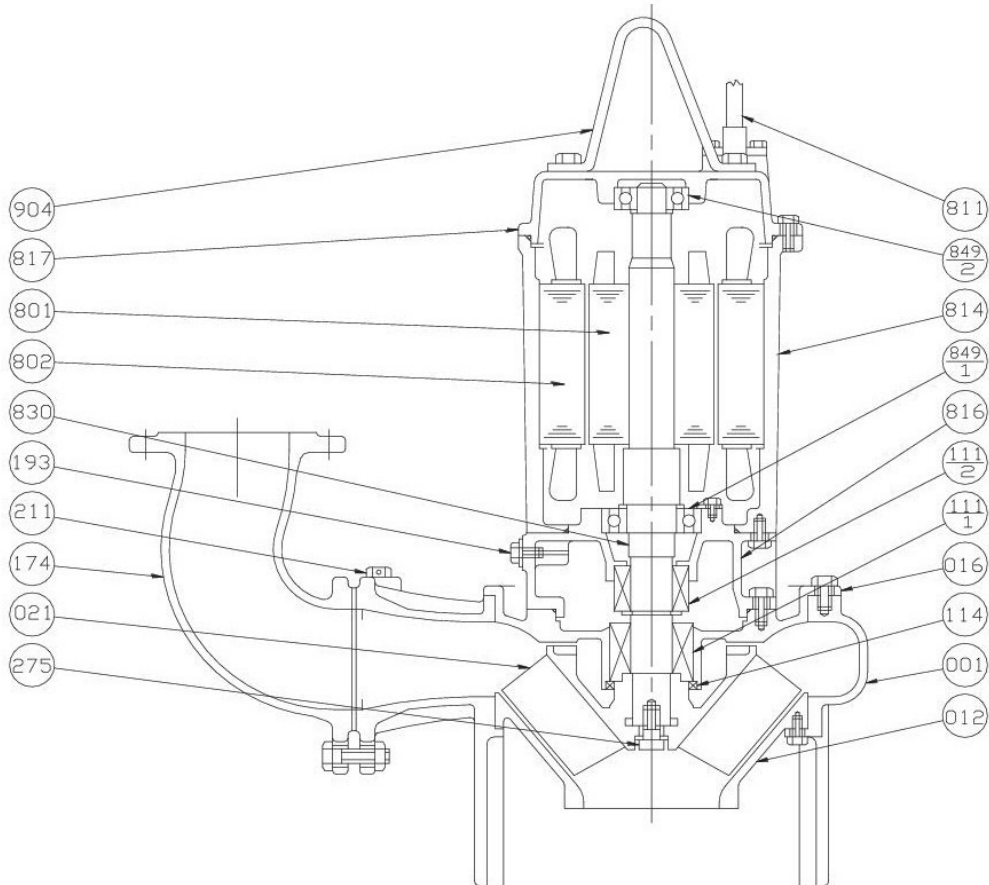
Pump dimensions		mm		Suction side		mm		Discharge side		mm	
A	810					DA	150				
B	438					DD	19				
C	590					DE	240				
CL	10m					DF	285				
D	220					DG	211				
E	450					DN Num	8 (Num)				
F	377					DT	24				
H	883										
J	320										
L1	245										
L2	723										

# Construction

Pump name

150 DL 511

Customer	Date 2024-06-13	Company
Contact	Item no.	Issued by
Phone	Project	Phone
E-mail	Project ID Proiect redenumit 2024-06-13 13:12:02	E-mail



\*: 2 FOR POWER AND 1 FOR CONTROL CABLE (THERMAL PROTECTOR)

Item Number	Description	Material	Quantity per unit
001	Pump Casing	FC200 Cast iron	1
012	Suction Cover	FC200 Cast Iron	1
016	Mechanical Seal Cover	FC200 Cast iron	1
021	Impeller	FC200 Cast iron	1
111-1	Mechanical Seal		1
111-2	Mechanical Seal		1
114	Oil Seal	NBR Rubber	1
174	Discharge Bend	FC200 Cast iron	1
193	Oil Plug	C3604 or SUS304 Brass or 304 Stainless Steel	1
211	Airvent Valve	C3604 Brass	1
275	Impeller Bolt	SUS304 Stainless Steel	1

Item Number	Description	Material	Quantity per unit
801	Rotor		1
802	Stator		1
811	Submersible Cable		3 *
814	Motor Frame	FC150 Cast Iron	1
816	Power Side Bracket	FC150 Cast Iron	1
817	Opposite Side Bracket	FC150 Cast Iron	1
830	Shaft	SUS403 Stainless Steel	1
849-1	Ball Bearing		1
849-2	Ball Bearing		1
904	Lifting Hanger	SS Steel	1