

Technical Data

Booster set name

1GPE MATRIX 10-6T/2.2 ESPM

Customer	Date	09.06.2024	Company
Contact	Item no.		Issued by
Phone	Project		Phone
E-mail	Project ID		E-mail

Requested data

1	Pump type	Booster Set	Fluid	Water
2	Number of pumps	1	Liquid temperature °C	20
3	Flow m³/h		Kin. viscosity cSt	1.005
4	Head m		Vapour pressure kPa	2.34
5	Geodetic head m		PH value	
6	Inlet pressure kPa	0	Density kg/m³	998.3
7	Available system NPSH	Ask our technical department.	Solids Weight %	0
8	Ambient temperature °C	20	Installation height m	100

Booster Set

9	Booster set name	1GPE MATRIX 10-6T/2.2 ESPM	Frequency Hz	50	
10	Design	Booster Set			
11	Manufacturer	EBARA	Impeller Dia.	Max. mm	101
12	Speed rpm	2850		Designed mm	101
13	No. of Stage	6		Min. mm	101
14	Connection Suction side	G1 1/2 F PN10	Flow	Operating m³/h	
15	Connection Discharge side	G1 1/4 F PN10		Max- m³/h	15
16	Max Working Pressure kPa	1000		Min- m³/h	3.6
17	Shut-off head kPa	706.52	Head	Operating m	
18	Total weight kg	See the table of "Dimensions".		- (Qmax.) m	17.2
19	Shaft power kW			- (Qmin.) m	66.5
20			Max. Shaft Power at max. impeller kW	2.28	
21	Required NPSH m		Efficiency %		

Materials

22	Check valve	AISI 304/Silicone	O-ring	EPDM
23	Impeller	AISI 304		
24	Casing	AISI 304		
25	External pump casing	AISI 304		
26	Shaft	AISI 304		
27	Shaft seal	Ceramic/Carbon/EPDM		

Motor

28	Manufacturer	EPE Standard	Insulation class	F
29	Type	TEFC_MATRIX 10-6T/2.2_400_Three Phase	Phases	3~
30	Specific design	IE3 / 50 Hz / Pole pairs 1	Frame size	
31	Rated power kW	2.2	Weight; motor kg	
32	Number of poles	2	Electric voltage V	400
33	Speed rpm	2850	Electric current A	4.7
34	Degree of protection	IP 55		
35				

Remarks

Performance curve

Booster set name

1GPE MATRIX 10-6T/2.2 ESPM

Customer	Date	09.06.2024	Company
Contact	Item no.		Issued by
Phone	Project		Phone
E-mail	Project ID		E-mail

Requested data

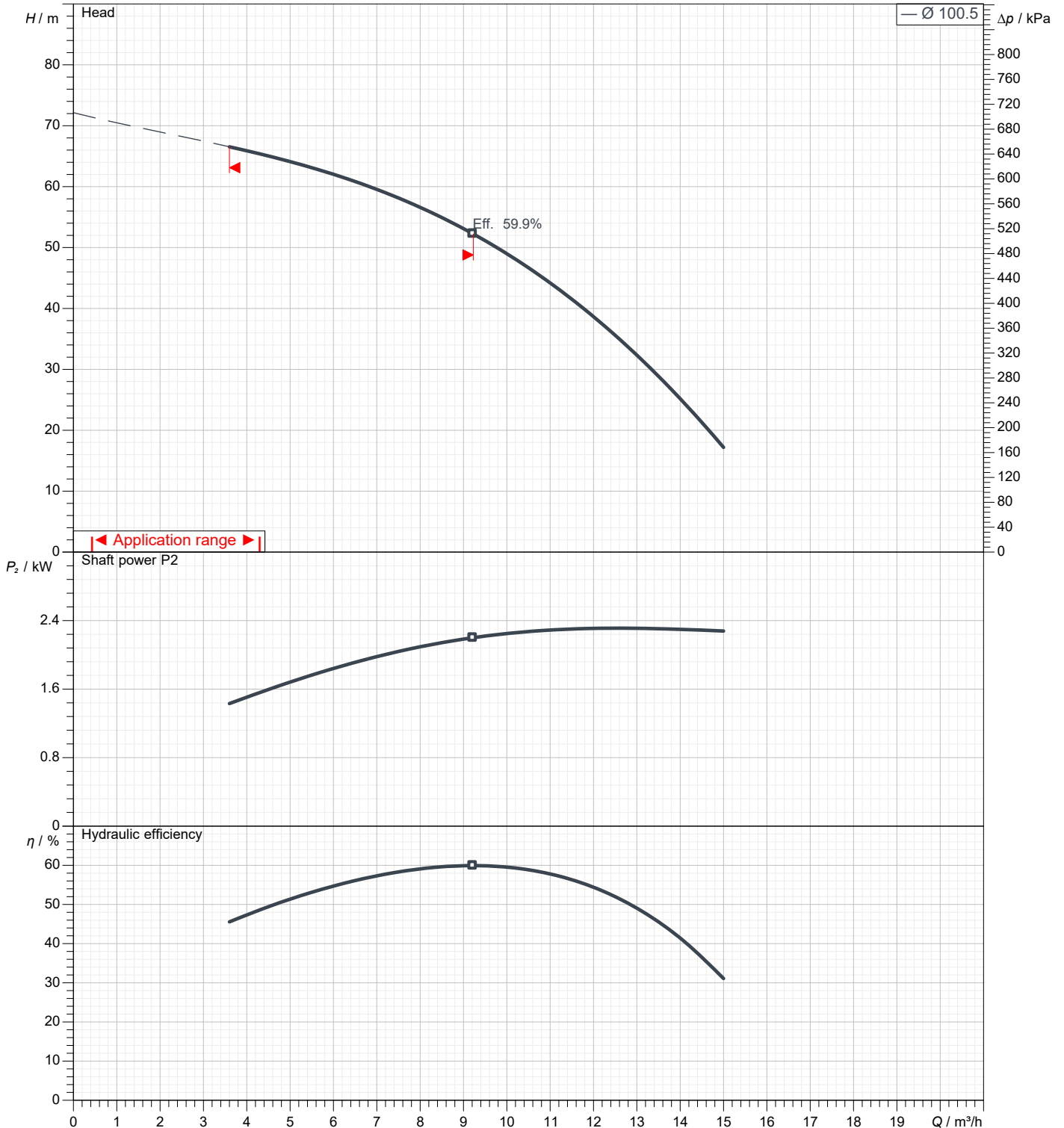
1	Flow	m³/h	
2	Head	m	
3	Geodetic head	m	

Booster set

Operating flow	m³/h		Frequency	Hz	50
Operating head	m		Number of poles		2
ImpellerDiameter Designed	mm	101	Speed	rpm	2850

Test standard: ISO 9906:2012 - Grade3B

Water; 20°C; 998.3kg/m³; 1cSt

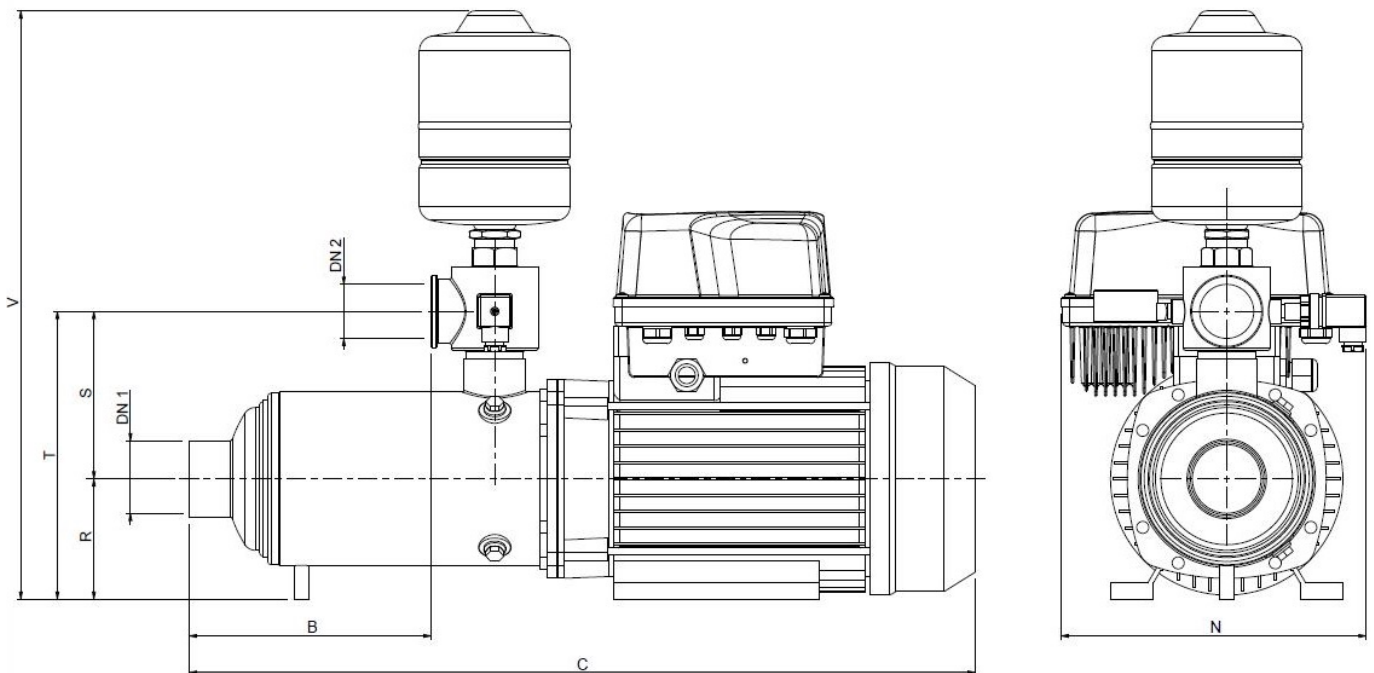


Dimensions

Booster set name

1GPE MATRIX 10-6T/2.2 ESPM

Customer	Date 09.06.2024	Company
Contact	Item no.	Issued by
Phone	Project	Phone
E-mail	Project ID	E-mail



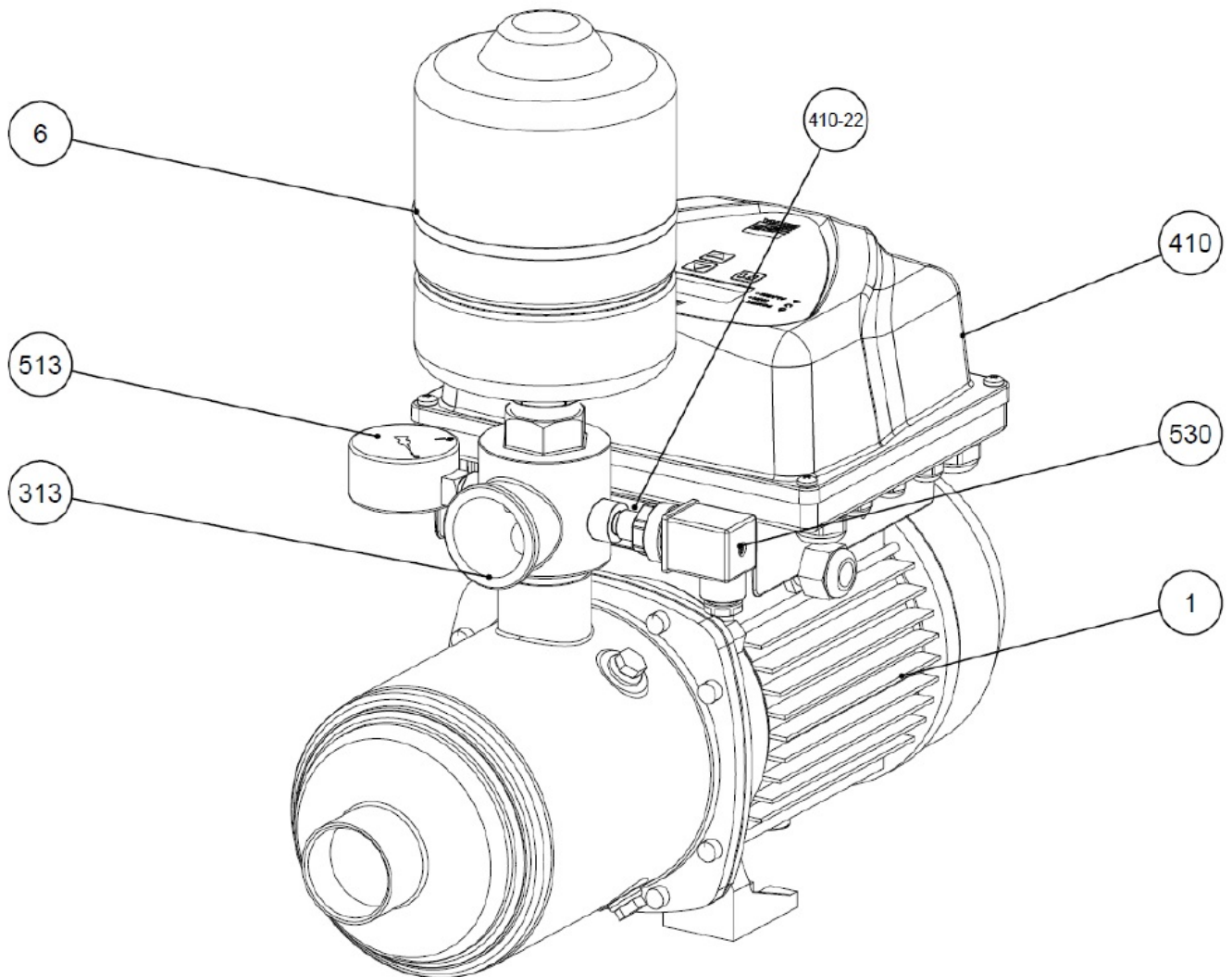
Dimensions in		mm						
1	B	157						
2	C	517						
3	DN1	G1 1/2 F						
4	DN2	G1 1/4 F						
5	N	249						
6	R	90						
7	S	132						
8	T	222						
9	V	469						
10	Weight kg	23.7						
11								
12								
13								
14								
15								

(1/2) Construction

Booster set name

1GPE MATRIX 10-6T/2.2 ESPM

Customer	Date 09.06.2024	Company
Contact	Item no.	Issued by
Phone	Project	Phone
E-mail	Project ID	E-mail



N°	PART NAME	MATERIAL	Quantity
1	Electropump	-	1
6	Membrane Vessel	-	1
313	5-Way Check Valve	AISI 304	1
410	E-SPD+	-	1
410-22	E-SPD+ adaptor	-	1
513	Pressure gauge	Copper alloy / plastic	1
530	Pressure transmitter	-	1

(2/2)
Construction

Booster set name
1GPE MATRIX 10-6T/2.2 ESPM

Customer	Date 09.06.2024	Company
Contact	Item no.	Issued by
Phone	Project	Phone
E-mail	Project ID	E-mail

MECHANICAL SEAL



	A	B	C	Material	E	F	G
	Rotary seal ring	Stationary seal ring	Gasket	D Bellows	Spring	Frame	Retainer ring
STANDARD*	Carbon	Ceramic	EPDM	EPDM	EN 1.4402 (AISI 316)	EN 1.4402 (AISI 316)	EN 1.4402 (AISI 316)

*Approval for drinking water application
WRAS Approval product

