

Technical Data

Booster set name

2GPE COMPACT B/12 ESPM

Customer	Date	09.06.2024	Company
Contact	Item no.		Issued by
Phone	Project		Phone
E-mail	Project ID		E-mail

Requested data

1	Pump type	Booster Set	Fluid	Water
2	Number of pumps	2	Liquid temperature °C	20
3	Flow m³/h		Kin. viscosity cSt	1.005
4	Head m		Vapour pressure kPa	2.34
5	Geodetic head m		PH value	
6	Inlet pressure kPa	0	Density kg/m³	998.3
7	Available system NPSH	Ask our technical department.	Solids Weight %	0
8	Ambient temperature °C	20	Installation height m	100

Booster Set

9	Booster set name	2GPE COMPACT B/12 ESPM	Frequency Hz	50
10	Design	Booster Set		
11	Manufacturer	EBARA	Impeller Dia.	Max. mm 102
12	Speed rpm	2800		Designed mm 102
13	No. of Stage	4		Min. mm 102
14	Connection Suction side	G2 PN10	Flow	Operating m³/h
15	Connection Discharge side	G1 1/2 PN10		Max- m³/h 7.2
16	Max Working Pressure kPa	1000		Min- m³/h 1.8
17	Shut-off head kPa	499.41	Head	Operating m
18	Total weight kg	See the table of "Dimensions".		- (Qmax.) m 18.0
19	Shaft power kW			- (Qmin.) m 47.6
20			Max. Shaft Power at max. impeller kW	
21	Required NPSH m		Efficiency %	

Materials

22	Frame	Galvanized steel	External pump casing	AISI 304
23	Manifold	AISI 304	Shaft	AISI 416
24	Check valve	Brass / NBR	Shaft seal	Ceramic/Carbon/NBR
25	Ball valve	Brass / PTFE	Stages	PPE+PS Glass Fiber Reinforced/PTFE
26	Impeller	PPE+PS Glass Fiber Reinforced	Diffuser	PPE+PS Glass Fiber Reinforced
27	Casing	Cast iron		

Motor

28	Manufacturer	EPE Standard	Insulation class	F
29	Type	TEFC_COMPACT B/12_230_Three Phase	Phases	3~
30	Specific design	IE3 / 50 Hz / Pole pairs 1	Frame size	
31	Rated power kW	0.9	Weight; motor kg	
32	Number of poles	2	Electric voltage V	230
33	Speed rpm	2800	Electric current A	4.3
34	Degree of protection	IP 44		
35				

Remarks

Performance curve

Booster set name

2GPE COMPACT B/12 ESPM

Customer	Date 09.06.2024	Company
Contact	Item no.	Issued by
Phone	Project	Phone
E-mail	Project ID	E-mail

Requested data

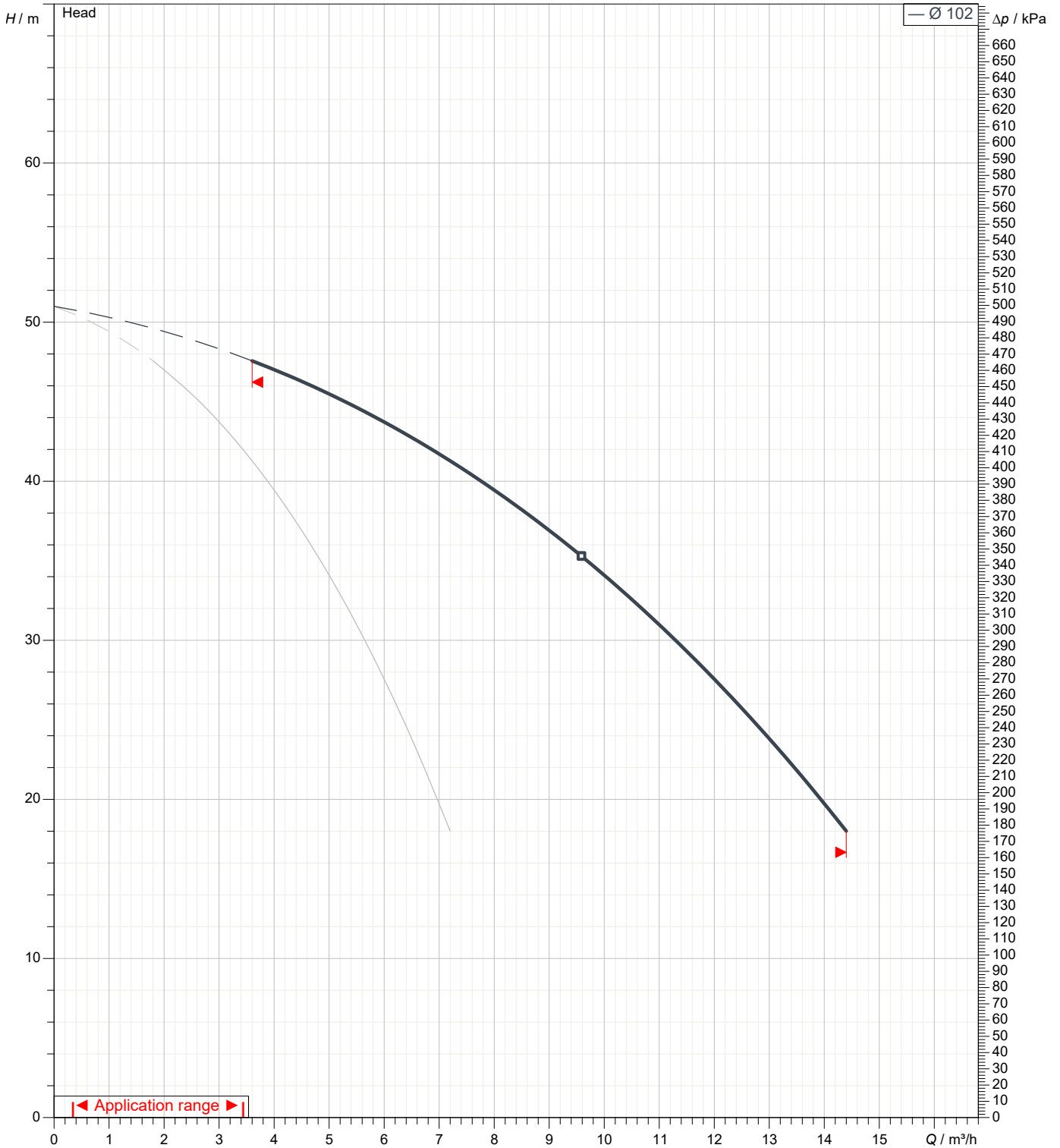
1	Flow	m³/h	
2	Head	m	
3	Geodetic head	m	

Booster set

Operating flow	m³/h	Frequency	Hz	50
Operating head	m	Number of poles	2	
ImpellerDiameter Designed	mm	Speed	rpm	2800

Test standard: ISO 9906:2012 - Grade3B

Water; 20°C; 998.3kg/m³; 1cSt

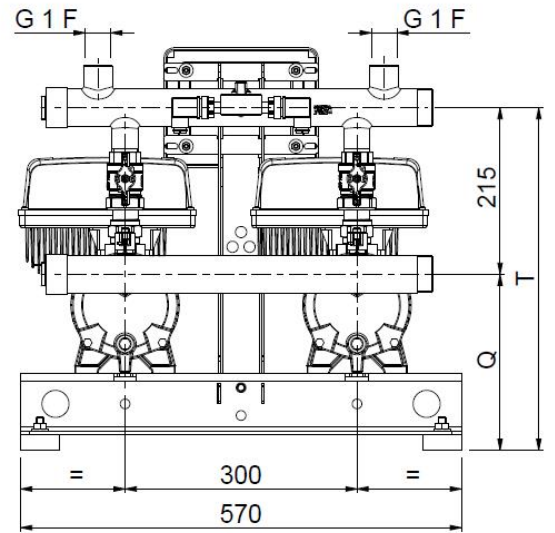
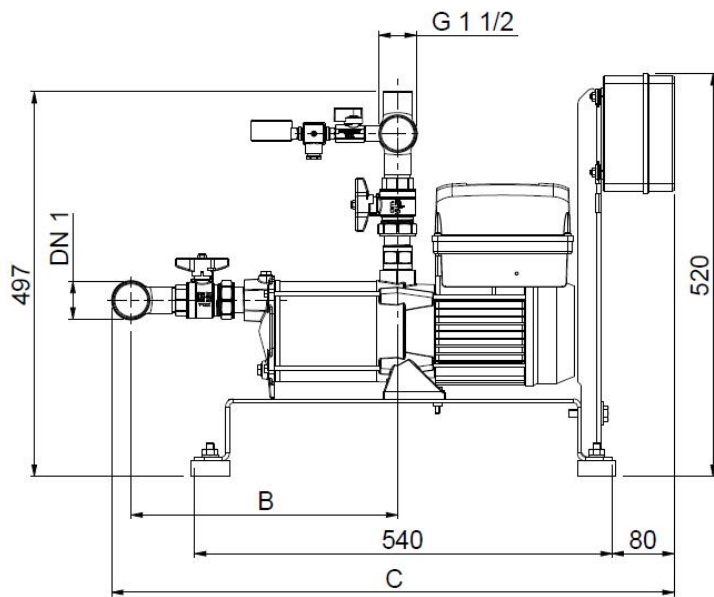


Dimensions

Booster set name

2GPE COMPACT B/12 ESPM

Customer	Date 09.06.2024	Company
Contact	Item no.	Issued by
Phone	Project	Phone
E-mail	Project ID	E-mail



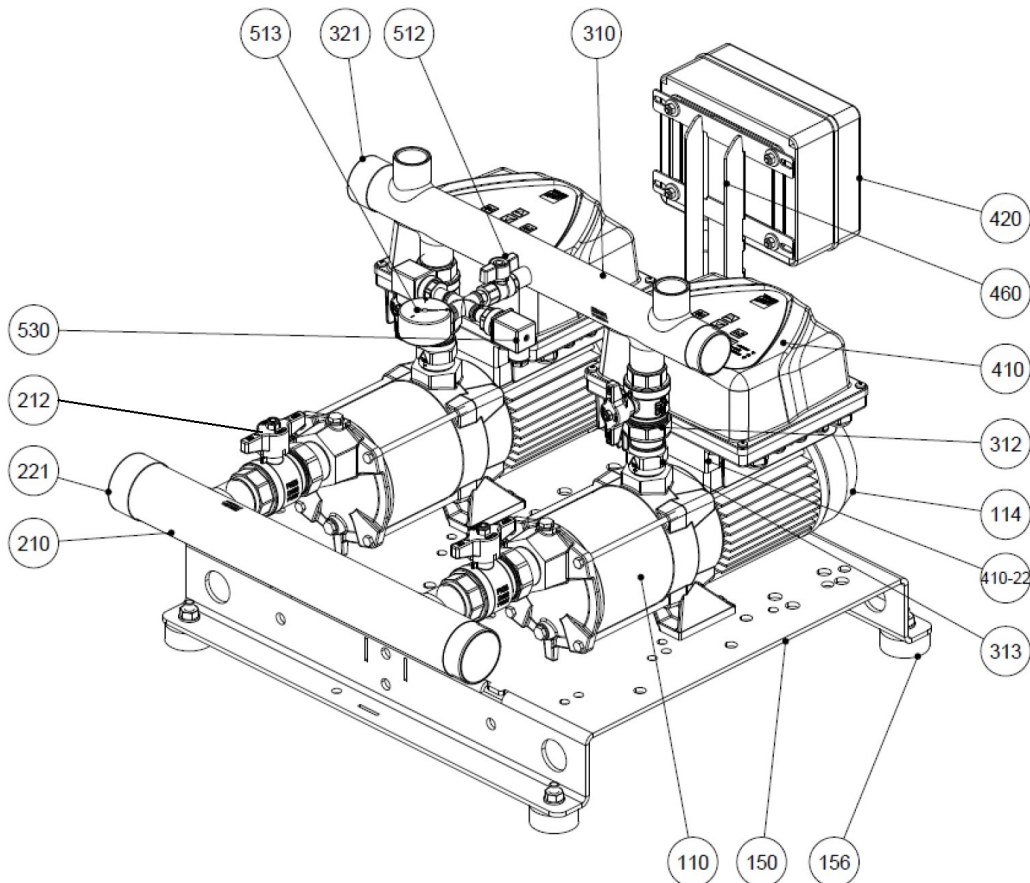
Dimensions in		mm						
1	B	335						
2	C	725						
3	DN1	G2						
4	Q	225						
5	T	440						
6	Weight kg	63						
7								
8								
9								
10								
11								
12								
13								
14								
15								

(1/2) Construction

Booster set name

2GPE COMPACT B/12 ESPM

Customer	Date 09.06.2024	Company
Contact	Item no.	Issued by
Phone	Project	Phone
E-mail	Project ID	E-mail



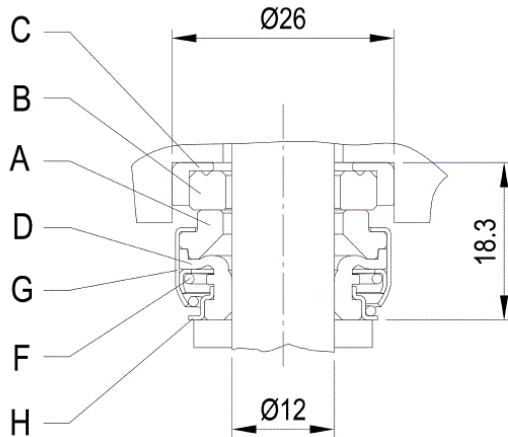
N°	PART NAME	MATERIAL	Quantity
110	Principal pump	-	2
114	Electric motor	-	2
150	Baseplate	Galvanized steel	1
156	Baseplate foot	SBR	4
210	Suction manifold	AISI 304	1
212	Union ball valve	Brass / P.T.F.E	2
221	Threaded female cap	AISI 304	1
310	Discharge manifold	AISI 304	1
312	Union ball valve	Brass / P.T.F.E	2
313	Check valve	Brass / NBR	2
321	Threaded female cap	AISI 304	1
410	E-SPD+	-	2
410-22	E-SPD+ adaptor	-	2
420	Protection panel	-	1
460	Control panel frame	Galvanized steel	1
512	Ball valve	Brass / P.T.F.E	1
513	Pressure gauge	Copper alloy / plastic	1
530	Pressure Transmitter	-	2

(2/2) Construction

Booster set name
2GPE COMPACT B/12 ESPM

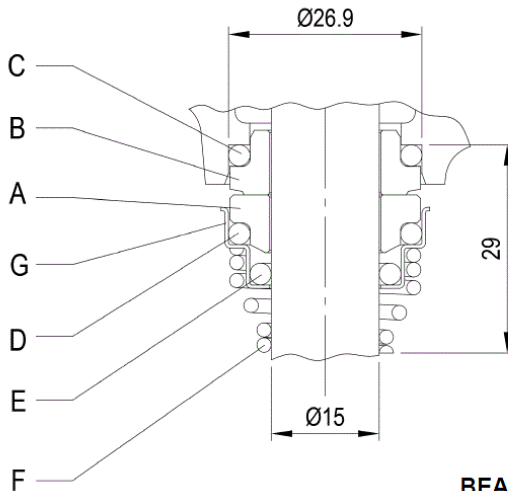
Customer	Date 09.06.2024	Company
Contact	Item no.	Issued by
Phone	Project	Phone
E-mail	Project ID	E-mail

MECHANICAL SEAL UP TO 0.6 kW



REF	PART NAME	MATERIAL Standard version
A	Rotary seal ring	Carbon Graphite
B	Stationary seal ring	Ceramic
C	Gasket	NBR
D	Bellows	NBR
F	Self driving spring	AISI 304
G	Frame	AISI 304
H	Retainer ring	AISI 304

0.75 kW AND ABOVE



REF	PART NAME	MATERIAL Standard version
A	Rotary seal ring	Ceramic
B	Stationary seal ring	Carbon Graphite
C	O Ring	NBR
D	O Ring	NBR
E	O Ring	NBR
F	Self driving spring	AISI 316
G	Frame	AISI 304

BEARINGS

Type pumps		Pump side		Fan side	
Single Phase	Three Phase	[1-]	[3-]	[1-]	[3-]
COMPACT AM/4	COMPACT A/4	6201 2RSH	6201 2RSH	6201 2RSH	6201 2RSH
COMPACT AM/6	COMPACT A/6	6201 2RSH	6201 2RSH	6201 2RSH	6201 2RSH
COMPACT AM/8	COMPACT A/8	6201 2RSH	6201 2RSH	6201 2RSH	6201 2RSH
COMPACT AM/10	COMPACT A/10	6203 2RSH	6203-ZZ C3	6202 2RSH	6202-ZZ C3
COMPACT AM/12	COMPACT A/12	6203 2RSH	6203-ZZ C3	6202 2RSH	6202-ZZ C3
COMPACT AM/15	COMPACT A/15	6203 2RSH	6203-ZZ C3	6202 2RSH	6202-ZZ C3
COMPACT BM/12	COMPACT B/12	6203 2RSH	6203-ZZ C3	6202 2RSH	6202-ZZ C3
COMPACT BM/15	COMPACT B/15	6203 2RSH	6203-ZZ C3	6202 2RSH	6202-ZZ C3

QUANTITY FOR MODEL

PUMP	N°7 Impeller	N°9 Diffuser	N°62 Stage housing
COMPACT A/4	2	1	1
COMPACT A/6	3	2	2
COMPACT A/8	4	3	3
COMPACT A/10	5	4	4
COMPACT A/12	6	5	5
COMPACT A/15	7	6	6
COMPACT B/12	4	3	3
COMPACT B/15	5	4	4