

# Technical Data

Booster set name

2GPE CVM A/10 ESPT

Customer	Date	09.06.2024	Company
Contact	Item no.		Issued by
Phone	Project		Phone
E-mail	Project ID		E-mail

## Requested data

1	Pump type	Booster Set	Fluid	Water
2	Number of pumps	2	Liquid temperature °C	20
3	Flow m <sup>3</sup> /h		Kin. viscosity cSt	1.005
4	Head m		Vapour pressure kPa	2.34
5	Geodetic head m		PH value	
6	Inlet pressure kPa	0	Density kg/m <sup>3</sup>	998.3
7	Available system NPSH	Ask our technical department.	Solids Weight %	0
8	Ambient temperature °C	20	Installation height m	100

## Booster Set

9	Booster set name	2GPE CVM A/10 ESPT	Frequency Hz	50
10	Design	Booster Set		
11	Manufacturer	EBARA	Impeller Dia.	Max. mm 102
12	Speed rpm	2800		Designed mm 102
13	No. of Stage	5		Min. mm 102
14	Connection Suction side	G2 PN10	Flow	Operating m <sup>3</sup> /h
15	Connection Discharge side	G2 PN10		Max- m <sup>3</sup> /h 4.8
16	Max Working Pressure kPa	1000		Min- m <sup>3</sup> /h 1.2
17	Shut-off head kPa	612.35	Head	Operating m
18	Total weight kg	See the table of "Dimensions".		- (Qmax.) m 19.5
19	Shaft power kW			- (Qmin.) m 57.6
20			Max. Shaft Power at max. impeller kW	0.82
21	Required NPSH m		Efficiency %	

## Materials

22	Frame	Galvanized steel	External pump casing	AISI 304
23	Manifold	AISI 304	Shaft	AISI 416
24	Check valve	Brass / NBR	Shaft seal	Ceramic/Carbon/NBR
25	Ball valve	Brass / PTFE	O-ring	NBR
26	Impeller	PPE+PS Glass Fiber Reinforced	Stages	PPE+PS Glass Fiber Reinforced/PTFE
27	Casing	Cast iron	Diffuser	PPE+PS Glass Fiber Reinforced

## Motor

28	Manufacturer	EPE Standard	Insulation class	F
29	Type	TEFC_CVM A/10_400_Three Phase	Phases	3~
30	Specific design	IE3 / 50 Hz / Pole pairs 1	Frame size	71
31	Rated power kW	0.75	Weight; motor kg	
32	Number of poles	2	Electric voltage V	400
33	Speed rpm	2850	Electric current A	1.7
34	Degree of protection	IP 44		
35				

## Remarks

--

# Performance curve

Booster set name  
2GPE CVM A/10 ESPT

Customer	Date	09.06.2024	Company
Contact	Item no.		Issued by
Phone	Project		Phone
E-mail	Project ID		E-mail

## Requested data

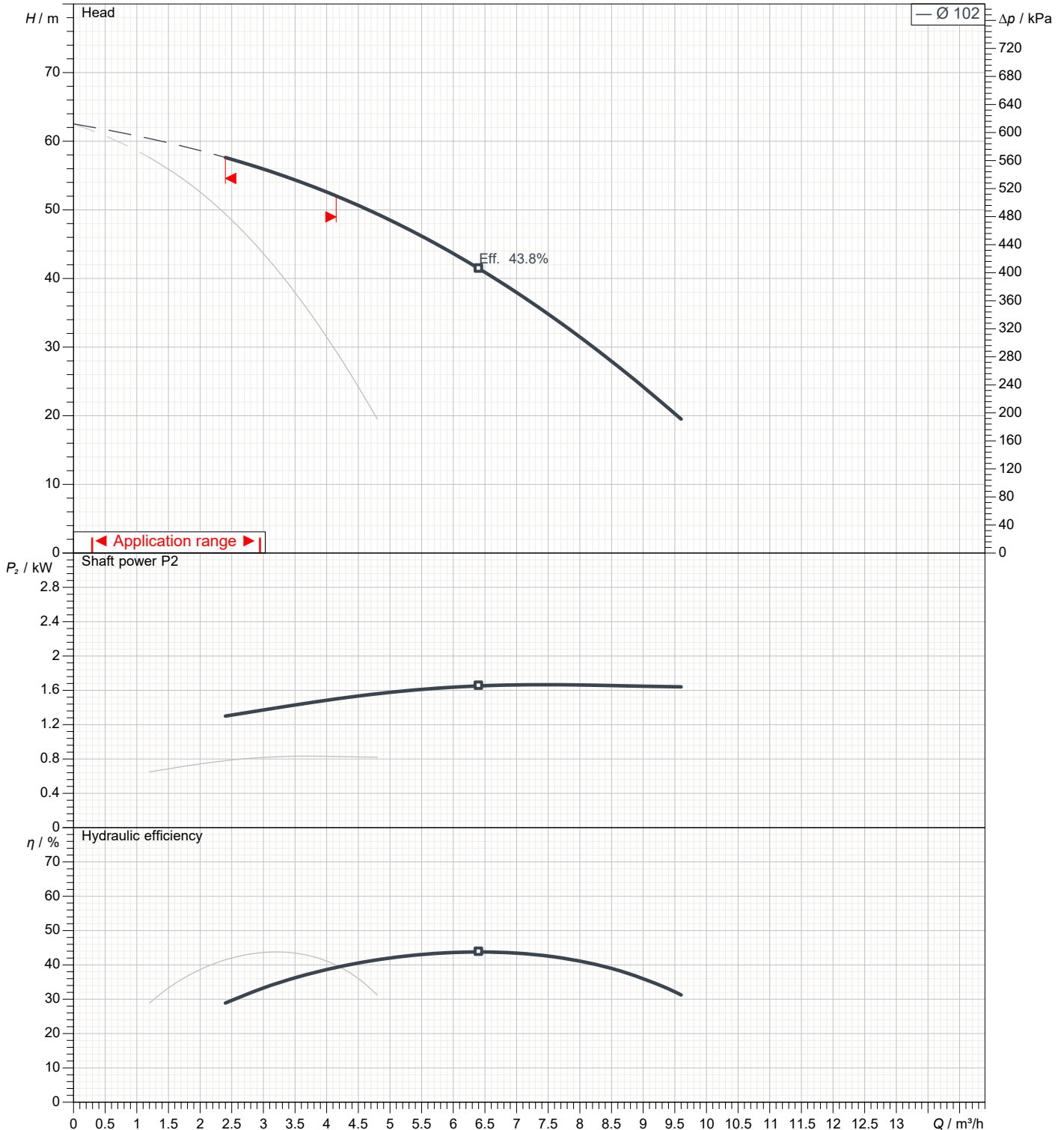
1	Flow	m³/h	
2	Head	m	
3	Geodetic head	m	

## Booster set

Operating flow	m³/h		Frequency	Hz	50
Operating head	m		Number of poles		2
ImpellerDiameter Designed	mm	102	Speed	rpm	2800

Test standard: ISO 9906:2012 - Grade3B

Water; 20°C; 998.3kg/m³; 1cSt

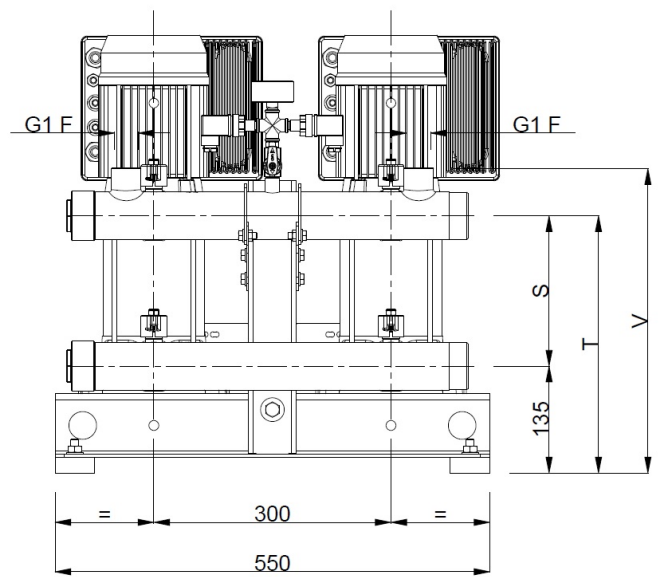
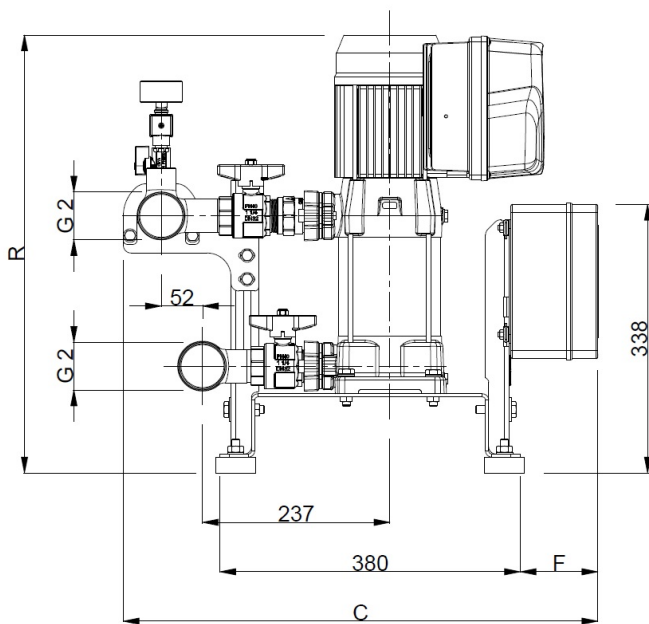


# Dimensions

Booster set name

2GPE CVM A/10 ESPT

Customer	Date 09.06.2024	Company
Contact	Item no.	Issued by
Phone	Project	Phone
E-mail	Project ID	E-mail

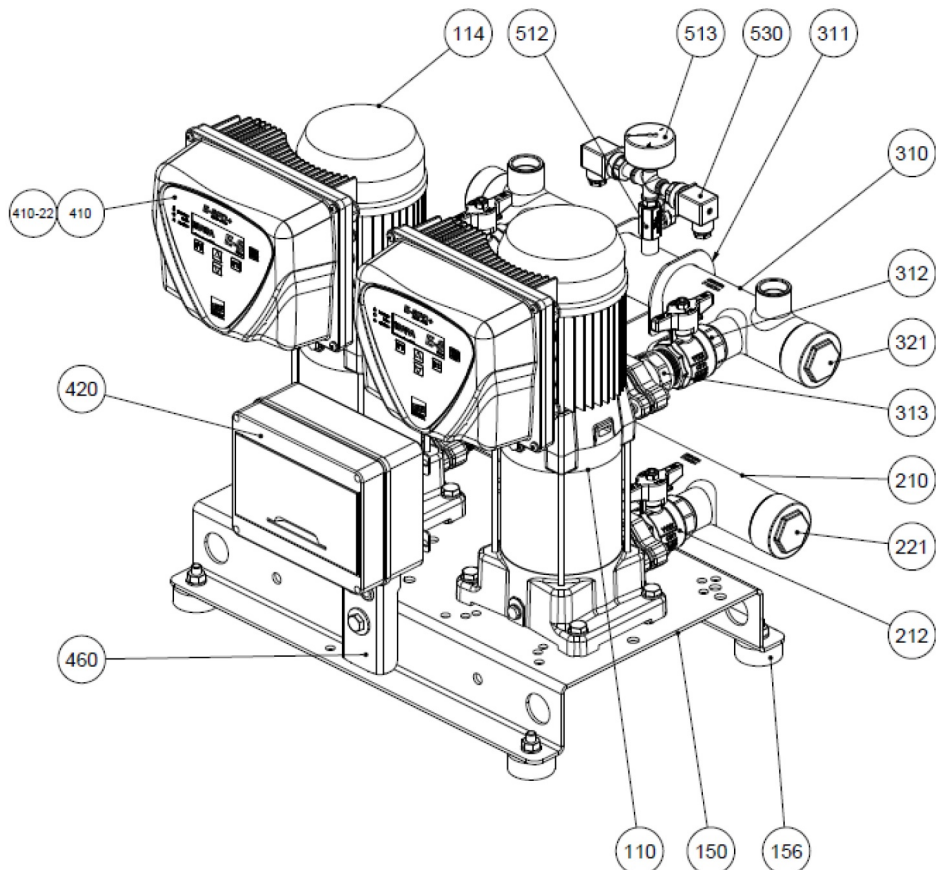


Dimensions in		mm						
1	C	590						
2	F	95						
3	R	555						
4	S	190						
5	T	325						
6	V	385						
7	Weight kg	61						
8								
9								
10								
11								
12								
13								
14								
15								

# (1/2) Construction

Booster set name  
2GPE CVM A/10 ESPT

Customer	Date 09.06.2024	Company
Contact	Item no.	Issued by
Phone	Project	Phone
E-mail	Project ID	E-mail



N°	PART NAME	MATERIAL	Quantity
110	Principal pump	-	2
114	Electric motor	-	2
150	Baseplate	Galvanized steel	1
156	Baseplate foot	SBR	4
210	Suction manifold	AISI 304	1
212	Ball valve	Brass / P.T.F.E.	2
221	Threaded female cap	AISI 304	1
310	Discharge manifold	AISI 304	1
311	Manifold bracket	Galvanized steel	2
312	Ball valve	Brass / P.T.F.E.	2
313	Check valve	Brass / NBR	2
321	Threaded female cap	AISI 304	1
410	E-SPD+	-	2
410-22	E-SPD+ adaptor	-	2
420	Protection panel	-	1
460	Protection panel frame	Galvanized steel	1
512	Ball valve	Brass / P.T.F.E.	1
513	Pressure gauge	Copper alloy / plastic	1
530	Pressure transmitter	-	2

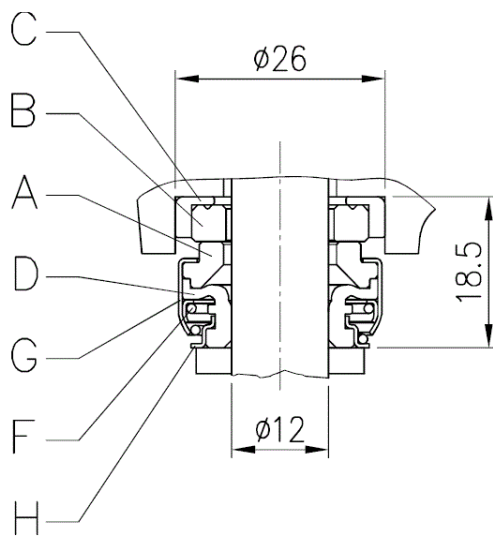
# (2/2) Construction

Booster set name  
2GPE CVM A/10 ESPT

Customer	Date 09.06.2024	Company
Contact	Item no.	Issued by
Phone	Project	Phone
E-mail	Project ID	E-mail

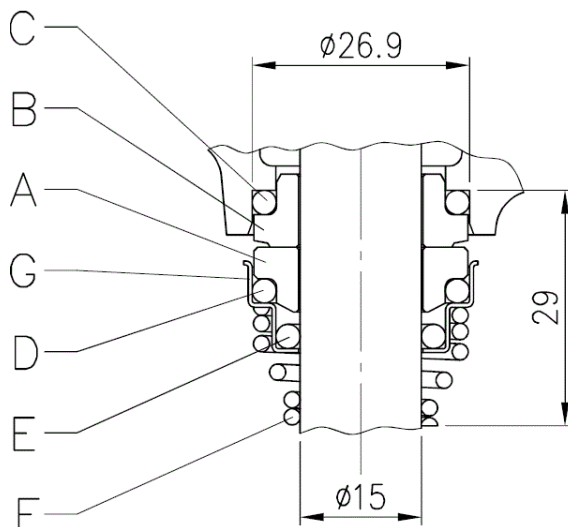
## MECHANICAL SEAL

UP TO 0.6 KW



REF	PART NAME	MATERIAL
A	Rotary seal ring	Carbon graphite
B	Stationary seal ring	Ceramic
C	Gasket	NBR
D	Bellows	NBR
F	Self driving spring	AISI 304
G	Frame	AISI 304
H	Retainer ring	AISI 304

0,75 KW AND ABOVE



REF	PART NAME	MATERIAL
A	Rotary seal ring	Ceramic
B	Stationary seal ring	Carbon graphite
C	O Ring	NBR
D	O Ring	NBR
E	O Ring	NBR
F	Self driving spring	AISI 316
G	Frame	AISI 304