

# Technical Data

Booster set name

2GPE EVMS5 7N5/1,5 ESPM (UK)

Customer	Date	09.06.2024	Company
Contact	Item no.		Issued by
Phone	Project		Phone
E-mail	Project ID		E-mail

## Requested data

1	Pump type	Booster Set	Fluid	Water
2	Number of pumps	2	Liquid temperature	°C 20
3	Flow	m <sup>3</sup> /h	Kin. viscosity	cSt 1.005
4	Head	m	Vapour pressure	kPa 2.34
5	Geodetic head	m	PH value	
6	Inlet pressure	kPa 0	Density	kg/m <sup>3</sup> 998.3
7	Available system NPSH	Ask our technical department.	Solids	Weight % 0
8	Ambient temperature	°C 20	Installation height	m 100

## Booster Set

9	Booster set name	2GPE EVMS5 7N5/1,5 ESPM (UK)	Frequency	Hz	50
10	Design	Booster Set			
11	Manufacturer	EBARA	Impeller Dia.	Max.	mm 91
12	Speed	rpm 2890		Designed	mm 91
13	No. of Stage	7		Min.	mm 91
14	Connection	Suction side UNI ISO 228 PN16	Flow	Operating	m <sup>3</sup> /h
15	Connection	Discharge side UNI ISO 228 PN16		Max-	m <sup>3</sup> /h 7.8
16	Max Working Pressure	kPa 1600		Min-	m <sup>3</sup> /h 2.4
17	Shut-off head	kPa 644.85	Head	Operating	m
18	Total weight	kg See the table of "Dimensions".		- (Qmax.)	m 35.2
19	Shaft power	kW		- (Qmin.)	m 62.5
20			Max. Shaft Power at max. impeller	kW	1.35
21	Required NPSH	m	Efficiency	%	

## Materials

22	Frame	Galvanized steel	Shaft	AISI 304
23	Manifold	AISI 304	O-ring	EPDM
24	Check valve	Brass / NBR		
25	Ball / Butterfly valve	Brass / PTFE		
26	Impeller	AISI 304		
27	Casing	AISI 304		

## Motor

28	Manufacturer	ETM	Insulation class	F
29	Type	TEFC_EVMS5 7/1.5_230_Three Phase	Phases	3~
30	Specific design	IE3 / 50 Hz / Pole pairs 1	Frame size	90
31	Rated power	kW 1.5	Weight; motor	kg 13.5
32	Number of poles	2	Electric voltage	V 230
33	Speed	rpm 2885	Electric current	A 5.8
34	Degree of protection	IP 55		
35				

## Remarks

Item intended for the UK market only.

# Performance curve

Booster set name

2GPE EVMS5 7N5/1,5 ESPM (UK)

Customer	Date	09.06.2024	Company
Contact	Item no.		Issued by
Phone	Project		Phone
E-mail	Project ID		E-mail

## Requested data

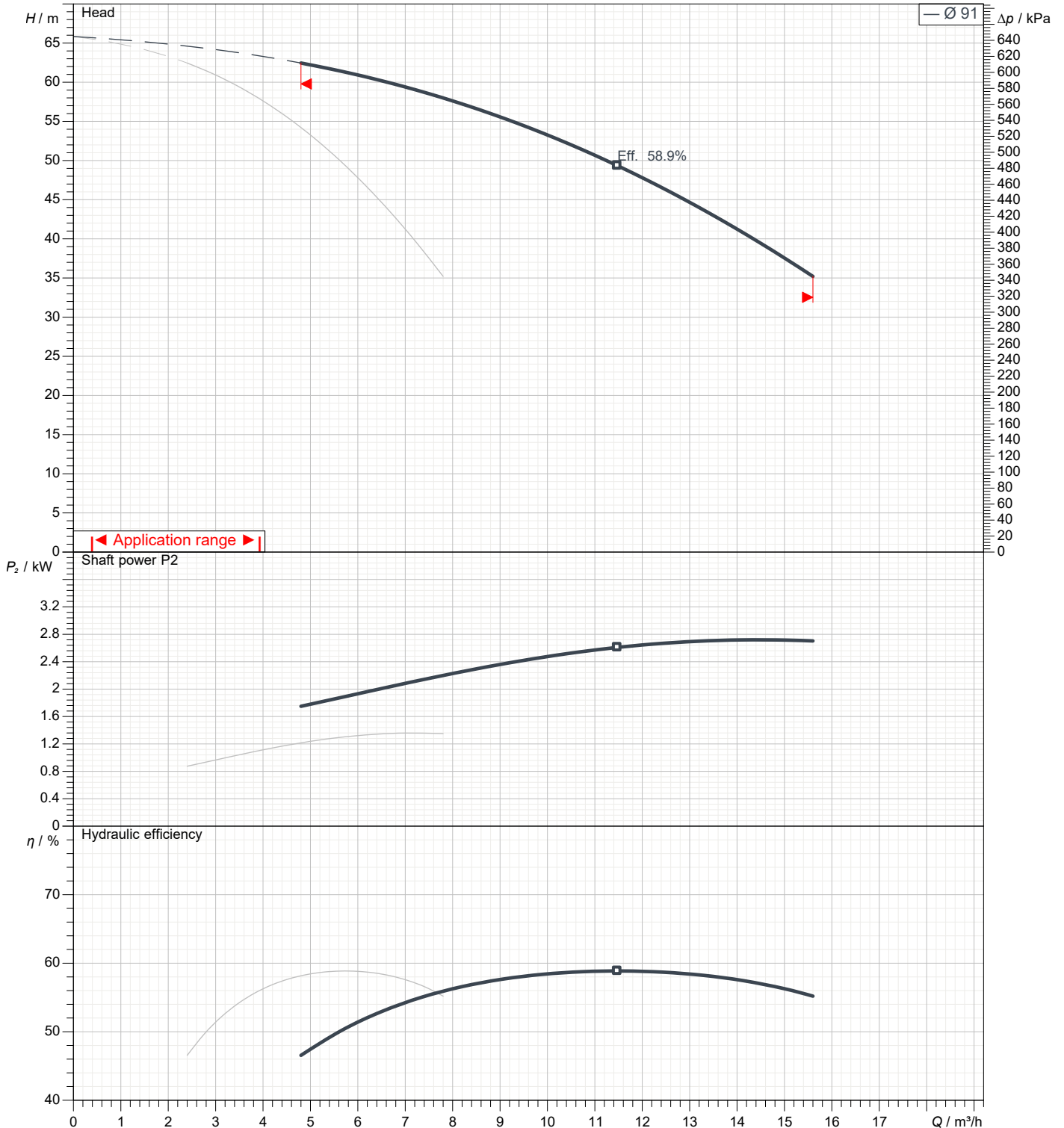
1	Flow	m³/h	
2	Head	m	
3	Geodetic head	m	

## Booster set

Operating flow	m³/h		Frequency	Hz	50
Operating head	m		Number of poles		2
ImpellerDiameter Designed	mm	91	Speed	rpm	2890

Test standard: ISO 9906:2012 - Grade3B

Water; 20°C; 998.3kg/m³; 1cSt

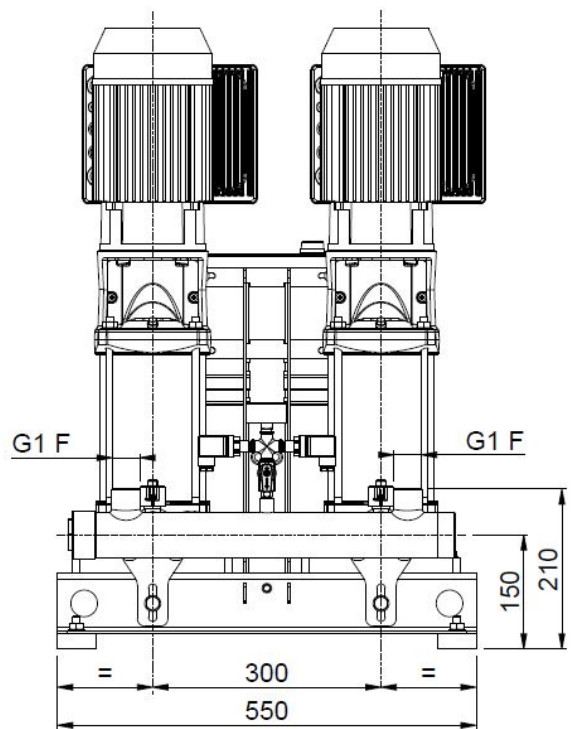
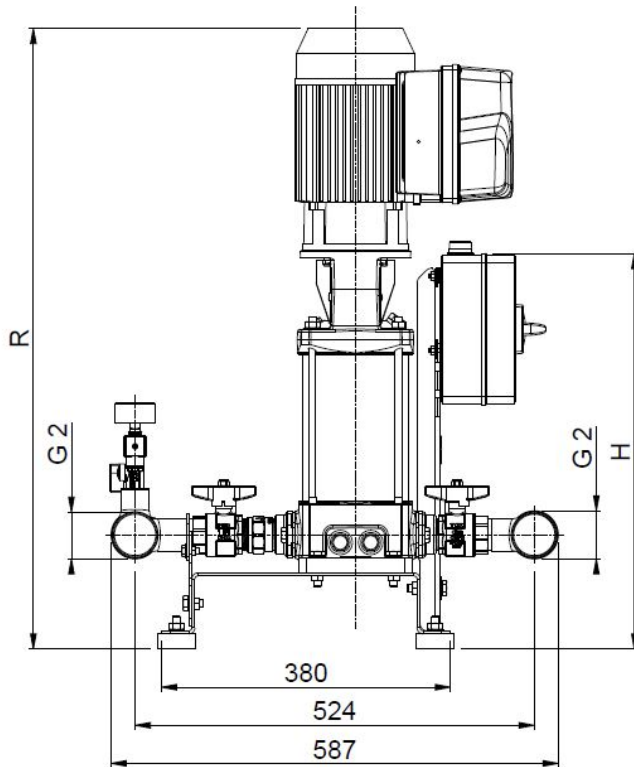


# Dimensions

Booster set name

2GPE EVMS5 7N5/1,5 ESPM (UK)

Customer	Date 09.06.2024	Company
Contact	Item no.	Issued by
Phone	Project	Phone
E-mail	Project ID	E-mail



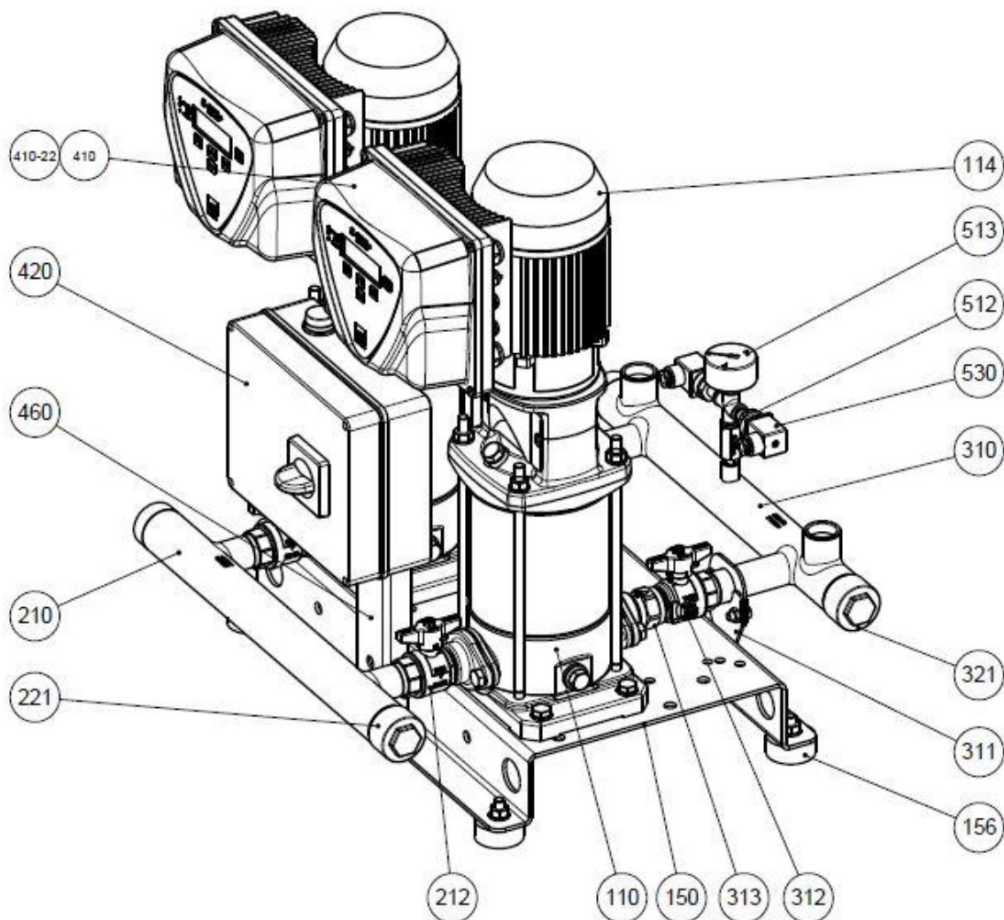
Dimensions in		mm						
1	H	535						
2	R	815						
3	Weight kg	87						
4								
5								
6								
7								
8								
9								
10								
11								
12								
13								
14								
15								

# (1/2) Construction

Booster set name

2GPE EVMS5 7N5/1,5 ESPM (UK)

Customer	Date 09.06.2024	Company
Contact	Item no.	Issued by
Phone	Project	Phone
E-mail	Project ID	E-mail

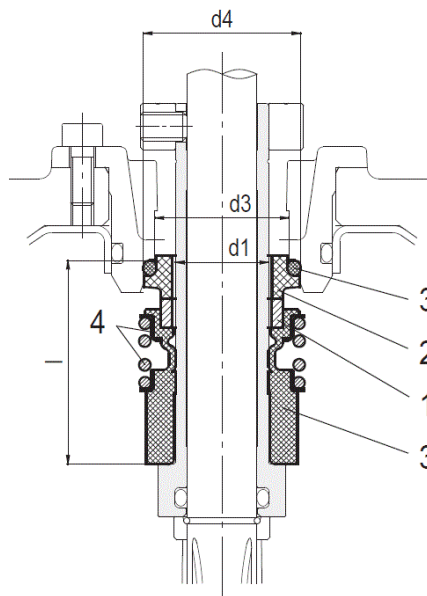


N°	PART NAME	MATERIAL	Quantity
110	Principal pump	-	2
114	Electric motor	-	2
150	Baseplate	Galvanized steel	1
156	Baseplate foot	SBR	4
210	Suction manifold	AISI 304	1
212	Ball valve	Brass / P.T.F.E.	2
221	Threaded female cap	AISI 304	1
310	Discharge manifold	AISI 304	1
311	Manifold bracket	Galvanized steel	2
312	Ball valve	Brass / P.T.F.E.	2
313	Check valve	Brass / NBR	2
321	Threaded female cap	AISI 304	1
410	E-SPD+	-	2
410-22	E-SPD+ adaptor	-	2
420	Protection panel	-	1
460	Protection panel frame	Galvanized steel	1
512	Ball valve	Brass / P.T.F.E.	1
513	Pressure gauge	Copper alloy / plastic	1
530	Pressure transmitter	-	2

# (2/2) Construction

Booster set name  
2GPE EVMS5 7N5/1,5 ESPM (UK)

Customer	Date 09.06.2024	Company
Contact	Item no.	Issued by
Phone	Project	Phone
E-mail	Project ID	E-mail



up to 16 bar  
Cartridge Unbalanced type

Type key	Availability	Max operating pressure	Max operating temperature	Shaft seal type		Shaft seal material									
				Cartridge		1		2		3		4		5	
				Type	Code	Rotating part	Code	Stationary part	Code	Elastomers	Code	Compression spring	Collar	Code	
Q1BEG	●	16 bar	- 30°C to + 120°C	Unbalanced	(-)	SiC	(Q1)	Carbon	(B)	EPDM	(E)	AISI 316		(G)	

Pump model	Shaft seal type		Max operating pressure	d1 [mm]	d2 [mm]	d3 [mm]	d4 [mm]	l [mm]
EVMS 1/3/5	Cartridge	Unbalanced	16 bar	16	-	23	27	35
		Balanced	25 bar		20			42.5
EVMS 10/15/20	Cartridge	Unbalanced	16 bar	20	-	29	35	37.5
		Balanced	25 bar		24			45