

Technical Data

Booster set name

2GP COMPACT A/15

Customer	Date	09.06.2024	Company
Contact	Item no.		Issued by
Phone	Project		Phone
E-mail	Project ID		E-mail

Requested data

1	Pump type	Booster Set	Fluid	Water
2	Number of pumps	2	Liquid temperature °C	20
3	Flow m³/h		Kin. viscosity cSt	1.005
4	Head m		Vapour pressure kPa	2.34
5	Geodetic head m		PH value	
6	Inlet pressure kPa	0	Density kg/m³	998.3
7	Available system NPSH	Ask our technical department.	Solids Weight %	0
8	Ambient temperature °C	20	Installation height m	100

Booster Set

9	Booster set name	2GP COMPACT A/15	Frequency Hz	50	
10	Design	Booster Set			
11	Manufacturer	EBARA	Impeller Dia.	Max. mm	104
12	Speed rpm	2800		Designed mm	104
13	No. of Stage	7		Min. mm	104
14	Connection Suction side	G 1 1/2 PN10	Flow	Operating m³/h	
15	Connection Discharge side	G 1 1/2 PN10		Max- m³/h	4.8
16	Max Working Pressure kPa	1000		Min- m³/h	1.2
17	Shut-off head kPa	842.16	Head	Operating m	
18	Total weight kg	See the table of "Dimensions".		- (Qmax.) m	28.0
19	Shaft power kW			- (Qmin.) m	79.1
20			Max. Shaft Power at max. impeller kW		
21	Required NPSH m		Efficiency %		

Materials

22	Frame	Galvanized steel	External pump casing	AISI 304
23	Manifold	AISI 304	Shaft	AISI 416
24	Check valve	Brass / NBR	Shaft seal	Ceramic/Carbon/NBR
25	Ball valve	Brass / PTFE	Stages	PPE+PS Glass Fiber Reinforced/PTFE
26	Impeller	PPE+PS Glass Fiber Reinforced	Diffuser	PPE+PS Glass Fiber Reinforced
27	Casing	Cast iron		

Motor

28	Manufacturer	EPE Standard	Insulation class	F
29	Type	TEFC_COMPACT A/15_400_Three Phase	Phases	3~
30	Specific design	IE3 / 50 Hz / Pole pairs 1	Frame size	
31	Rated power kW	1.1	Weight; motor kg	
32	Number of poles	2	Electric voltage V	400
33	Speed rpm	2800	Electric current A	2.5
34	Degree of protection	IP 44		
35				

Remarks

Performance curve

Booster set name
2GP COMPACT A/15

Customer	Date 09.06.2024	Company
Contact	Item no.	Issued by
Phone	Project	Phone
E-mail	Project ID	E-mail

Requested data

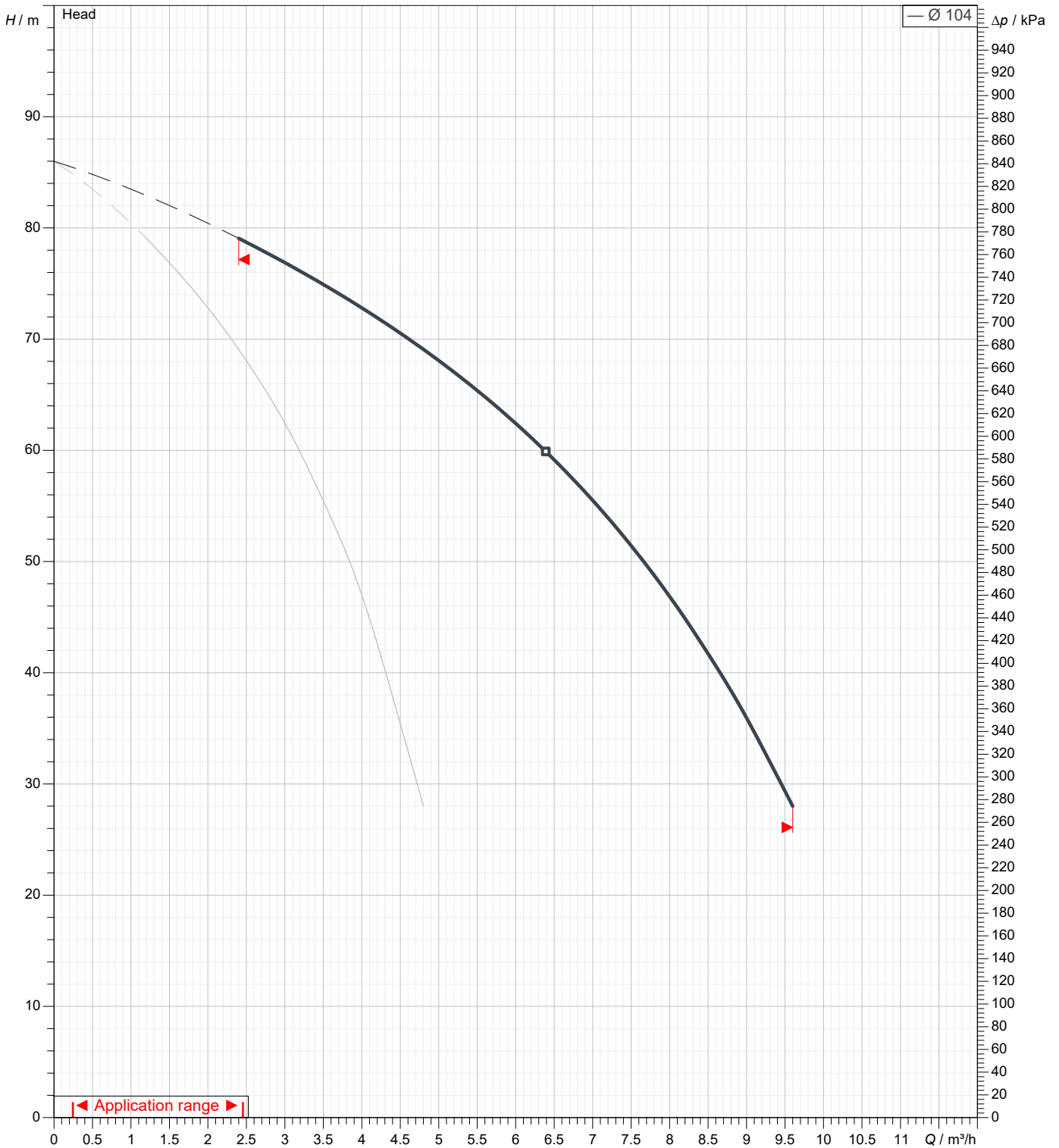
1	Flow	m³/h	
2	Head	m	
3	Geodetic head	m	

Booster set

Operating flow	m³/h		Frequency	Hz	50
Operating head	m		Number of poles		2
Impeller Diameter Designed	mm	104	Speed	rpm	2800

Test standard: ISO 9906:2012 - Grade3B

Water; 20°C; 998.3kg/m³; 1cSt

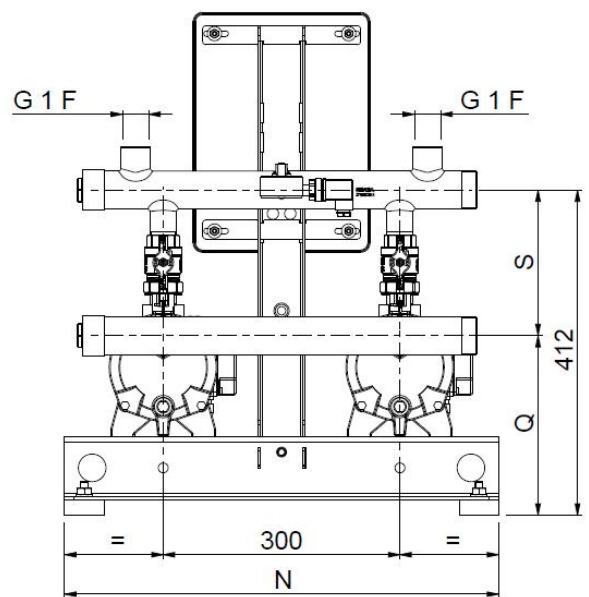
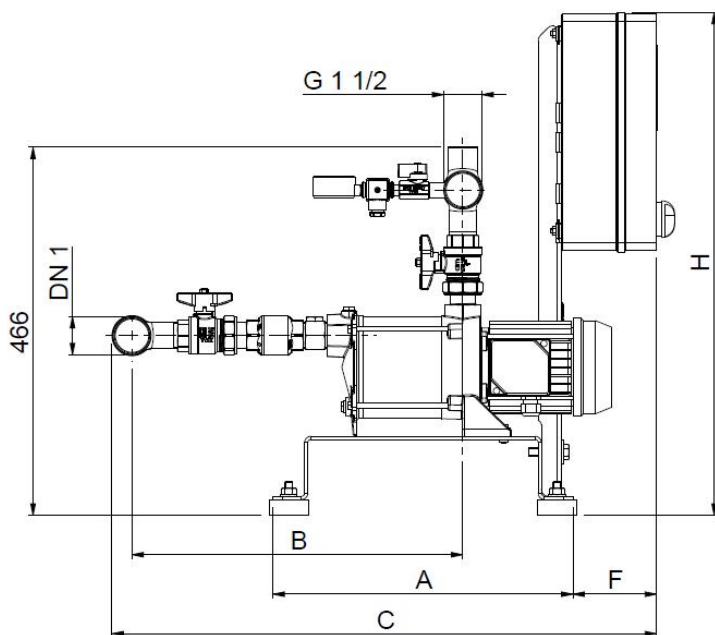


Dimensions

Booster set name

2GP COMPACT A/15

Customer	Date 09.06.2024	Company
Contact	Item no.	Issued by
Phone	Project	Phone
E-mail	Project ID	E-mail

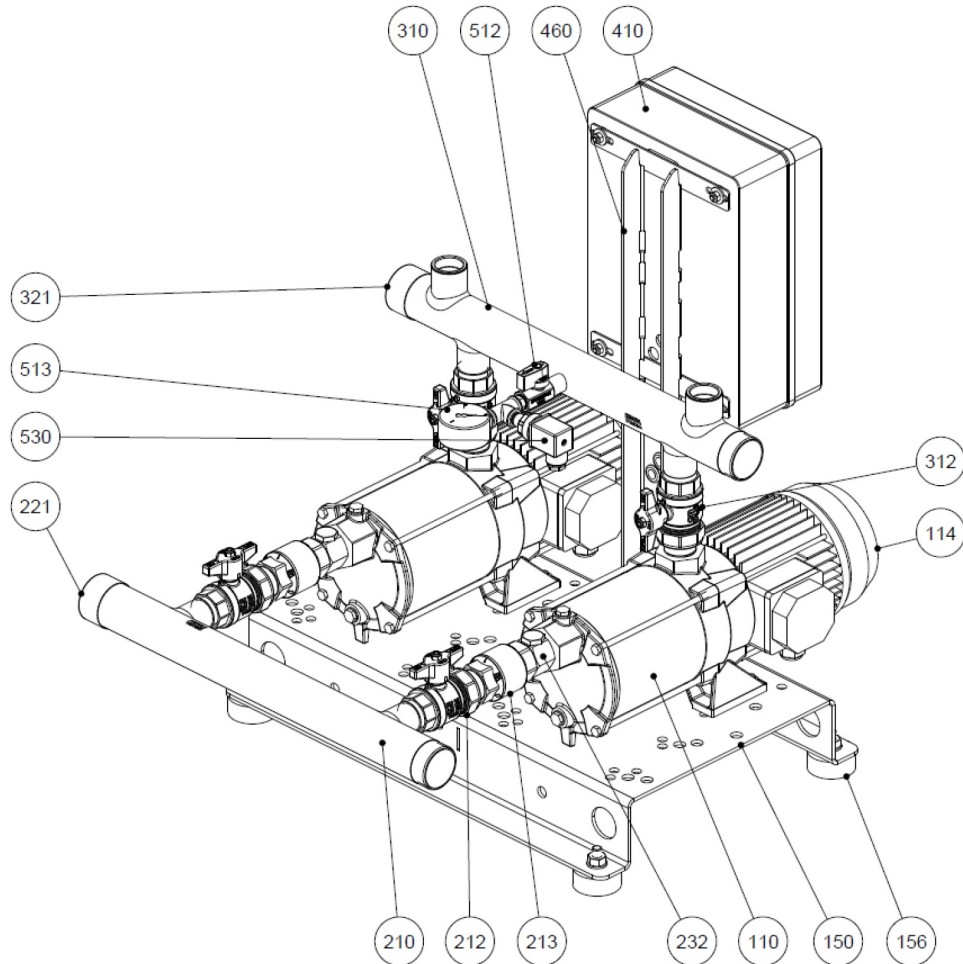


Dimensions in		mm						
1	A	540						
2	B	495						
3	C	905						
4	DN1	G 1 1/2						
5	F	105						
6	H	635						
7	N	570						
8	Q	230						
9	S	185						
10	Weight kg	63						
11								
12								
13								
14								
15								

(1/2) Construction

Booster set name
2GP COMPACT A/15

Customer	Date 09.06.2024	Company
Contact	Item no.	Issued by
Phone	Project	Phone
E-mail	Project ID	E-mail



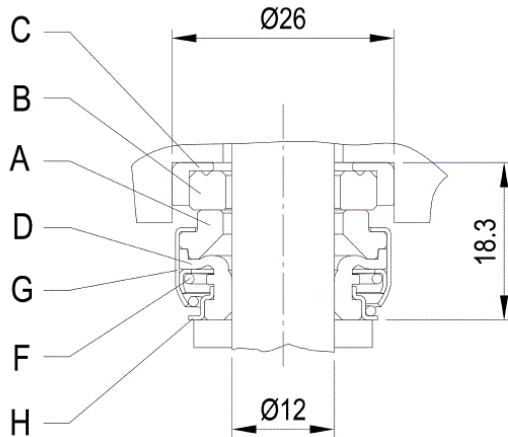
N°	PART NAME	MATERIAL	Quantity
110	Principal pump	-	2
114	Electric motor	-	2
150	Baseplate	Galvanized steel	1
156	Baseplate foot	SBR	4
210	Suction manifold	AISI 304	1
212	Union ball valve	Brass / P.T.F.E	2
213	Check valve	Brass / NBR	2
221	Threaded female cap	AISI 304	1
232	Nipple for air feeders	Yellow brass	2
310	Discharge manifold	AISI 304	1
312	Union ball valve	Brass / P.T.F.E	2
321	Female cap	AISI 304	1
410	Control panel	-	1
460	Control panel frame	Galvanized steel	1
512	Ball valve	Brass / P.T.F.E	1
513	Pressure gauge	Copper alloy / plastic	1
530	Pressure Transmitter	-	1

(2/2) Construction

Booster set name
2GP COMPACT A/15

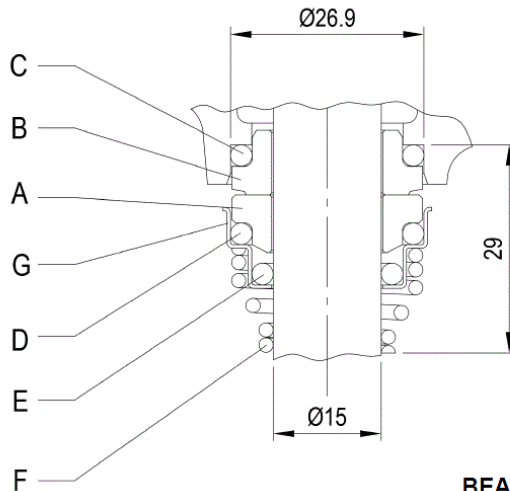
Customer	Date 09.06.2024	Company
Contact	Item no.	Issued by
Phone	Project	Phone
E-mail	Project ID	E-mail

MECHANICAL SEAL UP TO 0.6 kW



REF	PART NAME	MATERIAL Standard version
A	Rotary seal ring	Carbon Graphite
B	Stationary seal ring	Ceramic
C	Gasket	NBR
D	Bellows	NBR
F	Self driving spring	AISI 304
G	Frame	AISI 304
H	Retainer ring	AISI 304

0.75 kW AND ABOVE



REF	PART NAME	MATERIAL Standard version
A	Rotary seal ring	Ceramic
B	Stationary seal ring	Carbon Graphite
C	O Ring	NBR
D	O Ring	NBR
E	O Ring	NBR
F	Self driving spring	AISI 316
G	Frame	AISI 304

BEARINGS

Type pumps		Pump side		Fan side	
Single Phase	Three Phase	[1-]	[3-]	[1-]	[3-]
COMPACT AM/4	COMPACT A/4	6201 2RSH	6201 2RSH	6201 2RSH	6201 2RSH
COMPACT AM/6	COMPACT A/6	6201 2RSH	6201 2RSH	6201 2RSH	6201 2RSH
COMPACT AM/8	COMPACT A/8	6201 2RSH	6201 2RSH	6201 2RSH	6201 2RSH
COMPACT AM/10	COMPACT A/10	6203 2RSH	6203-ZZ C3	6202 2RSH	6202-ZZ C3
COMPACT AM/12	COMPACT A/12	6203 2RSH	6203-ZZ C3	6202 2RSH	6202-ZZ C3
COMPACT AM/15	COMPACT A/15	6203 2RSH	6203-ZZ C3	6202 2RSH	6202-ZZ C3
COMPACT BM/12	COMPACT B/12	6203 2RSH	6203-ZZ C3	6202 2RSH	6202-ZZ C3
COMPACT BM/15	COMPACT B/15	6203 2RSH	6203-ZZ C3	6202 2RSH	6202-ZZ C3

QUANTITY FOR MODEL

PUMP	N°7 Impeller	N°9 Diffuser	N°62 Stage housing
COMPACT A/4	2	1	1
COMPACT A/6	3	2	2
COMPACT A/8	4	3	3
COMPACT A/10	5	4	4
COMPACT A/12	6	5	5
COMPACT A/15	7	6	6
COMPACT B/12	4	3	3
COMPACT B/15	5	4	4