

Technical Data

Booster set name

2GP CVM B/12

| | | | |
|----------|------------|------------|-----------|
| Customer | Date | 09.06.2024 | Company |
| Contact | Item no. | | Issued by |
| Phone | Project | | Phone |
| E-mail | Project ID | | E-mail |

Requested data

| | | | | |
|---|------------------------|-------------------------------|---------------------------|-------|
| 1 | Pump type | Booster Set | Fluid | Water |
| 2 | Number of pumps | 2 | Liquid temperature °C | 20 |
| 3 | Flow m ³ /h | | Kin. viscosity cSt | 1.005 |
| 4 | Head m | | Vapour pressure kPa | 2.34 |
| 5 | Geodetic head m | | PH value | |
| 6 | Inlet pressure kPa | 0 | Density kg/m ³ | 998.3 |
| 7 | Available system NPSH | Ask our technical department. | Solids Weight % | 0 |
| 8 | Ambient temperature °C | 20 | Installation height m | 100 |

Booster Set

| | | | | | |
|----|---------------------------|--------------------------------|--------------------------------------|-----------------------------|------|
| 9 | Booster set name | 2GP CVM B/12 | Frequency Hz | 50 | |
| 10 | Design | Booster Set | | | |
| 11 | Manufacturer | EBARA | Impeller Dia. | Max. mm | 102 |
| 12 | Speed rpm | 2800 | | Designed mm | 102 |
| 13 | No. of Stage | 4 | | Min. mm | 102 |
| 14 | Connection Suction side | G2 PN10 | Flow | Operating m ³ /h | |
| 15 | Connection Discharge side | G2 PN10 | | Max- m ³ /h | 7.2 |
| 16 | Max Working Pressure kPa | 1000 | | Min- m ³ /h | 1.8 |
| 17 | Shut-off head kPa | 497.46 | Head | Operating m | |
| 18 | Total weight kg | See the table of "Dimensions". | | - (Qmax.) m | 19.6 |
| 19 | Shaft power kW | | | - (Qmin.) m | 48.2 |
| 20 | | | Max. Shaft Power at max. impeller kW | 0.96 | |
| 21 | Required NPSH m | | Efficiency % | | |

Materials

| | | | | |
|----|-------------|-------------------------------|----------------------|------------------------------------|
| 22 | Frame | Galvanized steel | External pump casing | AISI 304 |
| 23 | Manifold | AISI 304 | Shaft | AISI 416 |
| 24 | Check valve | Brass / NBR | Shaft seal | Ceramic/Carbon/NBR |
| 25 | Ball valve | Brass / PTFE | O-ring | NBR |
| 26 | Impeller | PPE+PS Glass Fiber Reinforced | Stages | PPE+PS Glass Fiber Reinforced/PTFE |
| 27 | Casing | Cast iron | Diffuser | PPE+PS Glass Fiber Reinforced |

Motor

| | | | | |
|----|----------------------|-------------------------------|--------------------|-----|
| 28 | Manufacturer | EPE Standard | Insulation class | F |
| 29 | Type | TEFC_CVM B/12_400_Three Phase | Phases | 3~ |
| 30 | Specific design | IE3 / 50 Hz / Pole pairs 1 | Frame size | 71 |
| 31 | Rated power kW | 0.9 | Weight; motor kg | |
| 32 | Number of poles | 2 | Electric voltage V | 400 |
| 33 | Speed rpm | 2850 | Electric current A | 2.5 |
| 34 | Degree of protection | IP 44 | | |
| 35 | | | | |

Remarks

| |
|--|
| |
|--|

Performance curve

Booster set name
2GP CVM B/12

| | | | |
|----------|------------|------------|-----------|
| Customer | Date | 09.06.2024 | Company |
| Contact | Item no. | | Issued by |
| Phone | Project | | Phone |
| E-mail | Project ID | | E-mail |

Requested data

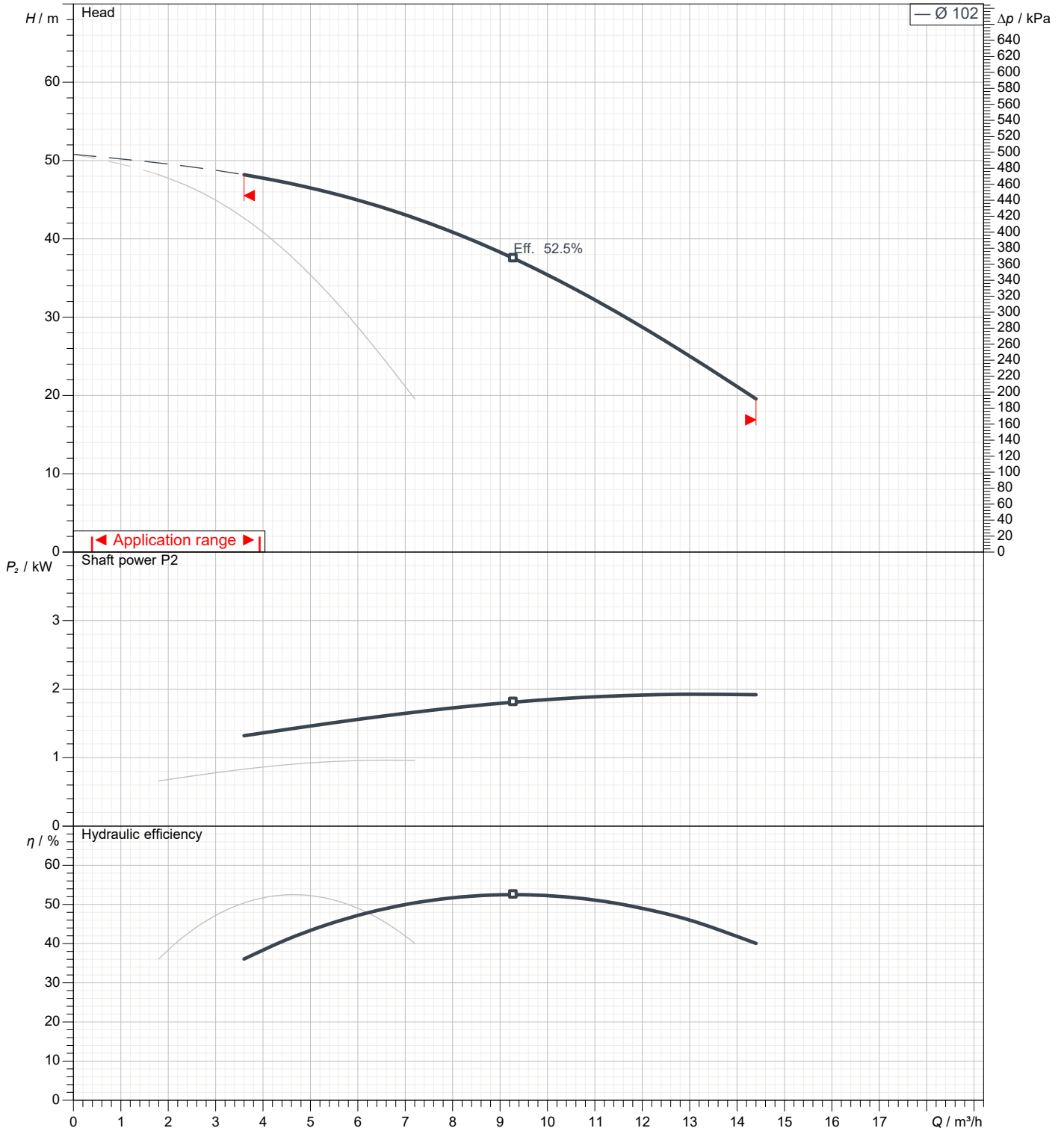
| | | | |
|---|---------------|------|--|
| 1 | Flow | m³/h | |
| 2 | Head | m | |
| 3 | Geodetic head | m | |

Booster set

| | | | | | |
|---------------------------|------|-----|-----------------|-----|------|
| Operating flow | m³/h | | Frequency | Hz | 50 |
| Operating head | m | | Number of poles | | 2 |
| ImpellerDiameter Designed | mm | 102 | Speed | rpm | 2800 |

Test standard: ISO 9906:2012 - Grade3B

Water; 20°C; 998.3kg/m³; 1cSt

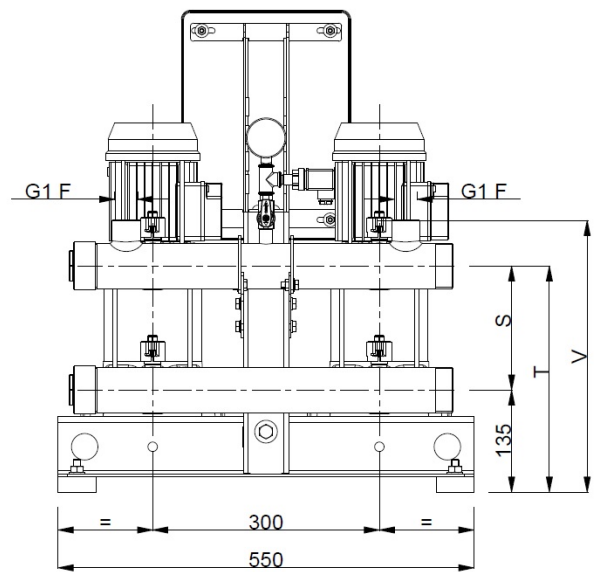
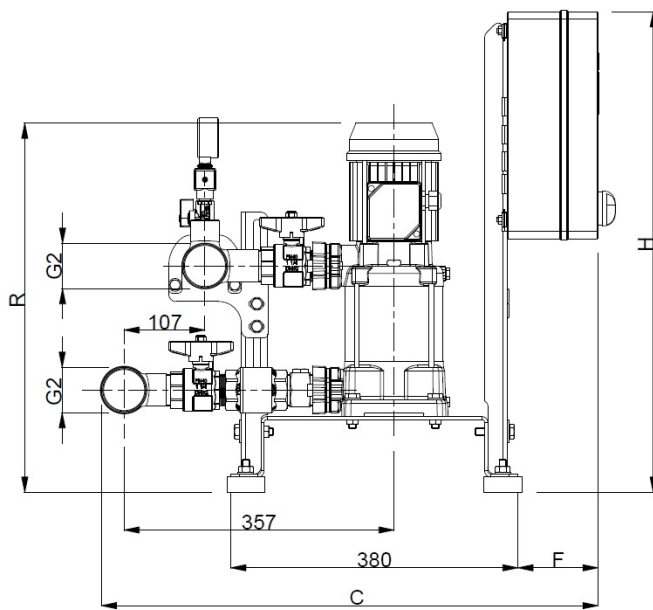


Dimensions

Booster set name

2GP CVM B/12

| | | |
|----------|-----------------|-----------|
| Customer | Date 09.06.2024 | Company |
| Contact | Item no. | Issued by |
| Phone | Project | Phone |
| E-mail | Project ID | E-mail |

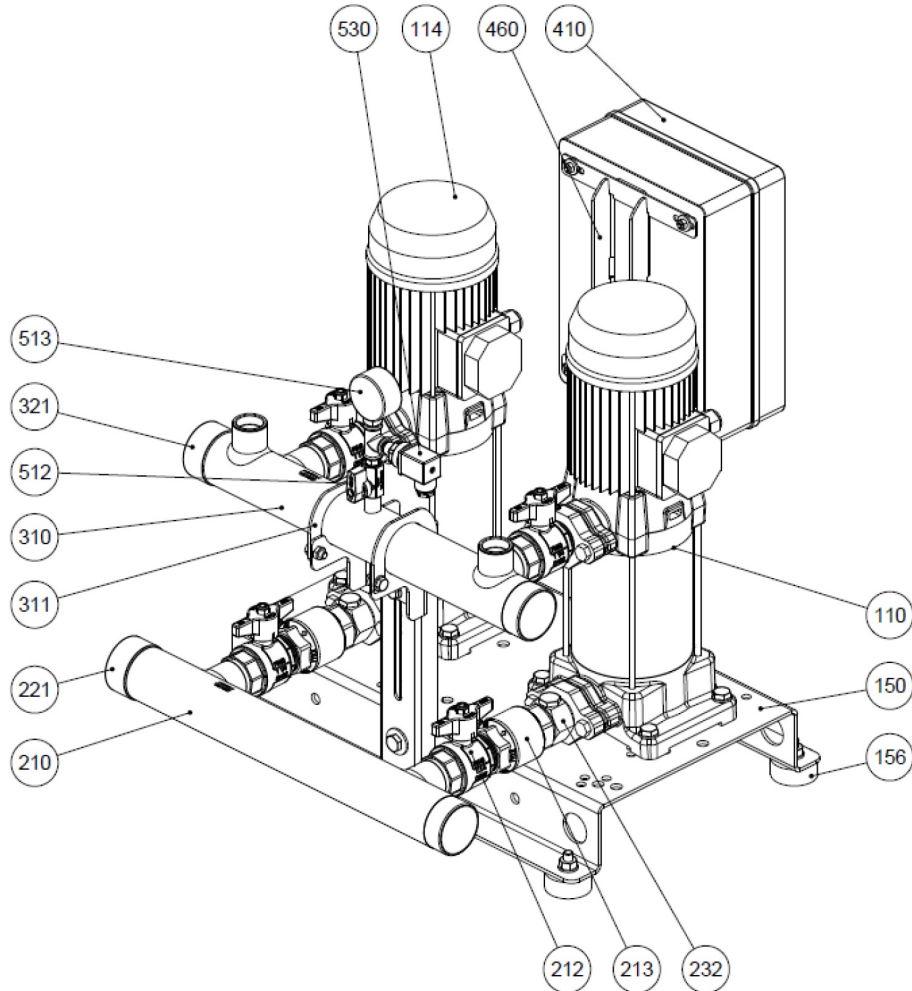


| Dimensions in | | mm | | | | | | |
|---------------|-----------|-----|--|--|--|--|--|--|
| 1 | C | 675 | | | | | | |
| 2 | F | 105 | | | | | | |
| 3 | H | 635 | | | | | | |
| 4 | R | 540 | | | | | | |
| 5 | S | 165 | | | | | | |
| 6 | T | 300 | | | | | | |
| 7 | V | 360 | | | | | | |
| 8 | Weight kg | 71 | | | | | | |
| 9 | | | | | | | | |
| 10 | | | | | | | | |
| 11 | | | | | | | | |
| 12 | | | | | | | | |
| 13 | | | | | | | | |
| 14 | | | | | | | | |
| 15 | | | | | | | | |

(1/2) Construction

Booster set name
2GP CVM B/12

| | | |
|----------|-----------------|-----------|
| Customer | Date 09.06.2024 | Company |
| Contact | Item no. | Issued by |
| Phone | Project | Phone |
| E-mail | Project ID | E-mail |



| N° | PART NAME | MATERIAL | Quantity |
|-----|------------------------|------------------------|----------|
| 110 | Principal pump | - | 2 |
| 114 | Electric motor | - | 2 |
| 150 | Baseplate | Galvanized steel | 1 |
| 156 | Baseplate foot | SBR | 4 |
| 210 | Suction manifold | AISI 304 | 1 |
| 212 | Ball valve | Brass / P.T.F.E. | 2 |
| 213 | Check valve | Brass / NBR | 2 |
| 221 | Threaded female cap | AISI 304 | 1 |
| 232 | Nipple for air feeders | Yellow brass | 2 |
| 310 | Discharge manifold | AISI 304 | 1 |
| 311 | Manifold bracket | Galvanized steel | 2 |
| 312 | Ball valve | Brass / P.T.F.E. | 2 |
| 321 | Threaded female cap | AISI 304 | 1 |
| 410 | Control panel | - | 1 |
| 460 | Control panel frame | Galvanized steel | 1 |
| 512 | Ball valve | Brass / P.T.F.E. | 1 |
| 513 | Pressure gauge | Copper alloy / plastic | 1 |
| 520 | Pressure transmitter | - | 1 |

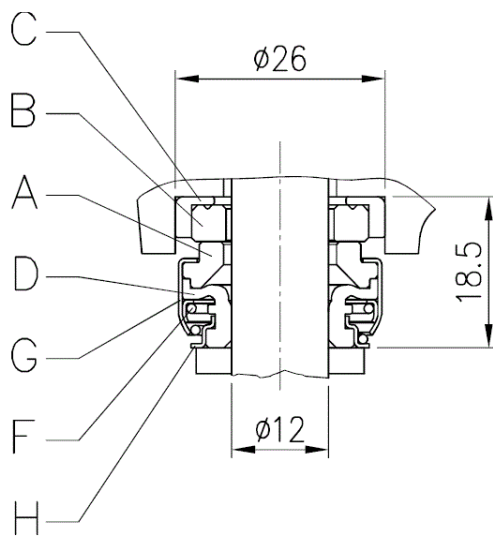
(2/2) Construction

Booster set name
2GP CVM B/12

| | | |
|----------|-----------------|-----------|
| Customer | Date 09.06.2024 | Company |
| Contact | Item no. | Issued by |
| Phone | Project | Phone |
| E-mail | Project ID | E-mail |

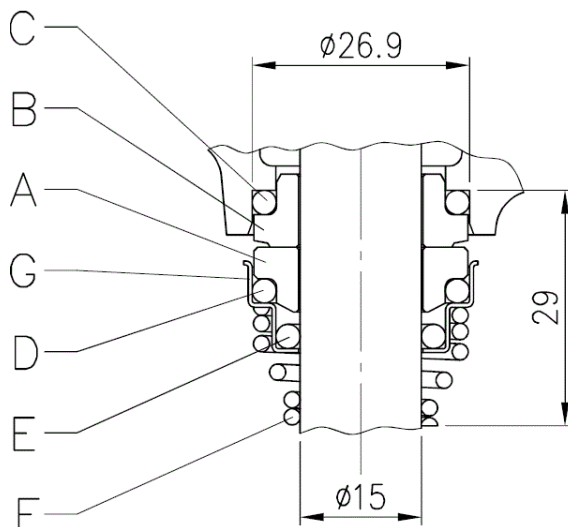
MECHANICAL SEAL

UP TO 0.6 KW



| REF | PART NAME | MATERIAL |
|-----|----------------------|-----------------|
| A | Rotary seal ring | Carbon graphite |
| B | Stationary seal ring | Ceramic |
| C | Gasket | NBR |
| D | Bellows | NBR |
| F | Self driving spring | AISI 304 |
| G | Frame | AISI 304 |
| H | Retainer ring | AISI 304 |

0,75 KW AND ABOVE



| REF | PART NAME | MATERIAL |
|-----|----------------------|-----------------|
| A | Rotary seal ring | Ceramic |
| B | Stationary seal ring | Carbon graphite |
| C | O Ring | NBR |
| D | O Ring | NBR |
| E | O Ring | NBR |
| F | Self driving spring | AISI 316 |
| G | Frame | AISI 304 |