

Technical Data

Pump Name

3DP 40-125/4.06

Customer	Date	2024-06-20	Company
Contact	Item no.		Issued by
Phone	Project		Phone
E-mail	Project ID	Proiect redenumit 2024-06-20 10:03:09	E-mail

Requested data

1	Pump type	CENTRIFUGAL PUMPS	Fluid	Water
2	Number of pumps / Reserve	1 / 0	Liquid temperature	°C
3	Flow	m³/h	Kin. viscosity	mm²/s
4	Head	m	Vapour pressure	bar
5	Geodetic head	m	PH value	
6	Inlet pressure (pin)	bar	Density	kg/m³
7	Available system NPSH		Solids	Weight %
8	Ambient temperature	°C		

Pump

9	Pump Name	3DP 40-125/4.06	Frequency	Hz	60	
10	Design	CENTRIFUGAL PUMPS	Installation type		STANDARD	
11	Manufacturer	EBARA	Impeller Diameter	Max.	mm	
12	Speed	rpm		3480	Designed	mm
13	No. of Stage	1		Min.	mm	140
14	Connection	Suction side	EN 1092-2	Flow	Operating	m³/h
15	Connection	Discharge side	EN 1092-2		Max-	m³/h
16	Max Working Pressure	bar	10		Min-	m³/h
17	Shut-off head	bar	3.62	Head	Operating	m
18	Total weight	kg	See the table of "Dimensions".		- (Qmax.)	m
19	Shaft power	kW			- (Qmin.)	m
20			Max. Shaft Power at max. impeller	kW	4.29	
21	Required pump NPSH	m	Efficiency	%		

Materials

22	Impeller	AISI 304		
23	Casing	Cast iron		
24	Shaft	AISI 304 (wet extension)		
25				
26				
27				

Motor

28	Manufacturer	LAFERT	Insulation class	F	
29	Type	TEFC_3DP 40-125/4.06_265_Three Phase	Phases	3~	
30	Specific design	IE2 / 60 Hz / Pole pairs 1	Frame size	112 M	
31	Rated power	kW	4	Weight	kg
32	Number of poles	2	Electric voltage	V	265
33	Speed	rpm	3500	Electric current	A
34	Degree of protection	IP 55			
35					

Remarks

Performance Curve

Pump Name

3DP 40-125/4.06

Customer	Date	2024-06-20	Company
Contact	Item no.		Issued by
Phone	Project		Phone
E-mail	Project ID	Proiect redenumit 2024-06-20 10:03:09	E-mail

Requested data

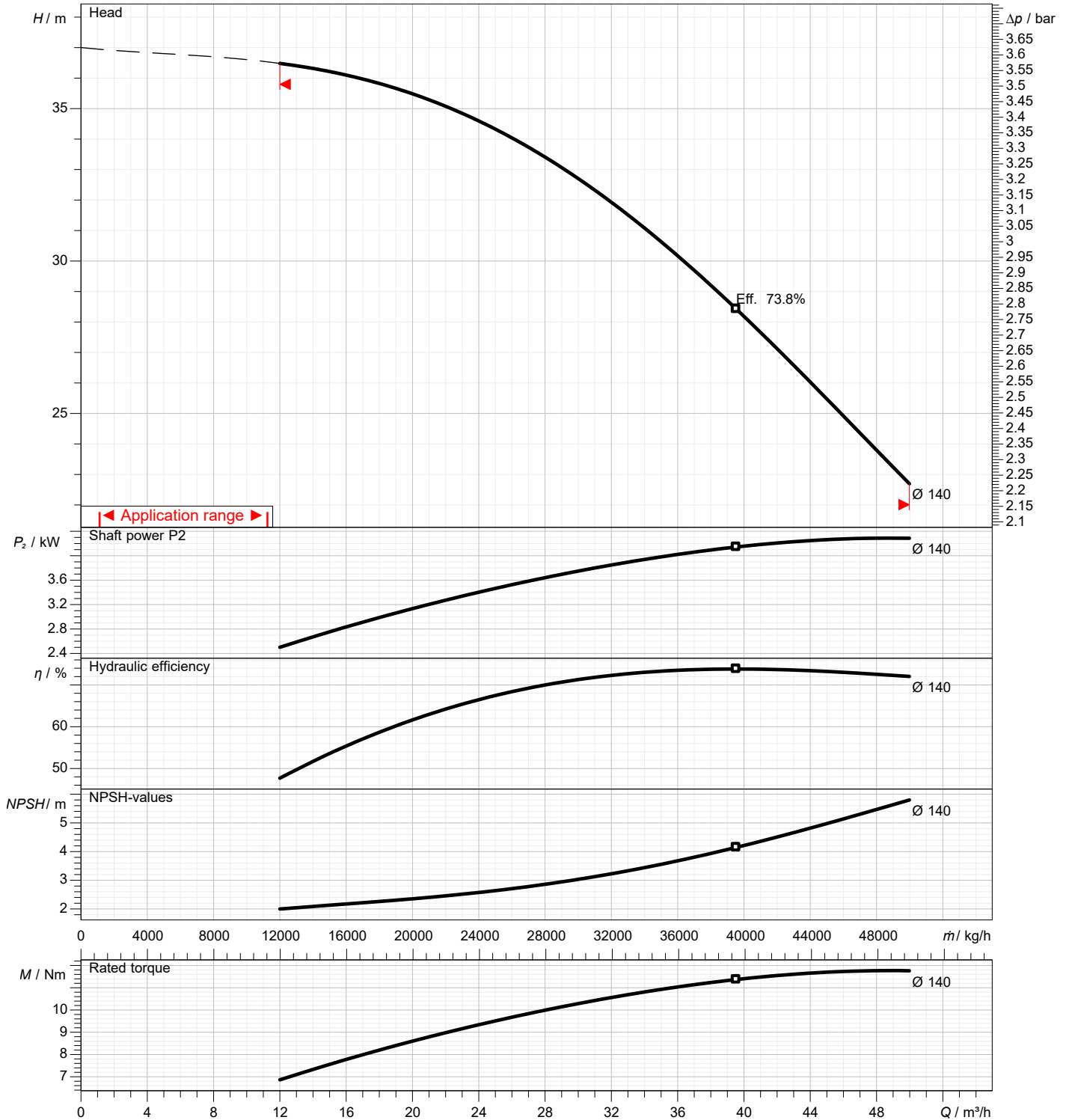
1	Flow	m³/h	
2	Head	m	
3	Geodetic head	m	

Pump

Operating flow	m³/h		Frequency	Hz	60
Operating head	m		Number of poles		2
Impeller diameter designed	mm	140	Speed	rpm	3480

Test standard: ISO 9906:2012 - Grade3B

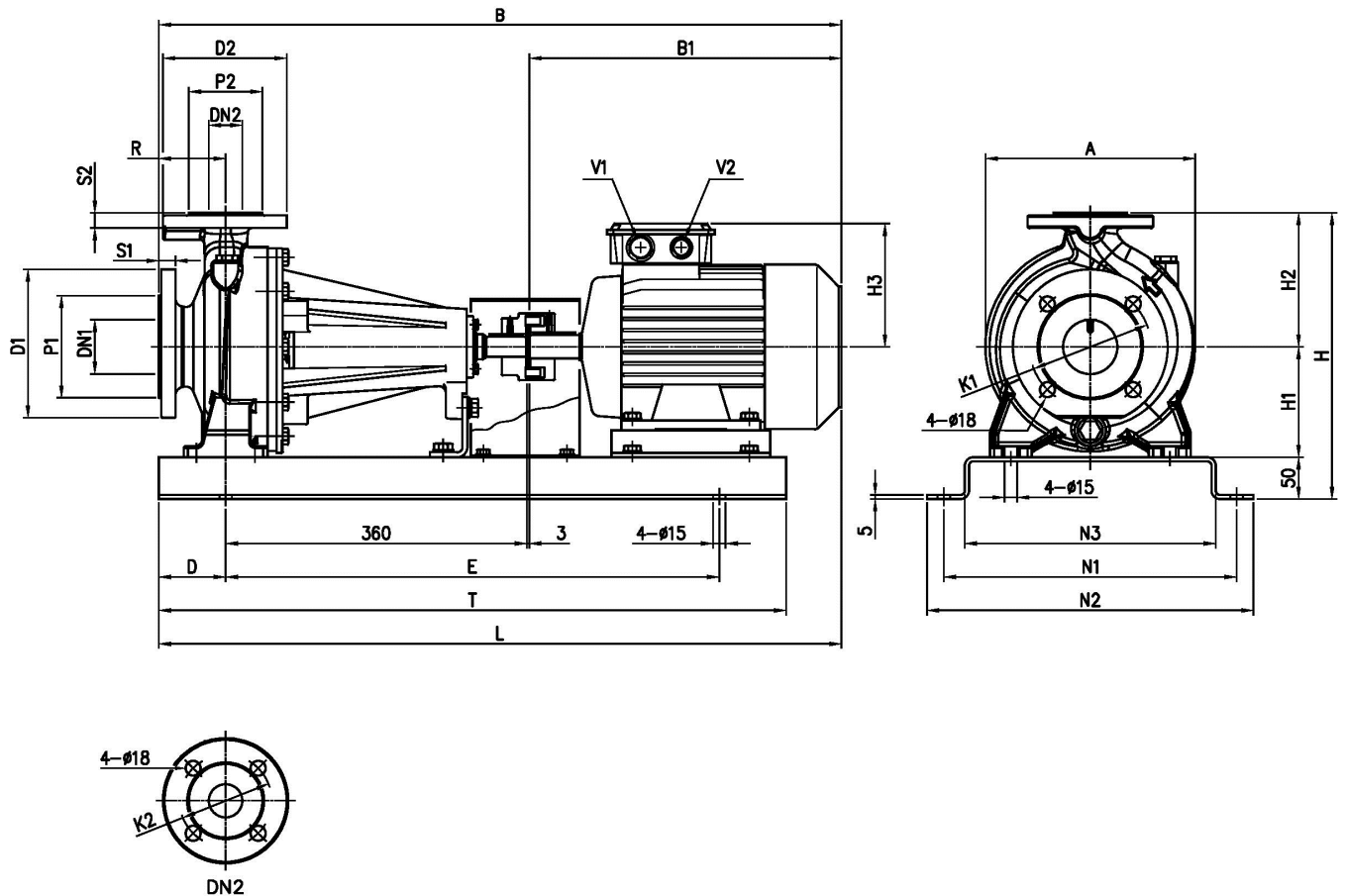
Water; 20°C; 998.3kg/m³; 1mm²/s



Dimensions

Pump Name 3DP 40-125/4.06

Customer	Date 2024-06-20	Company
Contact	Item no.	Issued by
Phone	Project	Phone
E-mail	Project ID Proiect redenumit 2024-06-20 10:03:09	E-mail



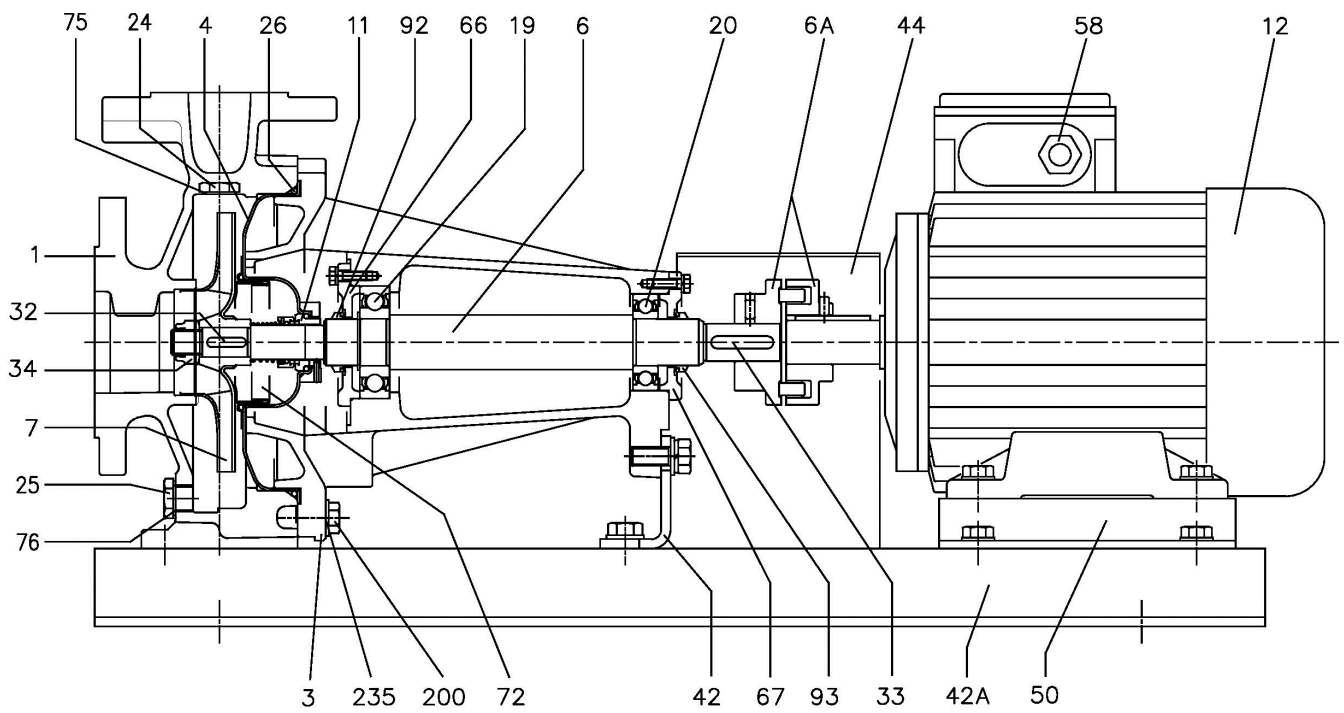
Dimensions in		mm						
1	A	213	L	831				
2	B	831	N1	300				
3	B1	388	N2	340				
4	D	80	N3	250				
5	Dia D2	150	R	80				
6	Dia DN2	40	S1	20				
7	Dia K1	145	S2	18				
8	Dia K2	110	T	750				
9	Dia P1	122	V1	M25x1.5				
10	Dia P2	88	V2	M20x1.5				
11	E	590	Weight P&M	75,7 kg				
12	H	302						
13	H1	112						
14	H2	140						
15	H3	171						

(1/3)

Construction

Pump Name 3DP 40-125/4.06

Customer	Date 2024-06-20	Company
Contact	Item no.	Issued by
Phone	Project	Phone
E-mail	Project ID Proiect redenumit 2024-06-20 10:03:09	E-mail



(2/3)

Construction

Pump Name 3DP 40-125/4.06

Customer	Date	2024-06-20	Company
Contact	Item no.		Issued by
Phone	Project		Phone
E-mail	Project ID	Project redenumit 2024-06-20 10:03:09	E-mail

N°	PART NAME	MATERIAL	DIMENSIONS	STANDARD	Q.TY	
1	Casing	Cast iron EN-GJL-200-EN 1561			1	
3	Support	Cast iron EN-GJL-200-EN 1561			1	
4	Casing cover	EN 1.4301 (AISI 304)			1	
6	Shaft - Wet extension	EN 1.4301 (AISI 304)			1	
6A	Flexible coupling	Cast iron EN-GJL-250-EN 1561			1	
7	Impeller	[1]	-		1	
11	Mechanical seal	[2]	-		1	
12	Motor		-		1	
19	Bearing		-		1	
20	Bearing		-		1	
24	Priming plug	Brass	G 3/8" L=8	DIN 906	1	
25	Draing plug	Brass	G 3/8" L=8	DIN 906	1	
26	O-ring	32-125, 40-125 32-160, 40-160, 50-125, 65-125 32-200, 40-200, 50-160, 65-160, 65-200 [3]	NBR/FPM/EPDM	158.11x5.34	OR 6625	1
				183.52x5.34	OR 6720	
				227.96x5.34	OR 6895	
32	Key	Up to 11 kW 15 kW and above	EN 1.4401 (AISI 316)	6x6x25	UNI 6604	1
				8x7x30		
33	Key		C 40	8x7x40	UNI 6604	1
34	Impeller nut	Up to 11kW 15 kW and above	EN 1.4301 (AISI 304)	M16x1.5	UNI 7474	1
				M20x1.5		
42	Pump support	Fe 37 Galvanized		EBARA DRAWING	1	
42A	Base	Fe 37 Galvanized			1	
44	Protection	Fe 37 Galvanized			1	
50	Foot	Aluminium / Galvanized steel			1	
58	Cable gland	-			1	
66	Impeller side bearing cover	Cast iron EN-GJL-200-EN 1561			1	
67	Motor side bearing cover	Cast iron EN-GJL-200-EN 1561			1	
72	Casing ring	[4]	EN 1.4301 (AISI 304)		1	
75	Washer	Aluminum	22x17x1.5	EBARA DRAWING	1	
76	Washer	Aluminum	22x17x1.5	EBARA DRAWING	1	
92	"V" ring	-	VS - 0030		1	
93	"V" ring	-	VS - 0030		1	
200	Screw	32-125, 40-125 32-160, 40-160, 50-125, 65-125 32-200, 40-200, 50-160, 65-160, 65-200	Gv. Steel 8.8 strenght class ISO 898-1	M 8x30	UNI 5739	8
				M 10x35		10
						12
235	Washer	32-125, 40-125 32-160, 40-160, 50-125, 65-125 32-200, 40-200, 50-160, 65-160, 65-200	Galvanized Steel	8.4x17	UNI 6592	8
				10.5x21		10
						12

[1] EN 1.4301 (AISI 304) for 32, 40, 50 series;
EN 1.4401 (AISI 316) for 65 series

[2] See **CONSTRUCTION 3**

[3] See **CONSTRUCTION 3**, "O-ring" column

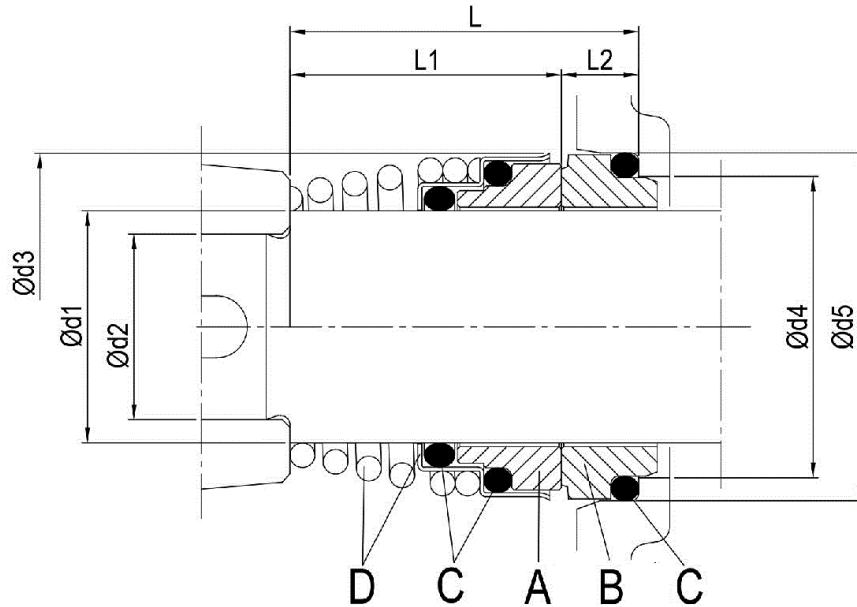
[4] Only for: 32-200, 40-200, 50-160

(3/3)

Construction

Pump Name 3DP 40-125/4.06

Customer	Date 2024-06-20	Company
Contact	Item no.	Issued by
Phone	Project	Phone
E-mail	Project ID Proiect redenumit 2024-06-20 10:03:09	E-mail



Pump type	Dimensions [mm]									Material Standard			
	d1	d2	d3	d4	d5	L	L1	L2	A Rotary seal ring	B Stationary seal ring	C O-ring	D Frame + Spring	
32-125/160/200 40-125/160/200 50-125/160 65-125 65-160/9.26-116	22	19	38	31	37	37.5	27.5	10	Ceramic	Carbon	NBR	EN 1.4301 (AISI 304)	