

Technical Data

Pump Name

3E-K 80-160/11Q1AEGG TT

Customer	Date	09.06.2024	Company
Contact	Item no.		Issued by
Phone	Project		Phone
E-mail	Project ID		E-mail

Requested data

1	Pump type	IN-LINE CENTRIFUGAL PUMP	Fluid	Water
2	Number of pumps / Reserve	1 / 0	Liquid temperature	°C
3	Flow	m³/h	Kin. viscosity	cSt
4	Head	m	Vapour pressure	kPa
5	Geodetic head	m	PH value	
6	Inlet pressure (pin)	kPa	Density	kg/m³
7	Available system NPSH		Solids	Weight %
8	Ambient temperature	°C		

Pump

9	Pump Name	3E-K 80-160/11Q1AEGG TT	Frequency	Hz	50		
10	Design	IN-LINE CENTRIFUGAL PUMP	Installation type		STANDARD		
11	Manufacturer	EBARA	Impeller Diameter	Max.	mm		
12	Speed	rpm		2900	Designed	mm	
13	No. of Stage	1		Min.	mm	168	
14	Connection	Suction side	Flow	Operating	m³/h		
15	Connection	Discharge side		Max-	m³/h	126	
16	Max Working Pressure	kPa		1600	Min-	m³/h	42
17	Shut-off head	kPa	371.46	Head	Operating	m	
18	Total weight	kg	See the table of "Dimensions".		- (Qmax.)	m	18.5
19	Shaft power	kW			- (Qmin.)	m	36.5
20			Max. Shaft Power at max. impeller	kW		11.08	
21	Required pump NPSH	m	Efficiency	%			

Materials

22	Impeller	EN 1.4404 (AISI 316L)		
23	Casing cover	EN 1.4404 (AISI 316L)		
24	Casing	CAST IRON EN-GJL-250-EN-1561		
25	Shaft	EN 1.4404 (AISI 316L)		
26	O-ring	EPDM		
27	Braket	ALUMINUM		

Motor

28	Manufacturer	EPE Standard	Insulation class	F	
29	Type	TEFC_3E-K_2_11_400_1	Phases	3~	
30	Specific design	IE3 / 50 Hz / Pole pairs 1	Frame size	132	
31	Rated power	kW	11	Weight	kg
32	Number of poles	2	Electric voltage	V	400
33	Speed	rpm	2900	Electric current	A
34	Degree of protection	IP55			
35					

Remarks

Performance Curve

Pump Name

3E-K 80-160/11Q1AEGG TT

Customer	Date 09.06.2024	Company
Contact	Item no.	Issued by
Phone	Project	Phone
E-mail	Project ID	E-mail

Requested data

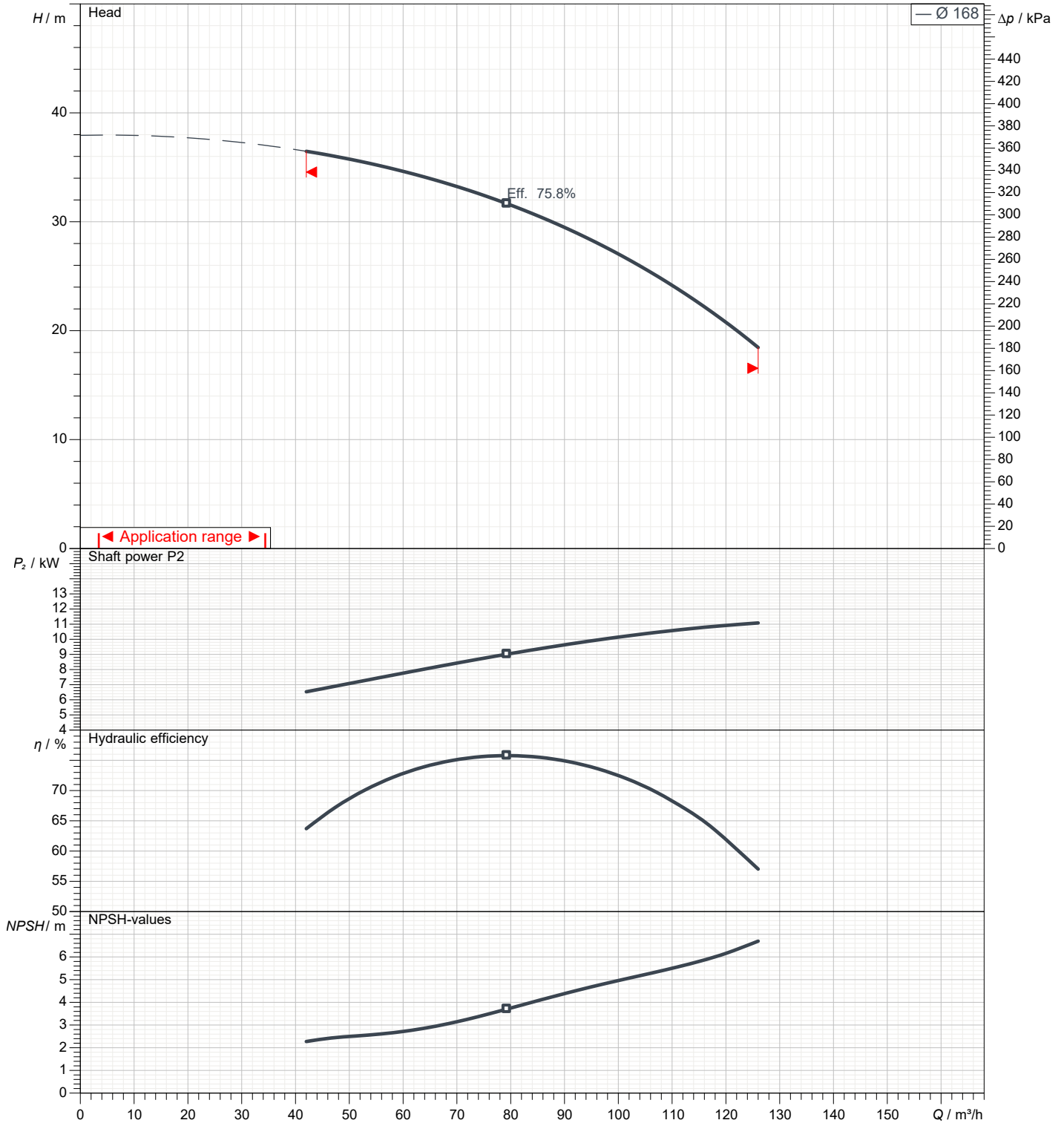
1	Flow	m³/h	
2	Head	m	
3	Geodetic head	m	

Pump

Operating flow	m³/h	Frequency	Hz	50	
Operating head	m	Number of poles		2	
Impeller diameter designed	mm	168	Speed	rpm	2900

Test standard: ISO 9906:2012 - Grade3B

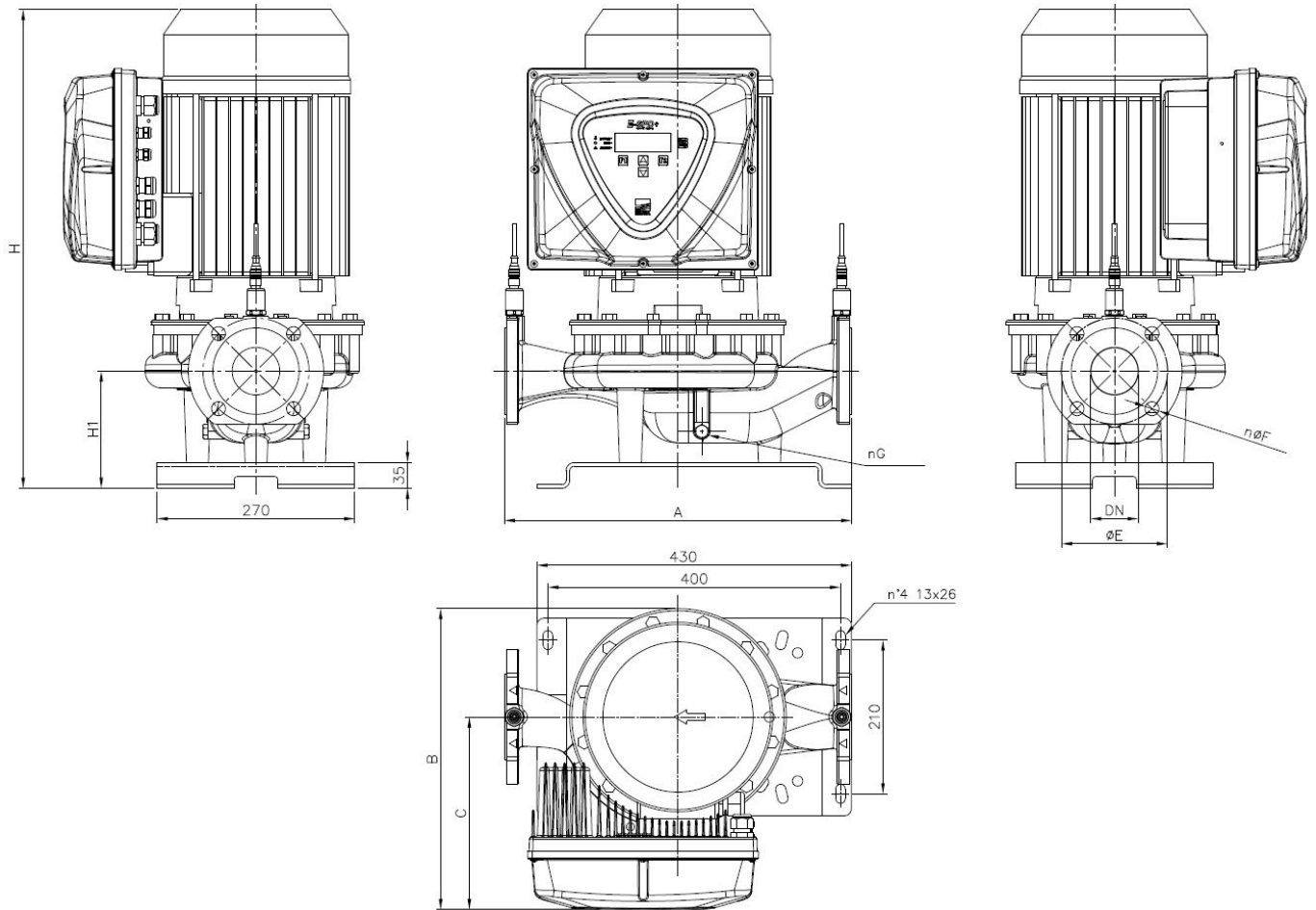
Water; 20°C; 998.3kg/m³; 1cSt



Dimensions

Pump name 3E-K 80-160/11Q1AEGG TT

Customer	Date 09.06.2024	Company
Contact	Item no.	Issued by
Phone	Project	Phone
E-mail	Project ID	E-mail



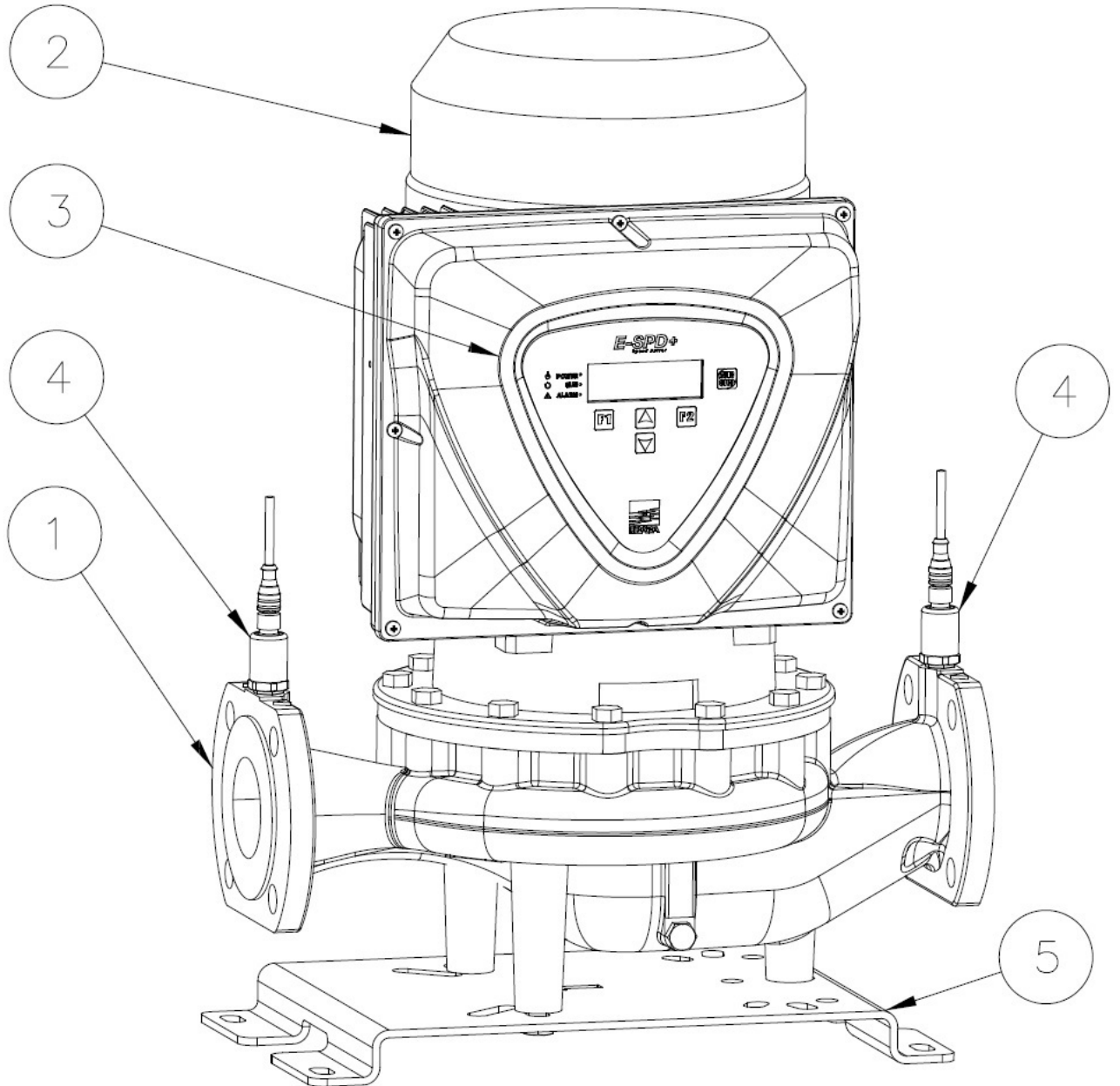
Dimensions in		mm					
1	A	440					
2	B	411					
3	C	263					
4	H	644					
5	H1	150					
6	nG	2-G1/4"					
7	nØF	8-Ø19					
8	ØE	160					
9	Weight P&M	93 kg					
10							
11							
12							
13							
14							
15							

(1/2)

Construction

Pump name 3E-K 80-160/11Q1AEGG TT

Customer	Date 09.06.2024	Company
Contact	Item no.	Issued by
Phone	Project	Phone
E-mail	Project ID	E-mail



N°	PART NAME	Quantity
1	Pump	1
2	Electric motor	1
3	E-SPD+	1
4	Pressure transducer	2
5	Base plate [1]	1

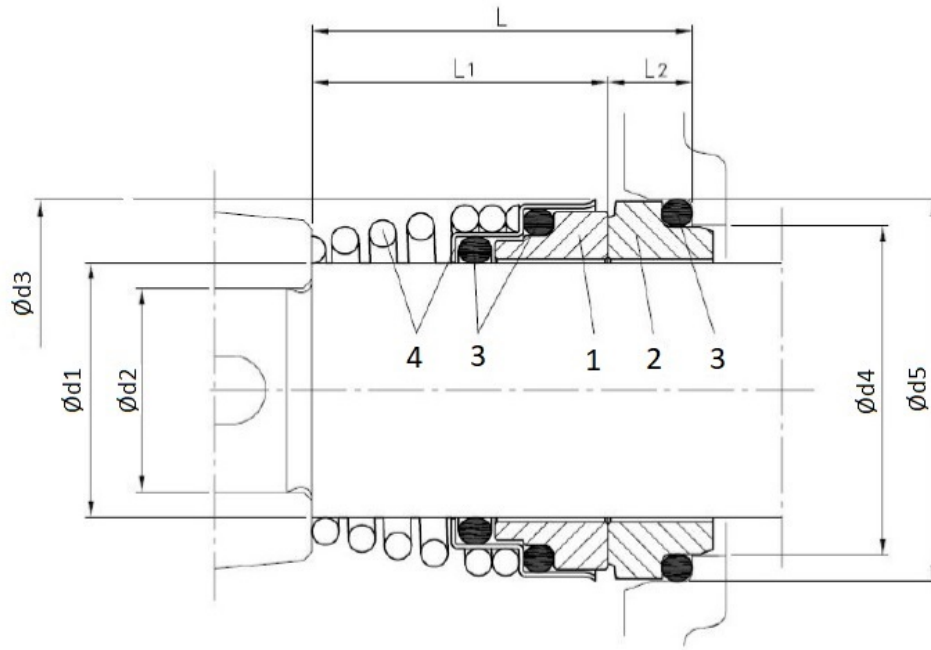
[1] only for 11kW models and above

(2/2)

Construction

Pump name 3E-K 80-160/11Q1AEGG TT

Customer	Date 09.06.2024	Company
Contact	Item no.	Issued by
Phone	Project	Phone
E-mail	Project ID	E-mail



Version	Dimensions [mm]								Material			
	d1	d2	d3	d4	d5	L	L1	L2	1 Rotary seal ring	2 Stationary seal ring	3 Rubber	4 Frame + Spring
Standard (Q1AEGG)	22	19	36	31	37	37.5	27.5	10	Silicon Carbide	Metallised Carbon	EPDM	EN 1.4401 (AISI 316)