

Technical Data

Booster set name

3GPE EVMS20 5N5/7,5 ESPT (UK)

Customer	Date	09.06.2024	Company
Contact	Item no.		Issued by
Phone	Project		Phone
E-mail	Project ID		E-mail

Requested data

1	Pump type	Booster Set	Fluid	Water
2	Number of pumps	3	Liquid temperature	°C 20
3	Flow	m ³ /h	Kin. viscosity	cSt 1.005
4	Head	m	Vapour pressure	kPa 2.34
5	Geodetic head	m	PH value	
6	Inlet pressure	kPa 0	Density	kg/m ³ 998.3
7	Available system NPSH	Ask our technical department.	Solids	Weight % 0
8	Ambient temperature	°C 20	Installation height	m 100

Booster Set

9	Booster set name	3GPE EVMS20 5N5/7,5 ESPT (UK)	Frequency	Hz 50
10	Design	Booster Set		
11	Manufacturer	EBARA	Impeller Dia.	Max. mm 113
12	Speed	rpm 2910		Designed mm 113
13	No. of Stage	5		Min. mm 113
14	Connection	Suction side UNI ISO 228 PN16	Flow	Operating m ³ /h
15	Connection	Discharge side UNI ISO 228 PN16		Max- m ³ /h 28.8
16	Max Working Pressure	kPa 1600		Min- m ³ /h 10.8
17	Shut-off head	kPa 830.52	Head	Operating m
18	Total weight	kg See the table of "Dimensions".		- (Qmax.) m 44.0
19	Shaft power	kW		- (Qmin.) m 76.5
20			Max. Shaft Power at max. impeller	kW 5.65
21	Required NPSH	m	Efficiency	%

Materials

22	Frame	Galvanized steel	Shaft	AISI 304
23	Manifold	AISI 304	O-ring	EPDM
24	Check valve	Brass / NBR		
25	Ball / Butterfly valve	Brass / PTFE		
26	Impeller	AISI 304		
27	Casing	AISI 304		

Motor

28	Manufacturer	ETM	Insulation class	F
29	Type	TEFC_EVMS20 5/7.5_400_Three Phase	Phases	3~
30	Specific design	IE3 / 50 Hz / Pole pairs 1	Frame size	132
31	Rated power	kW 7.5	Weight; motor	kg 46
32	Number of poles	2	Electric voltage	V 400
33	Speed	rpm 2910	Electric current	A 13.6
34	Degree of protection	IP 55		
35				

Remarks

Item intended for the UK market only.

Performance curve

Booster set name

3GPE EVMS20 5N5/7,5 ESPT (UK)

Customer	Date	09.06.2024	Company
Contact	Item no.		Issued by
Phone	Project		Phone
E-mail	Project ID		E-mail

Requested data

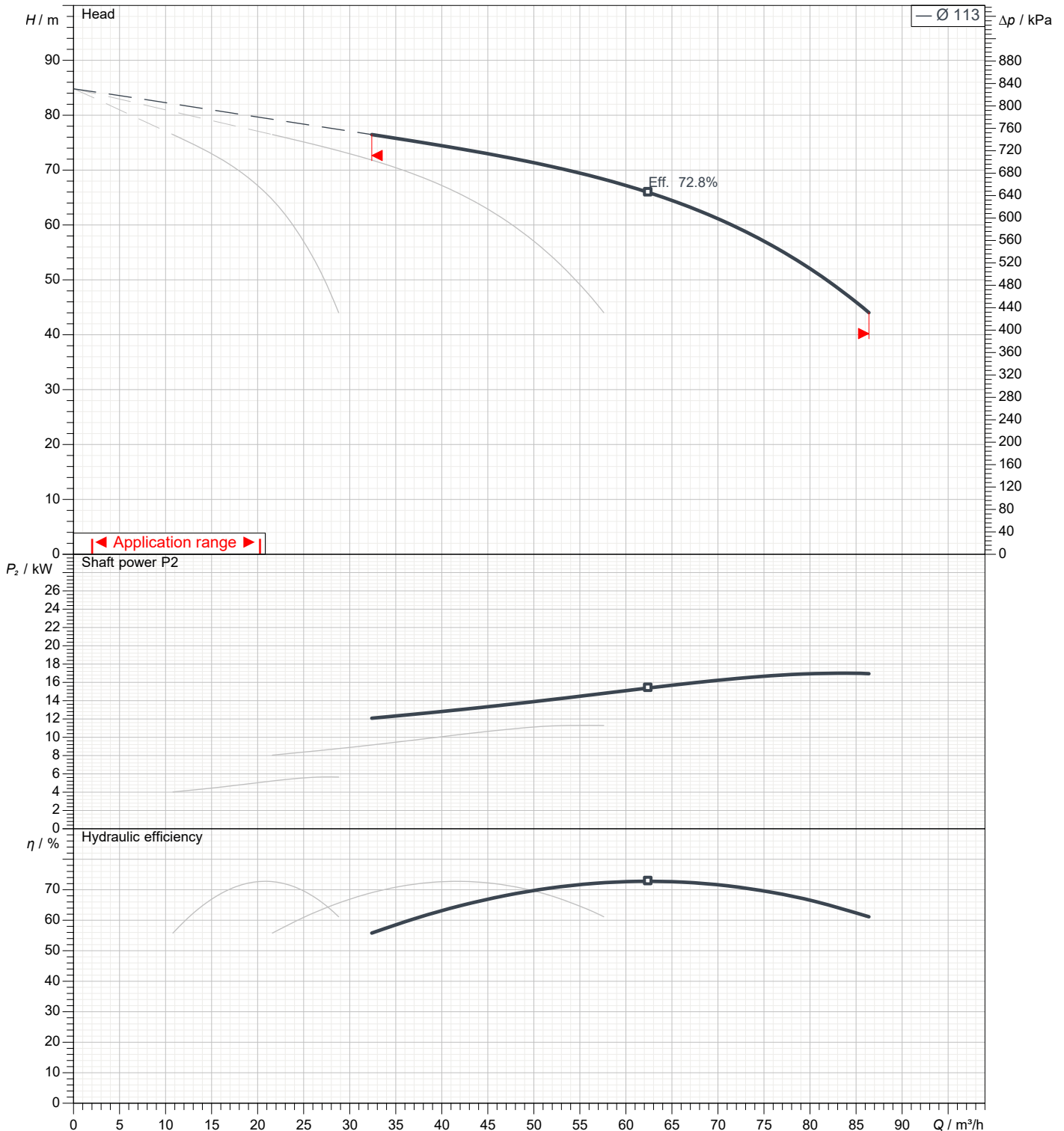
1	Flow	m³/h	
2	Head	m	
3	Geodetic head	m	

Booster set

Operating flow	m³/h		Frequency	Hz	50
Operating head	m		Number of poles		2
ImpellerDiameter Designed	mm	113	Speed	rpm	2910

Test standard: ISO 9906:2012 - Grade3B

Water; 20°C; 998.3kg/m³; 1cSt

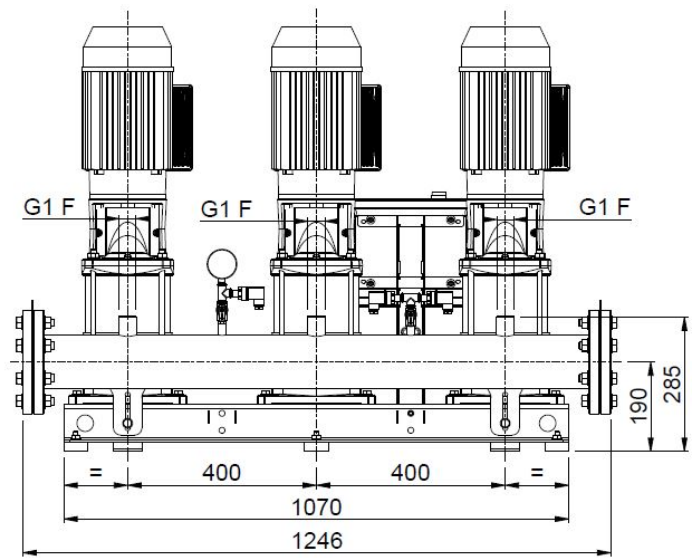
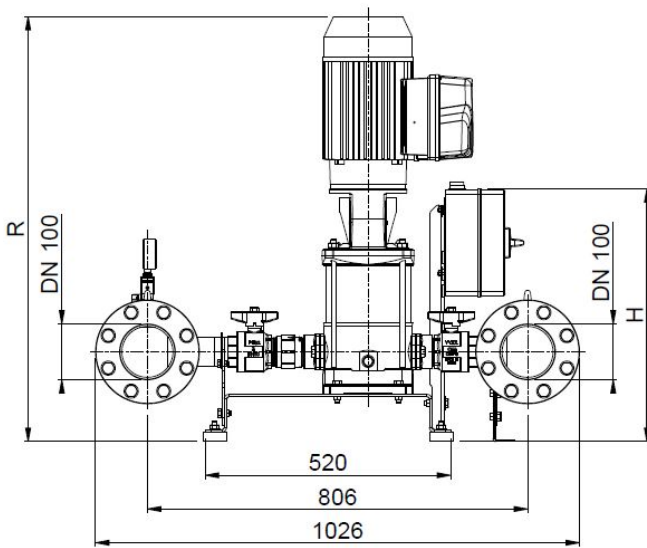


Dimensions

Booster set name

3GPE EVMS20 5N5/7,5 ESPT (UK)

Customer	Date 09.06.2024	Company
Contact	Item no.	Issued by
Phone	Project	Phone
E-mail	Project ID	E-mail



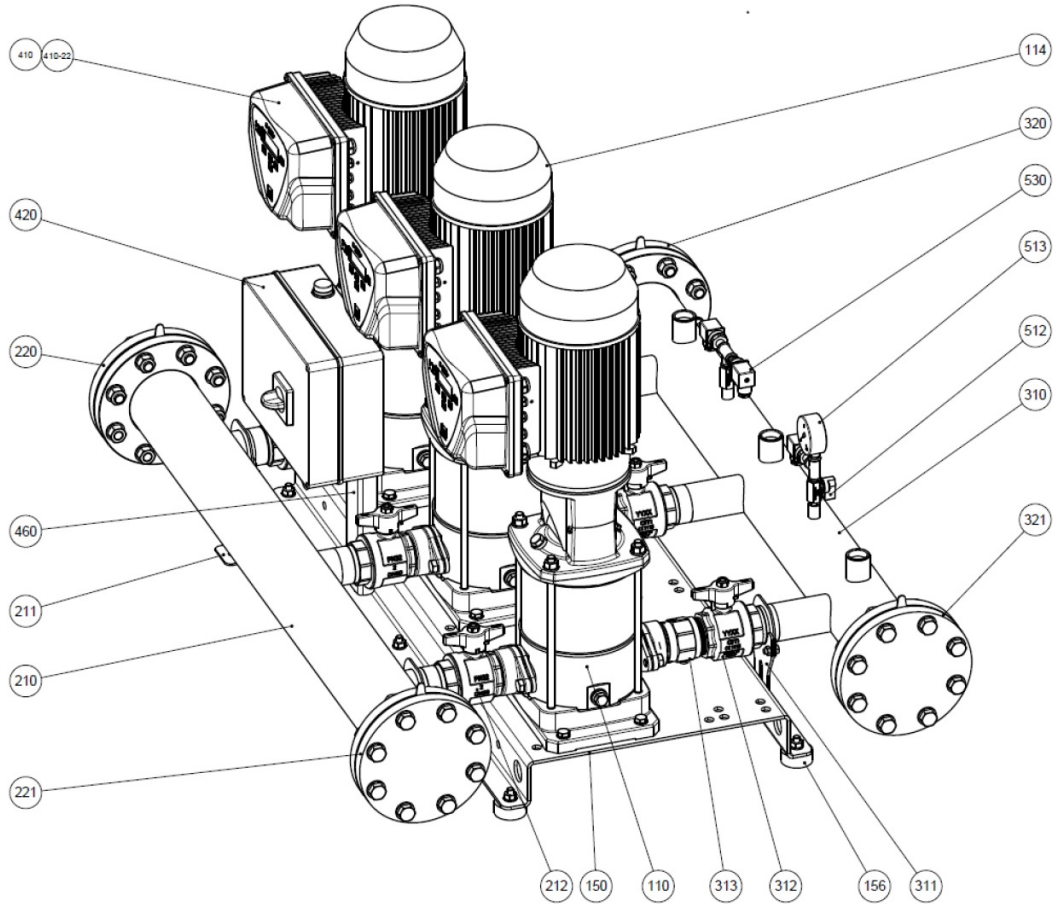
Dimensions in		mm						
1	H	535						
2	R	1133						
3	Weight kg	246						
4								
5								
6								
7								
8								
9								
10								
11								
12								
13								
14								
15								

(1/2) Construction

Booster set name

3GPE EVMS20 5N5/7,5 ESPT (UK)

Customer	Date 09.06.2024	Company
Contact	Item no.	Issued by
Phone	Project	Phone
E-mail	Project ID	E-mail

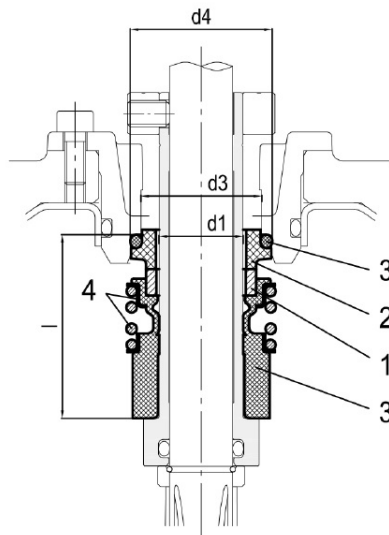


N°	PART NAME	MATERIAL	Quantity
110	Principal pump	-	3
114	Electric motor	-	3
150	Baseplate	Galvanized steel	1
156	Baseplate foot	SBR	6
210	Suction manifold	AISI 304	1
211	Manifold bracket	Galvanized steel	2
212	Ball valve	Brass / P.T.F.E.	3
220	Counterflange	AISI 304	1
221	Blind counterflange	AISI 304	1
310	Discharge manifold	AISI 304	1
311	Manifold bracket	Galvanized steel	2
312	Ball valve	Brass / P.T.F.E.	3
313	Check valve	Brass / NBR	3
320	Counterflange	AISI 304	1
321	Blind counterflange	AISI 304	1
410	E-SPD+	-	3
410-22	E-SPD+ adaptor	-	3
420	Protection panel	-	1
460	Protection panel frame	Galvanized steel	1
512	Ball valve	Brass / P.T.F.E.	2
513	Pressure gauge	Copper alloy / plastic	1
530	Pressure transmitter	-	3

(2/2) Construction

Booster set name
3GPE EVMS20 5N5/7,5 ESPT (UK)

Customer	Date 09.06.2024	Company
Contact	Item no.	Issued by
Phone	Project	Phone
E-mail	Project ID	E-mail



● : Standard

Pump model	Max operating pressure	Max operating temperature	Shaft seal type		Shaft seal material							Type key		
			Cartridge		1		2		3		4		5	
			Unbalanced	Balanced	Rotating Part	Code	Stationary Part	Code	Elastomers	Code	Compression spring		Collar	Code
up to 16 bar	- 30°C to + 120°C	●		SIC	(Q1)	Carbon	(B)	EPDM	(E)	AISI 316		(G)	Q1BEG	

Max operating pressure	d1	d2	d3	d4	l
	[mm]	[mm]	[mm]	[mm]	[mm]
16 bar	20	-	29	35	37.5