

Technical Data

Booster set name

3GPE EVMSG3 11N5/1,1 ESPT

Customer	Date	09.06.2024	Company
Contact	Item no.		Issued by
Phone	Project		Phone
E-mail	Project ID		E-mail

Requested data

1	Pump type	Booster Set	Fluid	Water
2	Number of pumps	3	Liquid temperature °C	20
3	Flow m³/h		Kin. viscosity cSt	1.005
4	Head m		Vapour pressure kPa	2.34
5	Geodetic head m		PH value	
6	Inlet pressure kPa	0	Density kg/m³	998.3
7	Available system NPSH	Ask our technical department.	Solids Weight %	0
8	Ambient temperature °C	20	Installation height m	100

Booster Set

9	Booster set name	3GPE EVMSG3 11N5/1,1 ESPT	Frequency Hz	50
10	Design	Booster Set		
11	Manufacturer	EBARA	Impeller Dia.	Max. mm 79
12	Speed rpm	2850		Designed mm 79
13	No. of Stage	11		Min. mm 79
14	Connection Suction side	UNI EN ISO 228 PN16	Flow	Operating m³/h
15	Connection Discharge side	UNI EN ISO 228 PN16		Max- m³/h 4.5
16	Max Working Pressure kPa	1600		Min- m³/h 1.2
17	Shut-off head kPa	767.07	Head	Operating m
18	Total weight kg	See the table of "Dimensions".		- (Qmax.) m 43.0
19	Shaft power kW			- (Qmin.) m 74.7
20			Max. Shaft Power at max. impeller kW	0.97
21	Required NPSH m		Efficiency %	

Materials

22	Frame	Galvanized steel	Shaft	AISI 304
23	Manifold	AISI 304	O-ring	EPDM
24	Check valve	Brass / NBR		
25	Ball / Butterfly valve	Brass / PTFE		
26	Impeller	AISI 304		
27	Casing	Cast iron		

Motor

28	Manufacturer	ETM	Insulation class	F
29	Type	TEFC_EVMS3 11/1.1_400_Three Phase	Phases	3~
30	Specific design	IE3 / 50 Hz / Pole pairs 1	Frame size	80
31	Rated power kW	1.1	Weight; motor kg	10
32	Number of poles	2	Electric voltage V	400
33	Speed rpm	2830	Electric current A	2.5
34	Degree of protection	IP 55		
35				

Remarks

Performance curve

Booster set name

3GPE EVMSG3 11N5/1,1 ESPT

Customer	Date	09.06.2024	Company
Contact	Item no.		Issued by
Phone	Project		Phone
E-mail	Project ID		E-mail

Requested data

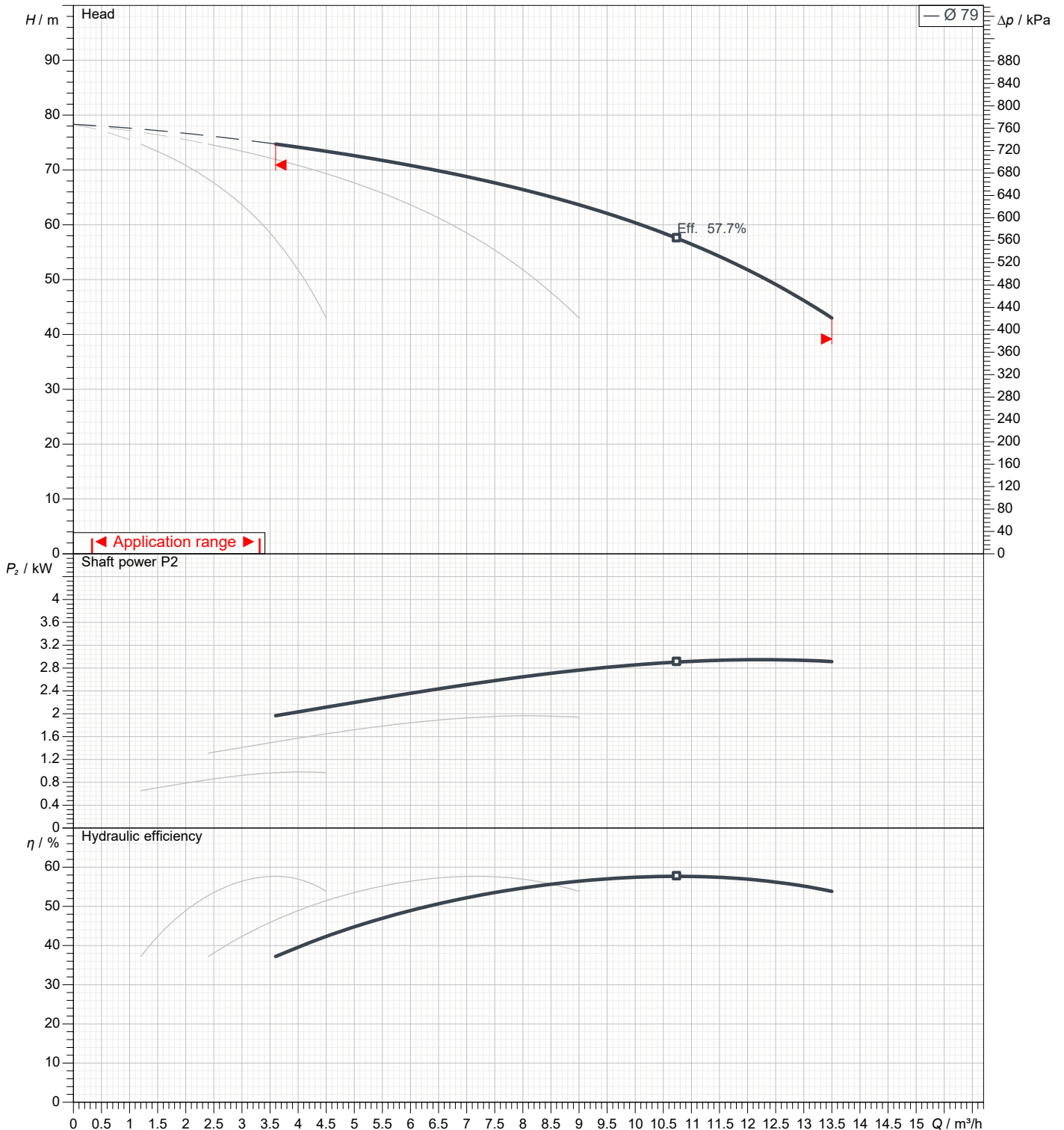
1	Flow	m³/h	
2	Head	m	
3	Geodetic head	m	

Booster set

Operating flow	m³/h		Frequency	Hz	50
Operating head	m		Number of poles		2
ImpellerDiameter Designed	mm	79	Speed	rpm	2850

Test standard: ISO 9906:2012 - Grade3B

Water; 20°C; 998.3kg/m³; 1cSt

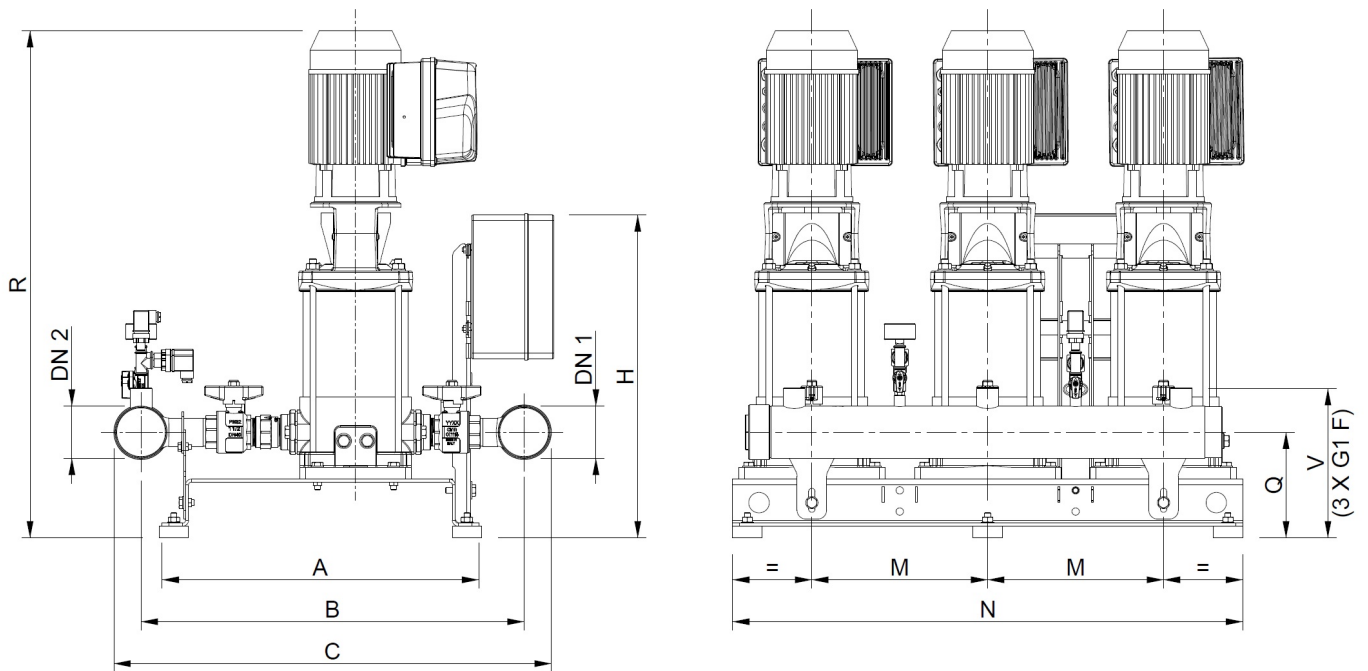


Dimensions

Booster set name

3GPE EVMSG3 11N5/1,1 ESPT

Customer	Date 09.06.2024	Company
Contact	Item no.	Issued by
Phone	Project	Phone
E-mail	Project ID	E-mail



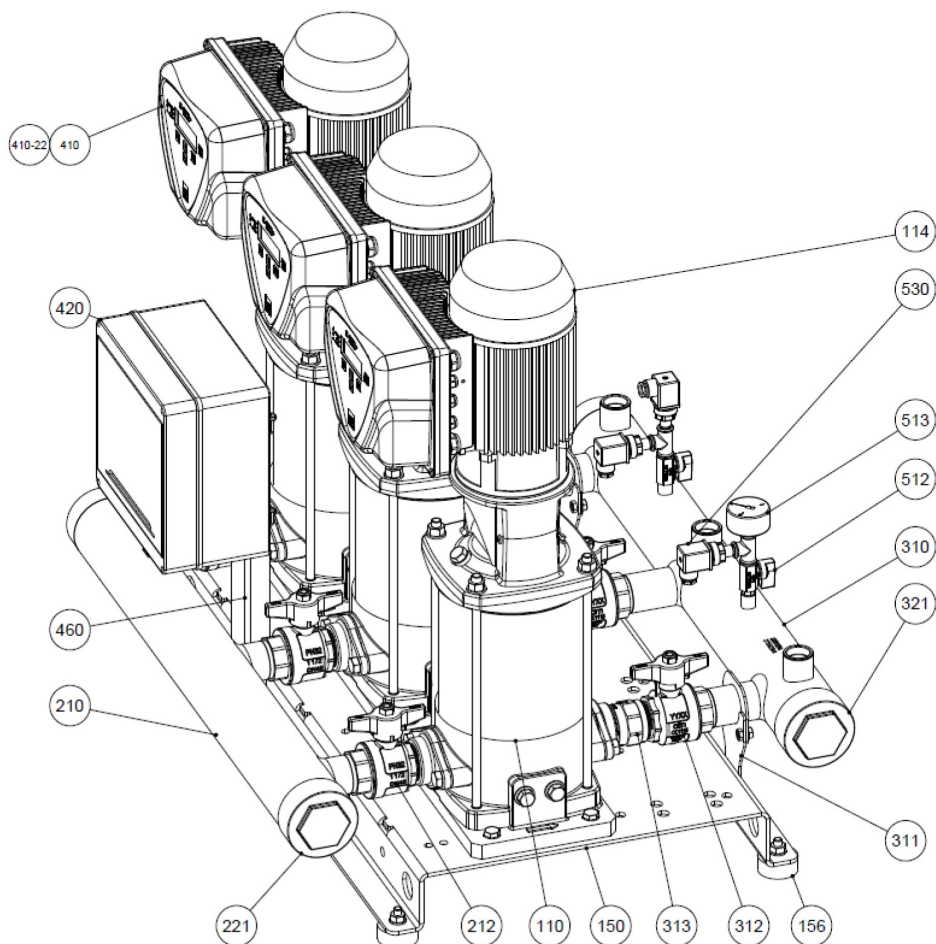
Dimensions in		mm						
1	A	380						
2	B	540						
3	C	605						
4	DN1	G2						
5	DN2	G2						
6	H	535						
7	M	300						
8	N	850						
9	Q	150						
10	R	793						
11	V	210						
12	Weight kg	80						
13								
14								
15								

(1/2) Construction

Booster set name

3GPE EVMSG3 11N5/1,1 ESPT

Customer	Date 09.06.2024	Company
Contact	Item no.	Issued by
Phone	Project	Phone
E-mail	Project ID	E-mail



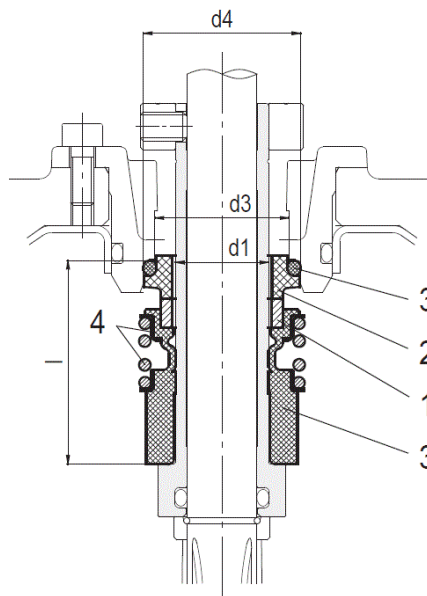
N°	PART NAME	MATERIAL	Quantity
110	Principal pump	-	3
114	Electric motor	-	3
150	Baseplate	Galvanized steel	1
156	Baseplate foot	SBR	6
210	Suction manifold	AISI 304	1
211	Manifold bracket	Galvanized steel	2
212	Ball valve	Brass / P.T.F.E.	3
221	Threaded female cap	AISI 304	1
310	Discharge manifold	AISI 304	1
311	Manifold bracket	Galvanized steel	2
312	Ball valve	Brass / P.T.F.E.	3
313	Check valve	Brass / NBR	3
321	Threaded female cap	AISI 304	1
410	E-SPD+	-	3
410-22	E-SPD+ adaptor	-	3
420	Protection panel	-	1
460	Protection panel frame	Galvanized steel	1
512	Ball valve	Brass / P.T.F.E.	2
513	Pressure gauge	Copper alloy / plastic	1
530	Pressure transmitter	-	3

(2/2) Construction

Booster set name

3GPE EVMSG3 11N5/1,1 ESPT

Customer	Date 09.06.2024	Company
Contact	Item no.	Issued by
Phone	Project	Phone
E-mail	Project ID	E-mail



up to 16 bar
Cartridge Unbalanced type

Type key	Availability	Max operating pressure	Max operating temperature	Shaft seal type		Shaft seal material									
				Cartridge		1		2		3		4		5	
				Type	Code	Rotating part	Code	Stationary part	Code	Elastomers	Code	Compression spring	Collar	Code	
Q1BEG	●	16 bar	- 30°C to + 120°C	Unbalanced	(-)	SiC	(Q1)	Carbon	(B)	EPDM	(E)	AISI 316		(G)	

Pump model	Shaft seal type		Max operating pressure	d1 [mm]	d2 [mm]	d3 [mm]	d4 [mm]	l [mm]
EVMS 1/3/5	Cartridge	Unbalanced	16 bar	16	-	23	27	35
		Balanced	25 bar		20			42.5
EVMS 10/15/20	Cartridge	Unbalanced	16 bar	20	-	29	35	37.5
		Balanced	25 bar		24			45