

Technical Data

Pump Name

3LM4 80-200/3.0

Customer	Date	09.06.2024	Company
Contact	Item no.		Issued by
Phone	Project		Phone
E-mail	Project ID		E-mail

Requested data

1	Pump type	CENTRIFUGAL PUMPS	Fluid	Water
2	Number of pumps / Reserve	1 / 0	Liquid temperature	°C
3	Flow	m³/h	Kin. viscosity	cSt
4	Head	m	Vapour pressure	kPa
5	Geodetic head	m	PH value	
6	Inlet pressure (pin)	kPa	Density	kg/m³
7	Available system NPSH		Solids	Weight %
8	Ambient temperature	°C		

Pump

9	Pump Name	3LM4 80-200/3.0	Frequency	Hz	50	
10	Design	CENTRIFUGAL PUMPS	Installation type		STANDARD	
11	Manufacturer	EBARA	Impeller Diameter	Max.	mm	
12	Speed	rpm		1400	Designed	mm
13	No. of Stage	1		Min.	mm	196
14	Connection	Suction side	DIN 2532	Flow	Operating	m³/h
15	Connection	Discharge side	DIN 2532		Max-	m³/h
16	Max Working Pressure	kPa	1000		Min-	m³/h
17	Shut-off head	kPa	121.41	Head	Operating	m
18	Total weight	kg	See the table of "Dimensions".		- (Qmax.)	m
19	Shaft power	kW			- (Qmin.)	m
20				Max. Shaft Power at max. impeller	kW	2.44
21	Required pump NPSH	m		Efficiency	%	

Materials

22	Impeller	AISI 316		
23	Casing	AISI 316		
24	Shaft	AISI 316L		
25				
26				
27				

Motor

28	Manufacturer	EPE Standard	Insulation class	F	
29	Type	TEFC_3LM480-200/3.0_230_Three Phase	Phases	3~	
30	Specific design	IE3 / 50 Hz / Pole pairs 2	Frame size	100	
31	Rated power	kW	3	Weight	kg
32	Number of poles	4	Electric voltage	V	230
33	Speed	rpm	1400	Electric current	A
34	Degree of protection	IP 55			
35					

Remarks

Performance Curve

Pump Name

3LM4 80-200/3.0

Customer	Date	09.06.2024	Company
Contact	Item no.		Issued by
Phone	Project		Phone
E-mail	Project ID		E-mail

Requested data

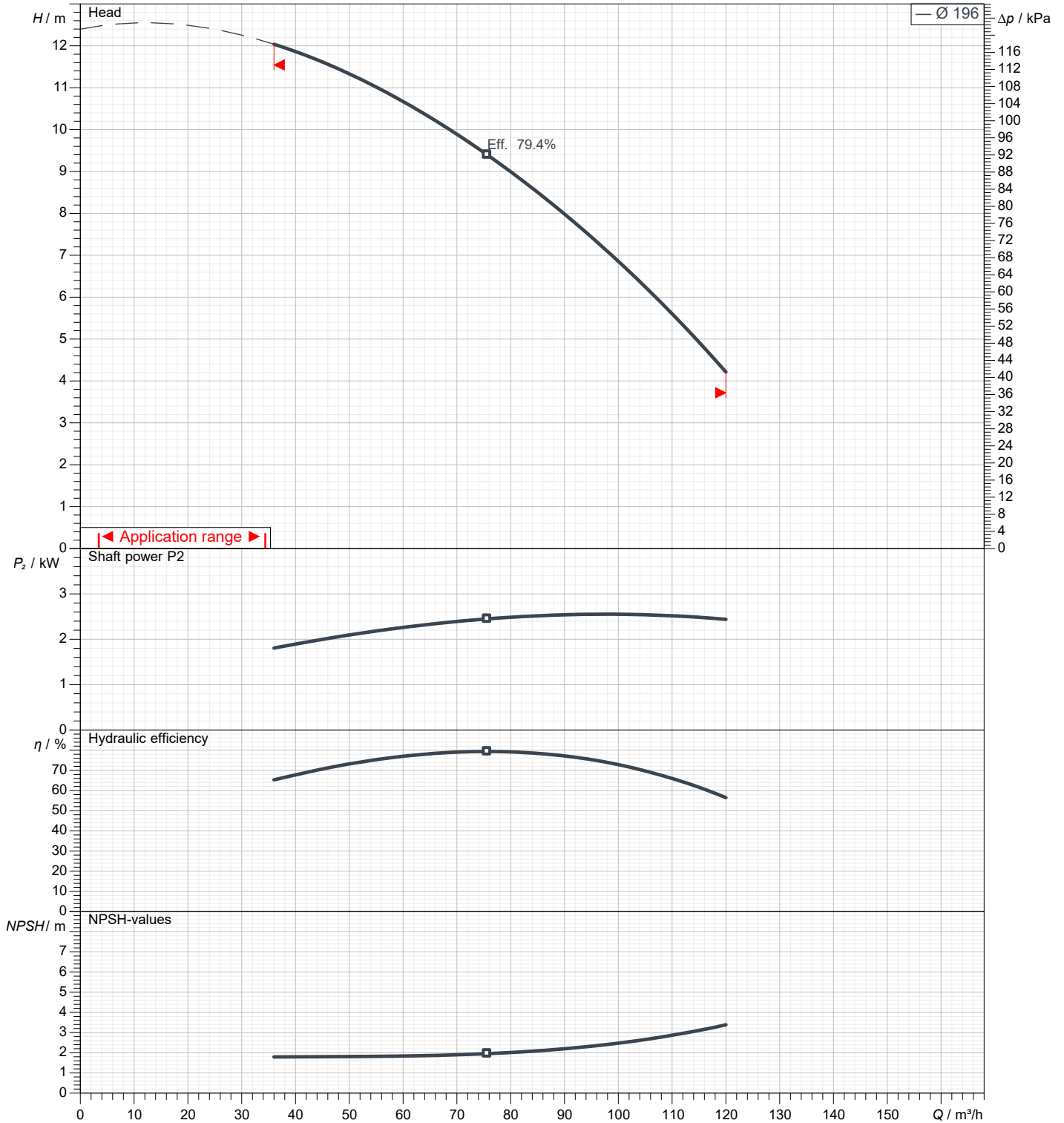
1	Flow	m³/h	
2	Head	m	
3	Geodetic head	m	

Pump

Operating flow	m³/h		Frequency	Hz	50
Operating head	m		Number of poles		4
Impeller diameter designed	mm	196	Speed	rpm	1400

Test standard: ISO 9906:2012 - Grade3B

Water; 20°C; 998.3kg/m³; 1cSt



Dimensions

Pump Name 3LM4 80-200/3.0

Customer	Date 09.06.2024	Company
Contact	Item no.	Issued by
Phone	Project	Phone
E-mail	Project ID	E-mail

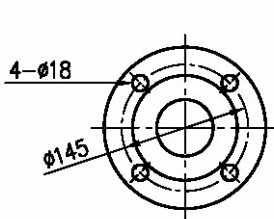
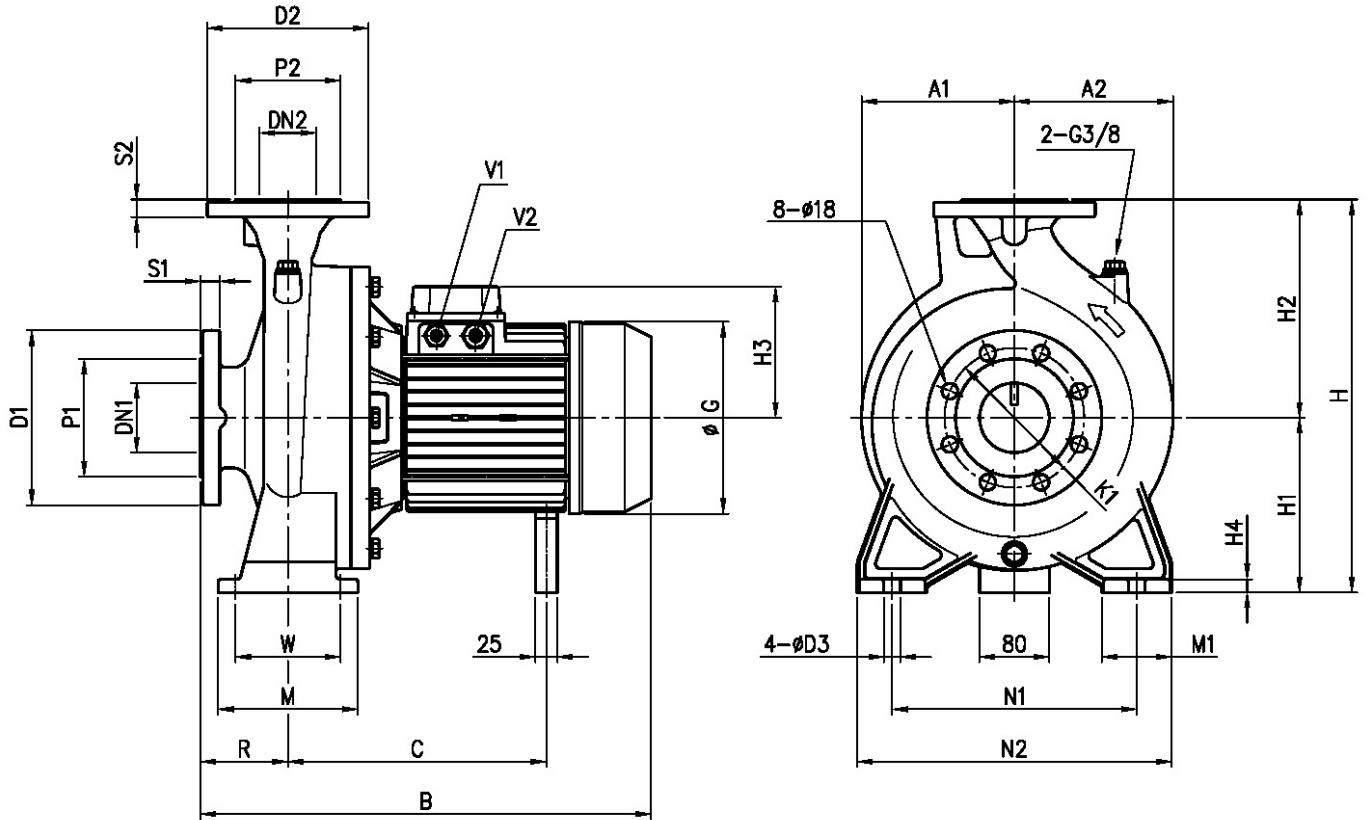


Fig. 1

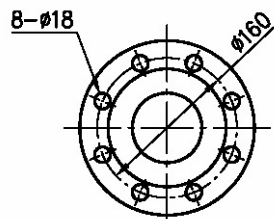


Fig. 2

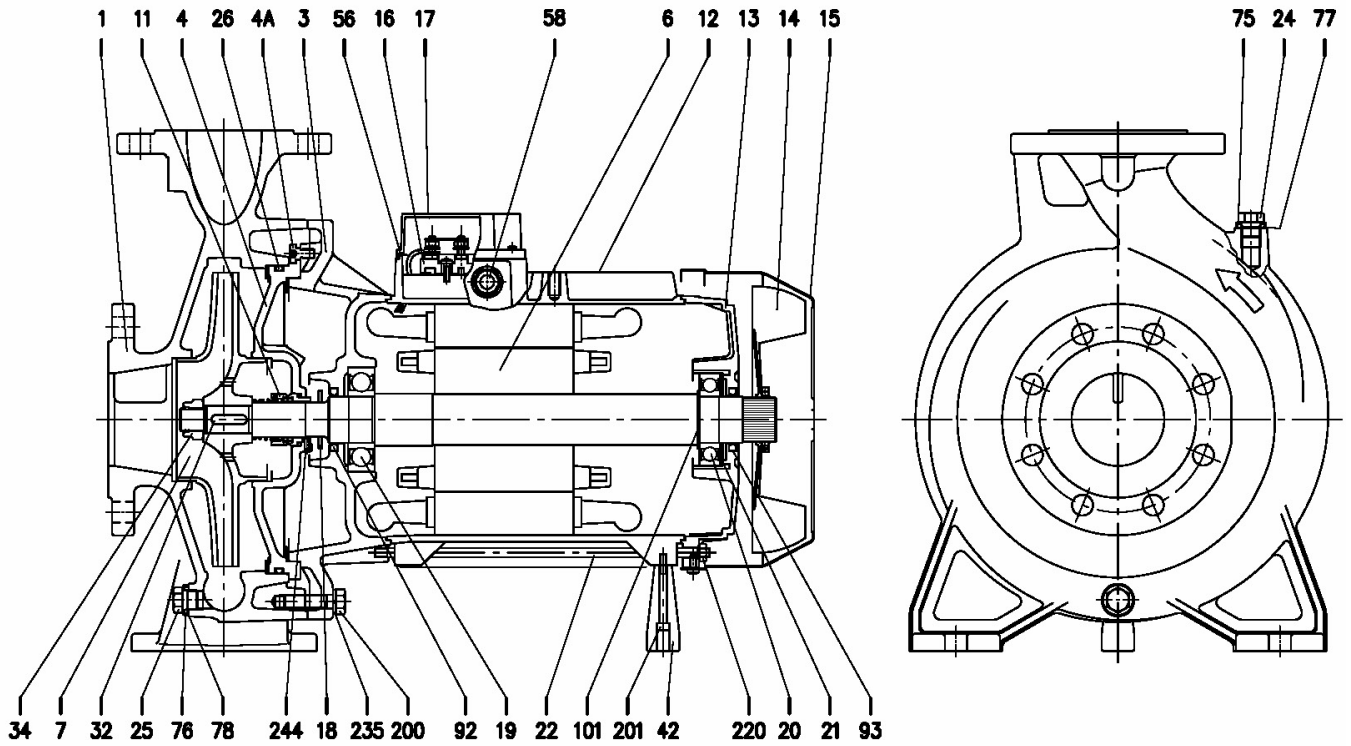
Dimensions in		mm		
1	A1	175	H2	250
2	A2	182	H3	141
3	B	561	H4	13
4	C	275	M	125
5	D3	15	M1	65
6	Dia D1	225	N1	280
7	Dia D2	200	N2	345
8	Dia DN1	100	R	125
9	Dia DN2	80 Fig. 2	S1	24
10	Dia K1	180	S2	22
11	Dia P1	155	V2	PG 16
12	Dia P2	135	W	95
13	G	193	Weight P&M	73 kg
14	H	430		
15	H1	180		

(1/3)

Construction

Pump Name 3LM4 80-200/3.0

Customer	Date 09.06.2024	Company
Contact	Item no.	Issued by
Phone	Project	Phone
E-mail	Project ID	E-mail



(2/3)**Construction****Pump Name 3LM4 80-200/3.0**

Customer	Date 09.06.2024	Company
Contact	Item no.	Issued by
Phone	Project	Phone
E-mail	Project ID	E-mail

N°	PART NAME	MATERIAL	DIMENSIONS	STANDARD	Q.TY	
1	Casing	EN 1.4401 (AISI 316)			1	
3	Motor bracket	Cast iron EN-GJL-200-EN 1561			1	
4	Casing cover	EN 1.4401 (AISI 316)			1	
4 A	Screw for casing cover	EN 1.4301 (AISI 304)			2	
6	Shaft with rotor	EN 1.4404(AISI 316L) -Part in contact with liquid			1	
7	Impeller	EN 1.4401 (AISI 316)			1	
11	Mechanical seal [2]	SiC/SiC/FPM			1	
12	Motor frame with stator	-			1	
13	Motor cover	Aluminium			1	
14	Fan	PA			1	
15	Fan cover	Fe P04 Galvanized			1	
16	Terminal	-			1	
17	Terminal box cover	Aluminium			1	
18	Splash ring	NBR	50x29.5x3	EPE DRAWING	1	
19	Bearing	-			1	
20	Bearing	-			1	
21	Adjusting ring	Steel C70			1	
22	Tie rod	Fe 42 Galvanized			4	
24	Plug	EN 1.4404 (AISI 316L)	G 3/8	EPE DRAWING	1	
25	Plug	EN 1.4404 (AISI 316L)	G 3/8	EPE DRAWING	1	
26	O ring	FPM [3]	227.96x5.34	OR 6895	1	
32	Key	EN 1.4404 (AISI 316L)	8x7x30	UNI 6604	1	
34	Impeller nut	Aluminium	M20x1.5	UNI 7474	1	
42	Foot	Aluminium		EPE DRAWING	1	
56	Box gasket	NBR			1	
58	Fasting nut	-			1	
75	Washer (plug)				1	
76	Washer (plug)	EN 1.4404 (AISI 316L)			1	
77	O-ring (plug)				1	
78	O-ring (plug)	FPM [3]			1	
92	O ring	3 - 4 kW 5.5 kW	30x47x7 40x55x7	DIN 3760 without spring	1	
93	O ring	3 kW 4 kW 5.5 kW	25x40x7 30x47x7 40x55x7	DIN 3760 without spring	1	
101	Snap ring (only 5.5 kW)	Carbon tool steels TC 80	Ø 40	UNI 7435	1	
200	Screw	Stainless steel A2-70 class ISO 3506/1	M 12x45	UNI 5739	10	
201	Screw	for 80-200/4 kW for 80-200/3 kW for the other versions	Stainless steel A2-70 class ISO 3506/1	M 6x12 M 6x45 M 6x60	UNI 5739	1
220	Nut for tie rod (only 5.5 kW)	Galvanized steel	M8		4	
235	Washer	EN 1.4301(AISI 304)	13	UNI 8842	10	
244	Pin [1]	EN 1.4301(AISI 304)	4x12		1	

[1] Not for H, HW, HSW and E options

[2] Special version: see CONSTRUCTION 3

[3] FPM for H-HW-HSW version

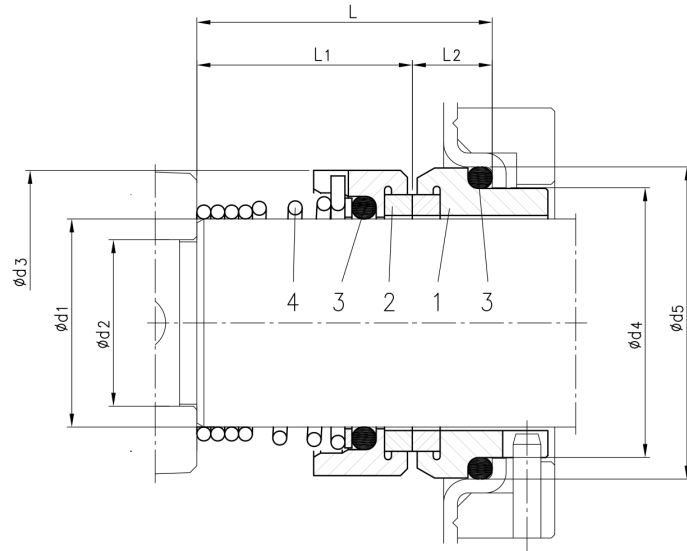
EPDM for E version, Q1AEGG, Q1Q1EGG, Q1U3EGG, U3CEGG

(3/3)

Construction

Pump Name 3LM4 80-200/3.0

Customer	Date 09.06.2024	Company
Contact	Item no.	Issued by
Phone	Project	Phone
E-mail	Project ID	E-mail



Version	Pump type	Dimensions									Material			
		d1	d2	d3	d4	d5	L	L1	L2	1 Stationary seal ring	2 Rotary seal ring	3 Rubber	4 Frame + spring	
L ø30	65-250 80-200/250	30	24	44	39	45	42.5	31	11.5	SiC	SiC	FPM	EN 1.4571 (AISI 316Ti)	