

Technical Data

Pump Name

3LM80-160/13

Customer	Date	09.06.2024	Company
Contact	Item no.		Issued by
Phone	Project		Phone
E-mail	Project ID		E-mail

Requested data

1	Pump type	CENTRIFUGAL PUMPS	Fluid	Water
2	Number of pumps / Reserve	1 / 0	Liquid temperature	°C 20
3	Flow m³/h		Kin. viscosity	cSt 1.005
4	Head m		Vapour pressure	kPa 2.34
5	Geodetic head m		PH value	
6	Inlet pressure (pin) kPa	0	Density	kg/m³ 998.3
7	Available system NPSH		Solids	Weight % 0
8	Ambient temperature °C	20		

Pump

9	Pump Name	3LM80-160/13	Frequency	Hz 50
10	Design	CENTRIFUGAL PUMPS	Installation type	STANDARD
11	Manufacturer	EBARA	Impeller Diameter	Max. mm 160
12	Speed rpm	2900		Designed mm 160
13	No. of Stage	1		Min. mm 160
14	Connection Suction side	DIN 2532	Flow	Operating m³/h
15	Connection Discharge side	DIN 2532		Max- m³/h 216
16	Max Working Pressure kPa	1000		Min- m³/h 78
17	Shut-off head kPa	313.77	Head	Operating m
18	Total weight kg	See the table of "Dimensions".		- (Qmax.) m 14.4
19	Shaft power kW			- (Qmin.) m 30.3
20			Max. Shaft Power at max. impeller	kW 12.81
21	Required pump NPSH m		Efficiency	%

Materials

22	Impeller	AISI 316	
23	Casing	AISI 316L	
24	Shaft	AISI 316L	
25			
26			
27			

Motor

28	Manufacturer	EPE Standard	Insulation class	F
29	Type	TEFC_3LM80-160/13_400_Three Phase	Phases	3~
30	Specific design	IE2 / 50 Hz / Pole pairs 1	Frame size	
31	Rated power kW	13	Weight	kg
32	Number of poles	2	Electric voltage	V 400
33	Speed rpm	2900	Electric current	A 30
34	Degree of protection	IP 55		
35				

Remarks

Performance Curve

Pump Name

3LM80-160/13

Customer	Date 09.06.2024	Company
Contact	Item no.	Issued by
Phone	Project	Phone
E-mail	Project ID	E-mail

Requested data

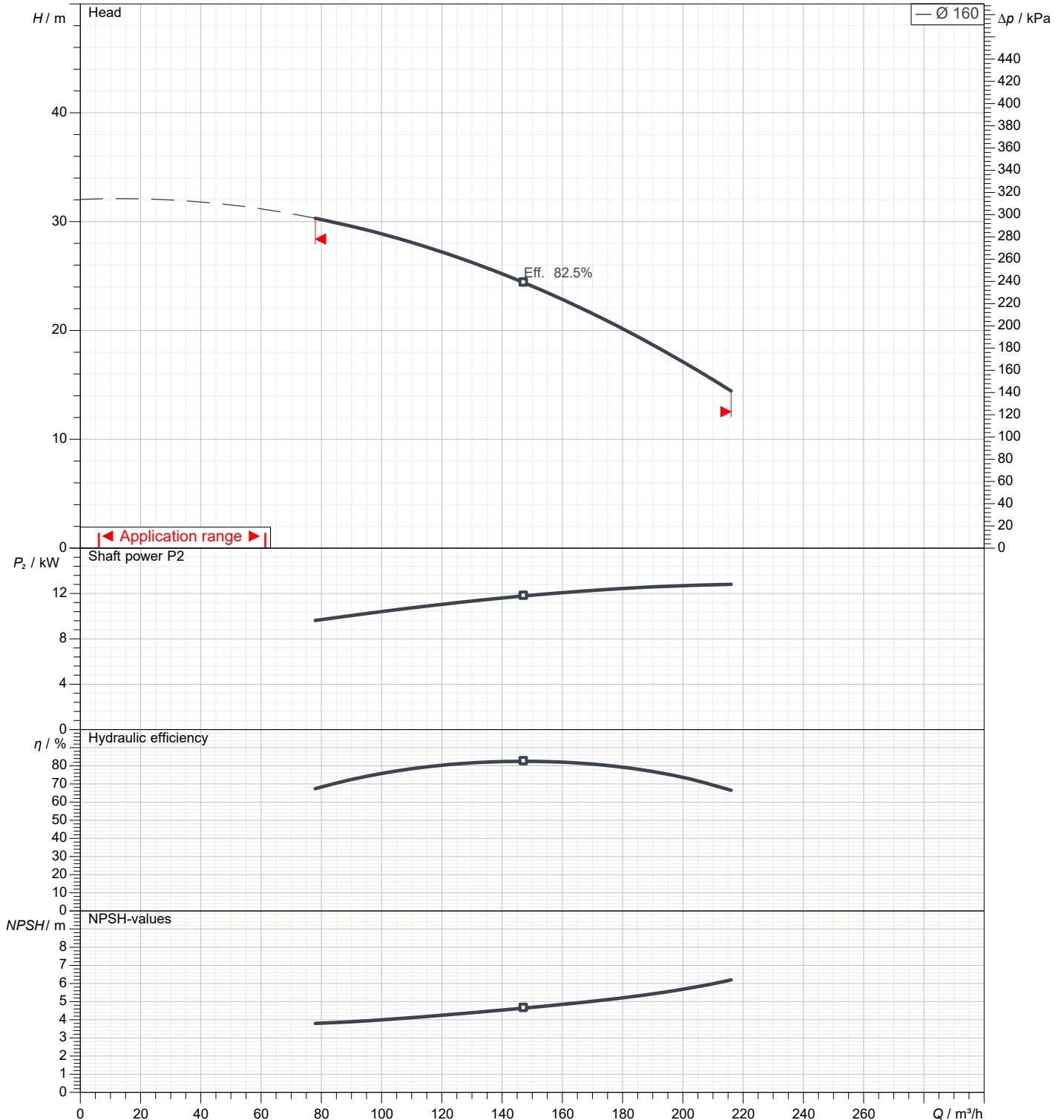
1	Flow	m³/h	
2	Head	m	
3	Geodetic head	m	

Pump

Operating flow	m³/h	Frequency	Hz	50	
Operating head	m	Number of poles		2	
Impeller diameter designed	mm	160	Speed	rpm	2900

Test standard: ISO 9906:2012 - Grade3B

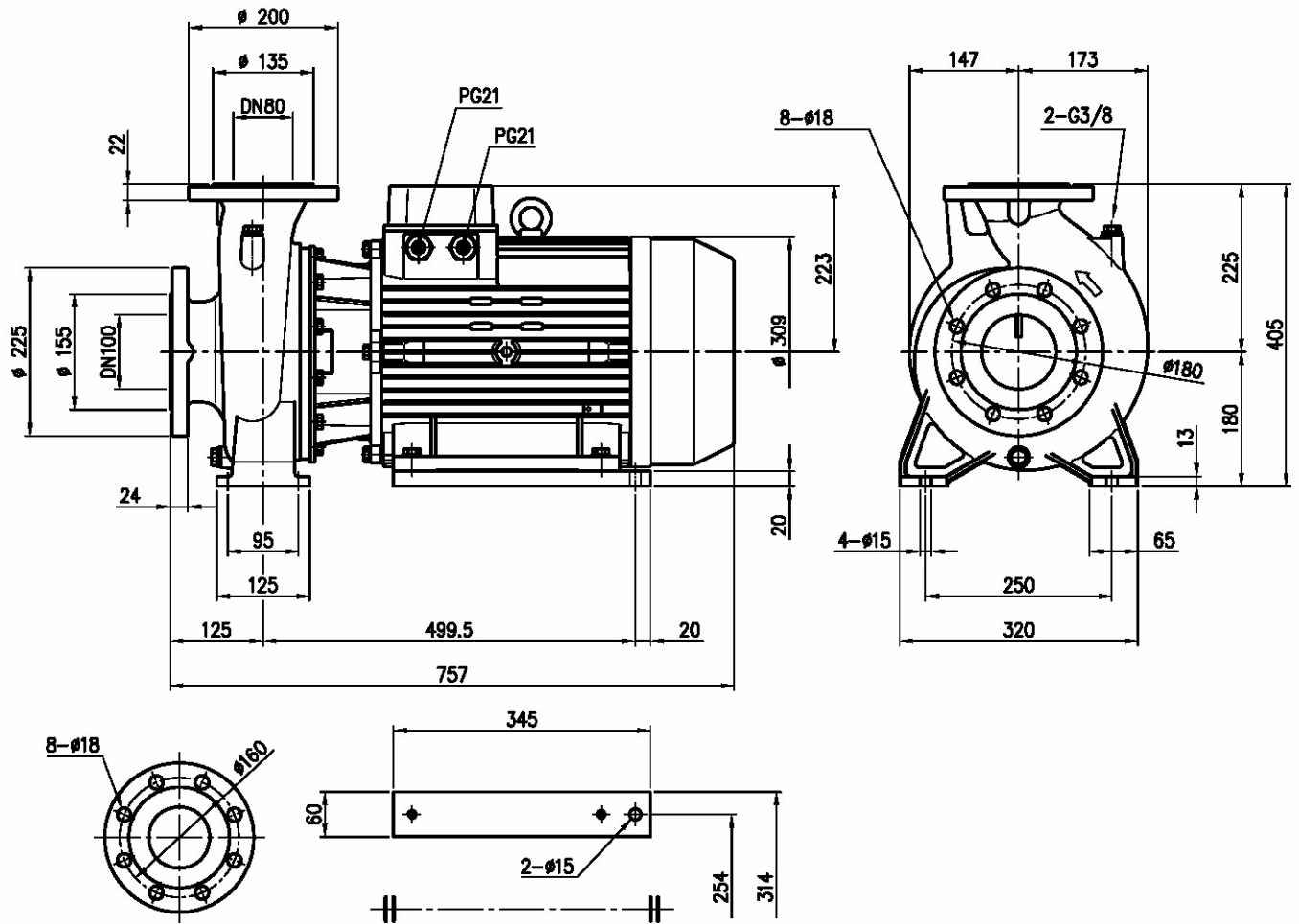
Water; 20°C; 998.3kg/m³; 1cSt



Dimensions

Pump Name 3LM80-160/13

Customer	Date 09.06.2024	Company
Contact	Item no.	Issued by
Phone	Project	Phone
E-mail	Project ID	E-mail



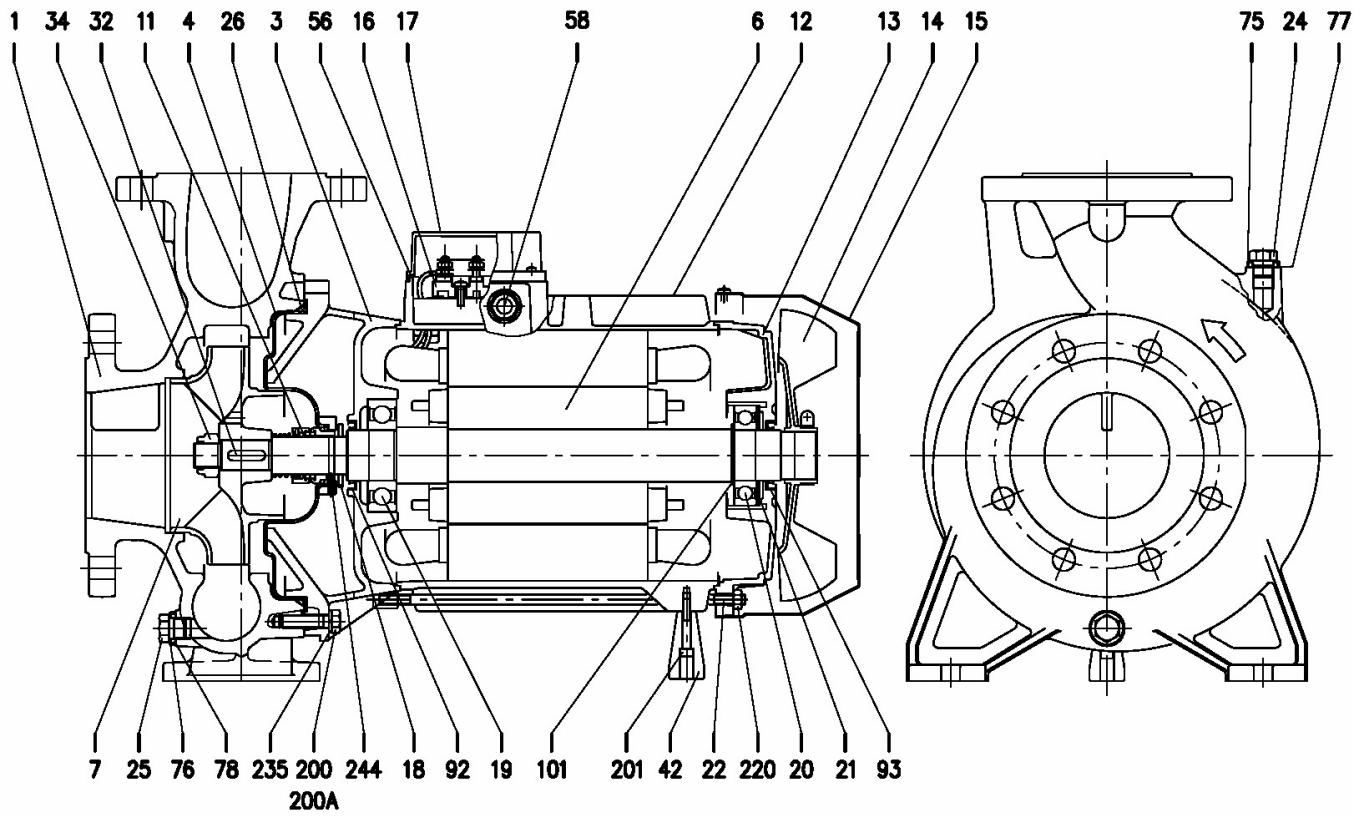
Dimensions in mm							
1	Weight kg	127					
2							
3							
4							
5							
6							
7							
8							
9							
10							
11							
12							
13							
14							
15							

(1/3)

Construction

Pump Name 3LM80-160/13

Customer	Date 09.06.2024	Company
Contact	Item no.	Issued by
Phone	Project	Phone
E-mail	Project ID	E-mail



(2/3)**Construction****Pump Name 3LM80-160/13**

Customer	Date 09.06.2024	Company
Contact	Item no.	Issued by
Phone	Project	Phone
E-mail	Project ID	E-mail

N°	PART NAME	MATERIAL	DIMENSIONS	STANDARD	Q.TY
001	Casing	EN 1.4401 (AISI 316)			1
003	Motor bracket	Cast iron EN-GJL-200-EN 1561			1
004	Casing cover	EN 1.4404 (AISI 316L)			1
006	Shaft with rotor	EN 1.4404(AISI 316L) - Wet extension			1
007	Impeller	EN 1.4401 (AISI 316)			1
011	Mechanical seal [5]	SiC/SiC/FPM			1
012	Motor frame with stator	-			1
013	Motor cover	Aluminium			1
014	Fan	PA			1
015	Fan cover	Fe P04 Galvanized			1
016	Terminal	-			1
017	Terminal box cover	Aluminium			1
018	Splash ring	NBR	50x29.5x3	EPE DRAWNG	1
019	Bearing	-			1
020	Bearing	-			1
021	Adjusting ring	Steel C70			1
022	Screw	Galvanized Steel 8.8 strenght class ISO 898/1		EPE DRAWNG	4
024	Plug	EN 1.4404 (AISI 316L)	G 3/8	EPE DRAWNG	1
025	Plug	EN 1.4404 (AISI 316L)	G 3/8	EPE DRAWNG	1
026	"O" ring	FPM	227.96x5.34	OR 6895	1
032	Key	EN 1.4404 (AISI 316L)	8x7x30	UNI 6604	1
034	Impeller nut	Aluminium	M20x1.5	UNI 7474	1
042	Foot	Aluminium		EPE DRAWNG	[1]
056	Box gasket	NBR			1
058	Fasting nut	-			[2]
075	Washer (plug)	EN 1.4404 (AISI 316L)			1
076	Washer (plug)				1
077	O-ring (plug)				1
078	O-ring (plug)	FPM [4]			1
092	Lip seal 11 - 13 kW	-	40x55x7	DIN 3760	1
	15 - 18.5 kW		45x60x7	without spring	1
093	Lip seal 11 - 13 kW	-	40x55x7	DIN 3760	1
	15 - 18.5 kW		45x60x7	without spring	1
101	Snap ring (only 11 - 13 kW)	Carbon tool steels TC 80	Ø 40	UNI 7435	1
200	Screw		M 10x35		10
200A	Screw	Stainless steel A2-70 class ISO 3506/1	M 10x30	UNI 5739	2
201	Screw 11 - 13 kW		M 6x40		1
	15 - 18.5 kW	Stainless steel A2-70 class ISO 3506/1	M 12x40	UNI 5739	4
206	Screw for bracket (only 15 - 18.5 kW)	Galvanized steel 8.8 strenght class ISO 898/1	M 10x40	UNI 5739	4
220	Nut for tie rod (only 11 - 13 kW)	Galvanized steel	M 10		4
230	Washer 11 - 13 kW	-	-	-	-
	15 - 18.5 kW	Galvanized steel	13x24x2.5	UNI 6592	4
235	Washer	EN 1.4301(AISI 304)	10.5	UNI 6592	12
244	Pin [3]	EN 1.4301(AISI 304)	4x15		1

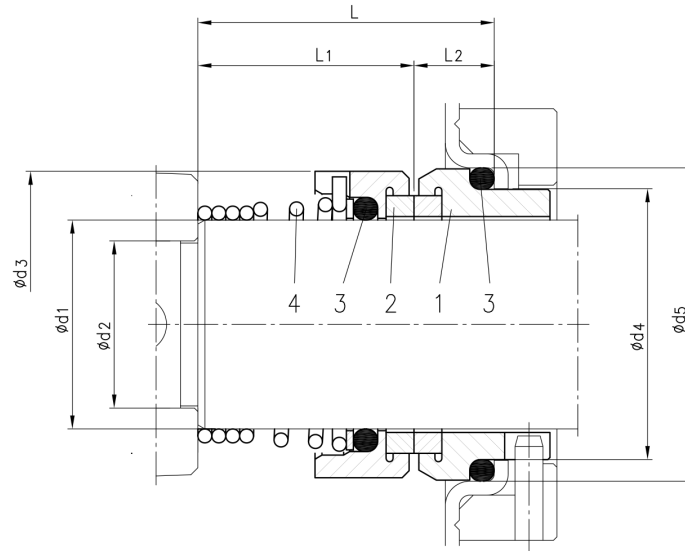
- [1] Quantity =1 for version 80-160/11 and 80-160/13
Quantity =2 for version 80-160/15 and 80-160/18.5
- [2] Quantity =1 for version 80-160/11 and 80-160/13
Quantity =2 for version 80-160/15 and 80-160/18.5
- [3] Not for H and E version
- [4] EPDM for E version
- [5] Special version: see CONSTRUCTION 3

(3/3)

Construction

Pump Name 3LM80-160/13

Customer	Date 09.06.2024	Company
Contact	Item no.	Issued by
Phone	Project	Phone
E-mail	Project ID	E-mail



Version	Pump type	Dimensions								Material			
		d1	d2	d3	d4	d5	L	L1	L2	1 Stationary seal ring	2 Rotary seal ring	3 Rubber	4 Frame + spring
L $\phi 30$	65-160/15 65-200/250 80-160/200	30	24	44	39	45	42.5	31	11.5	SiC	SiC	FPM	EN 1.4571 (AISI 316Ti)
L $\phi 35$	80-250	35	29	49	44	50	42.5	31	11.5				