

Technical Data

Pump Name

3LMZ 65-200/22

Customer	Date	09.06.2024	Company
Contact	Item no.		Issued by
Phone	Project		Phone
E-mail	Project ID		E-mail

Requested data

1	Pump type	CENTRIFUGAL PUMPS	Fluid	Water
2	Number of pumps / Reserve	1 / 0	Liquid temperature	°C 20
3	Flow m³/h		Kin. viscosity	cSt 1.005
4	Head m		Vapour pressure	kPa 2.34
5	Geodetic head m		PH value	
6	Inlet pressure (pin) kPa	0	Density	kg/m³ 998.3
7	Available system NPSH		Solids	Weight % 0
8	Ambient temperature °C	20		

Pump

9	Pump Name	3LMZ 65-200/22	Frequency	Hz 50
10	Design	CENTRIFUGAL PUMPS	Installation type	STANDARD
11	Manufacturer	EBARA	Impeller Diameter	Max. mm 212
12	Speed rpm	2900		Designed mm 212
13	No. of Stage	1		Min. mm 212
14	Connection Suction side	DIN 2532	Flow	Operating m³/h
15	Connection Discharge side	DIN 2532		Max- m³/h 138
16	Max Working Pressure kPa	1000		Min- m³/h 42
17	Shut-off head kPa	656.10	Head	Operating m
18	Total weight kg	See the table of "Dimensions".		- (Qmax.) m 45.1
19	Shaft power kW			- (Qmin.) m 65.5
20			Max. Shaft Power at max. impeller	kW 21.91
21	Required pump NPSH m		Efficiency	%

Materials

22	Impeller	CF8M	
23	Casing	AISI 316L	
24	Shaft	AISI 316L	
25			
26			
27			

Motor

28	Manufacturer	EPE Standard	Insulation class	F
29	Type	TEFC_3M65-200/22_400_Three Phase	Phases	3~
30	Specific design	IE3 / 50 Hz / Pole pairs 1	Frame size	
31	Rated power kW	22	Weight	kg
32	Number of poles	2	Electric voltage	V 400
33	Speed rpm	2900	Electric current	A 39.7
34	Degree of protection	IP 55		
35				

Remarks

Performance Curve

Pump Name

3LMZ 65-200/22

Customer	Date	09.06.2024	Company
Contact	Item no.		Issued by
Phone	Project		Phone
E-mail	Project ID		E-mail

Requested data

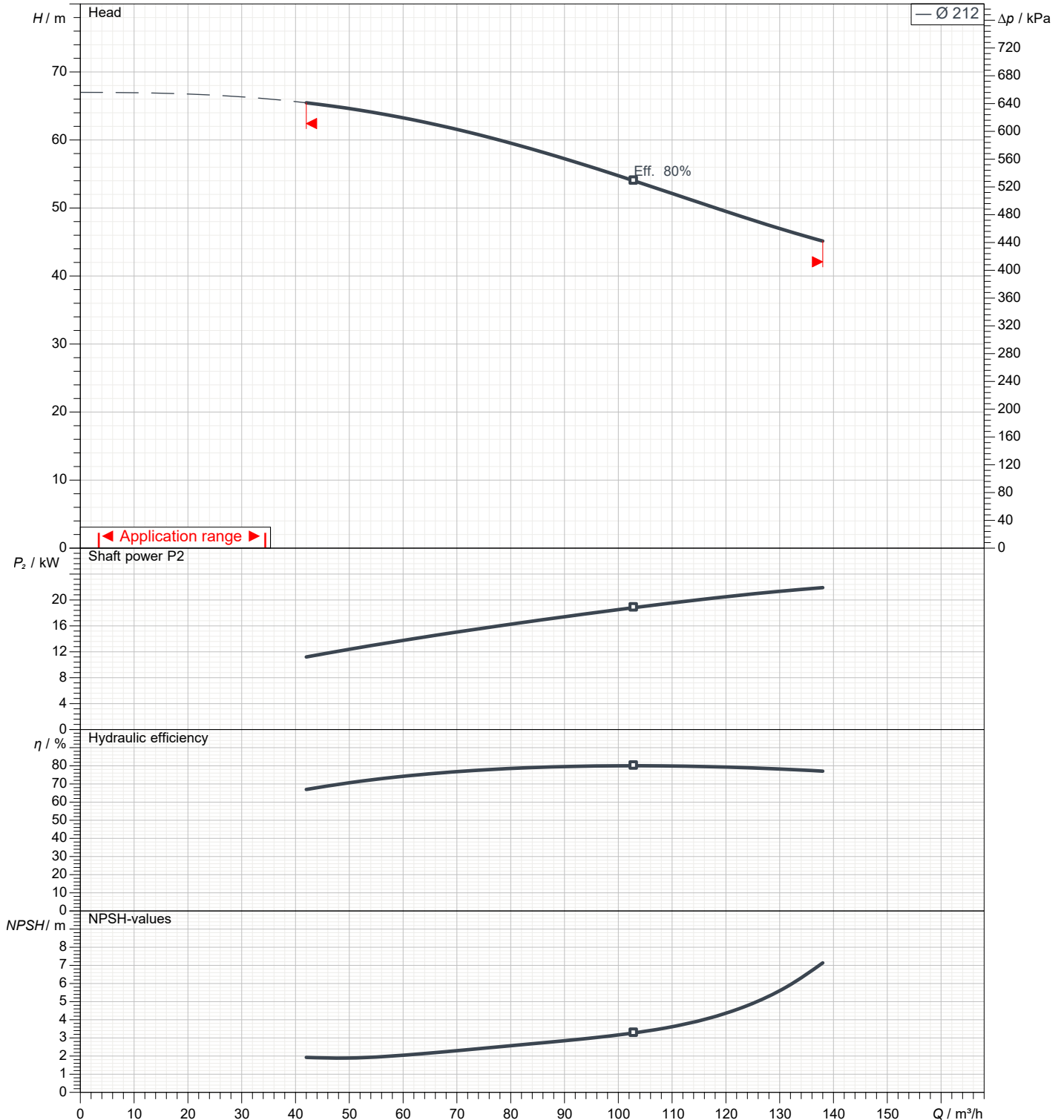
1	Flow	m³/h	
2	Head	m	
3	Geodetic head	m	

Pump

Operating flow	m³/h		Frequency	Hz	50
Operating head	m		Number of poles		2
Impeller diameter designed	mm	212	Speed	rpm	2900

Test standard: ISO 9906:2012 - Grade3B

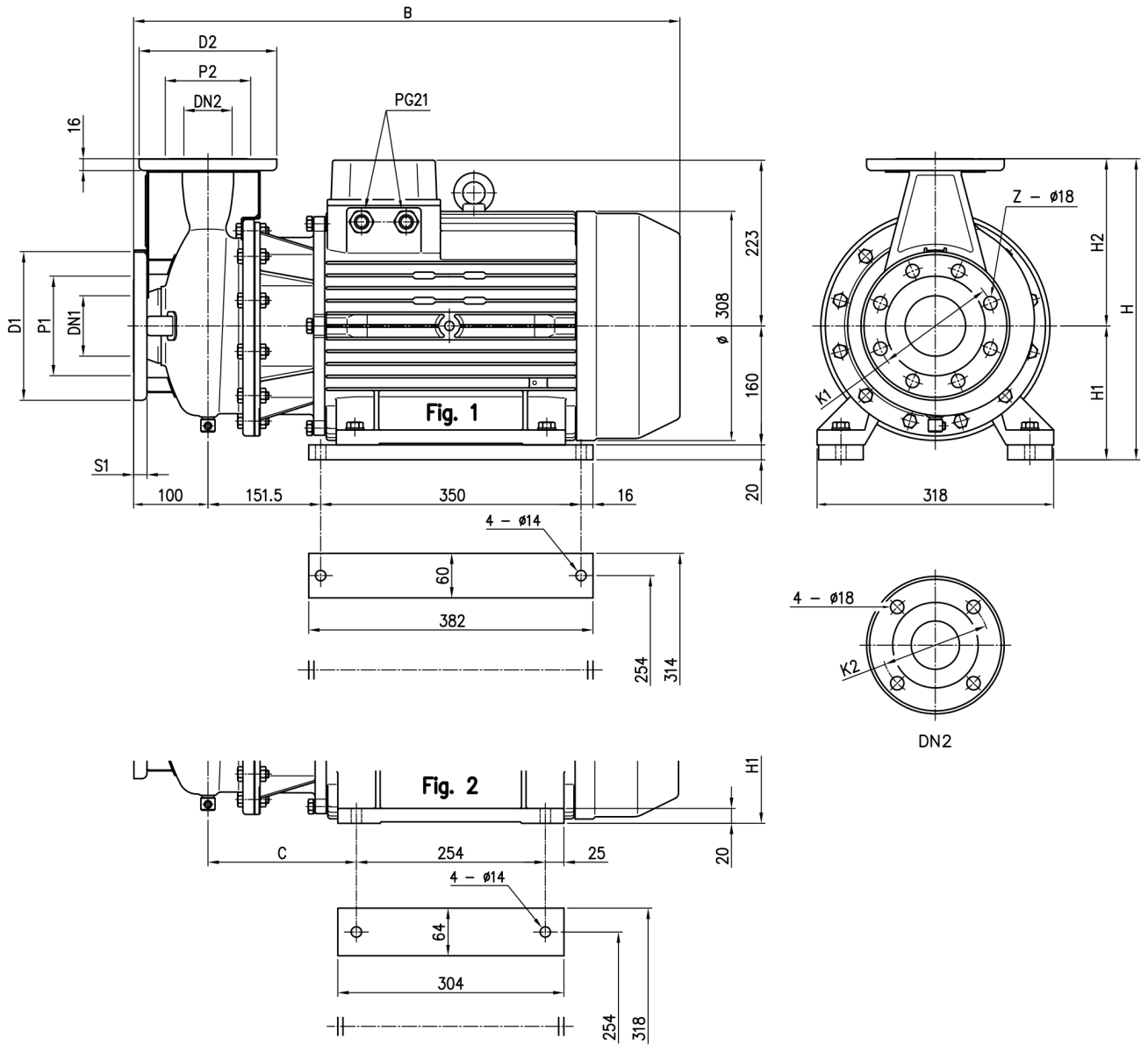
Water; 20°C; 998.3kg/m³; 1cSt



Dimensions

Pump Name 3LMZ 65-200/22

Customer	Date 09.06.2024	Company
Contact	Item no.	Issued by
Phone	Project	Phone
E-mail	Project ID	E-mail



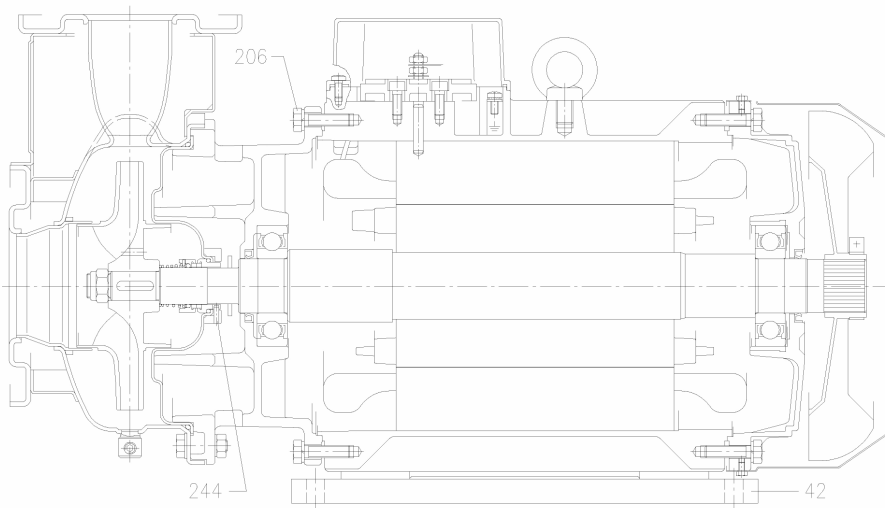
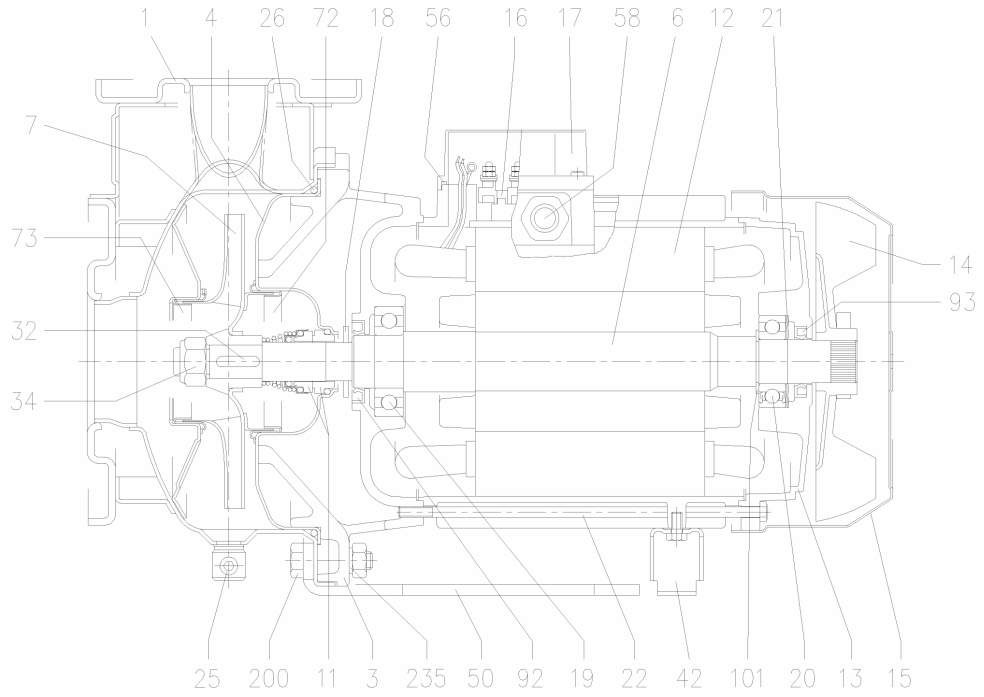
Dimensions in		mm					
1	B	731					
2	Dia D1	200					
3	Dia D2	185					
4	Dia DN1	80					
5	Dia DN2	65					
6	Dia K1	160					
7	Dia K2	145					
8	Dia P1	134					
9	Dia P2	115					
10	H	405					
11	H1	180					
12	H2	225					
13	S1	18					
14	Weight P&M	[136].1 kg					
15	Z	8					

(1/3)

Construction

Pump Name 3LMZ 65-200/22

Customer	Date 09.06.2024	Company
Contact	Item no.	Issued by
Phone	Project	Phone
E-mail	Project ID	E-mail



(2/3)

Construction

Pump Name 3LMZ 65-200/22

Customer	Date 09.06.2024	Company
Contact	Item no.	Issued by
Phone	Project	Phone
E-mail	Project ID	E-mail

N°	PART NAME	MATERIAL	DIMENSIONS	STANDARD	Q.TY	
1	Casing	EN 1.4404 (AISI 316L)			1	
3	Motor bracket	[8]			1	
4	Casing cover	EN 1.4404 (AISI 316L)			1	
6	Shaft with rotor-Part in contact with liquid	EN 1.4404 (AISI 316L)			1	
7	Impeller	EN 1.4404 (AISI 316L) [9]			1	
11	Mechanical seal	SiC/SiC/FPM	[7]		1	
12	Motor frame with stator	-			1	
13	Motor cover	Aluminium			1	
14	Fan	PA			1	
15	Fan cover	Fe P04 Galvanized			1	
16	Terminal	-			1	
17	Terminal box cover	Aluminium			1	
18	Splash ring	Up to 11 kW 15 kW and above	/	EBARA DRAWING	1	
			40x21.5x3 50x29.5x3			
19	Bearing	-			1	
20	Bearing	-			1	
21	Adjusting ring	Steel C70			1	
22	Tie rod	Up to 3 kW For 4 - 5.5 - 7.5 kW 9.2 e 11kW	Fe 42 Galvanized	M5 M6 M8	EBARA DRAWING	4
	Screw	15 kW and above	Galvanized Steel 8.8	M10x40	UNI 5739	
25	Draing plug		AISI 316 / PTFE	R 1/8" L=8	DIN 906	1
26	"O" ring	32-125, 40-125 32-160, 40-160, 50-125, 65-160 32-200, 40-200, 50-160, 50-200, 65-160, 65-200	FPM	158.11x5.34 183.52x5.34 227.96x5.34	OR 6625 OR 6720 OR 6895	1
32	Key	Up to 11 kW 15 kW and above	EN 1.4401 (AISI 316)	A 6x6x25 A 8x7x30	UNI 6604	1
34	Impeller nut	Up to 11kW 50-200/15 15 kW and above	EN 1.4404 (AISI 316L)	M16x1.5 M18x1.5 M20x1.5	UNI 7474	1
42	Foot		Al / Galvanized steel		EBARA DRAWING	[1]
50	Casing foot (only from 1.1 kW to 11 kW)		Galvanized steel			1
56	Box gasket		NBR			1
58	Fasting nut		-			[2]
72	Casing ring	[3]	EN 1.4404 (AISI 316L)			1
73	Casing ring		EN 1.4404 (AISI 316L)			1
92	Lip seal	Up to 3kW From 4 to 7.5 kW From 9.2 kW to 11 kW From 15 kW to 22 kW	-	25x40x7 30x47x7 40x55x7 45x60x7	DIN 3760 without spring	1
93	Lip seal	Up to 4 kW From 5.5 kW to 7.5 kW From 9.2 kW to 11 kW From 15 kW to 22 kW	-	25x40x7 30x47x7 40x55x7 45x60x7	DIN 3760 without spring	1
101	Snap ring (only 9.2 and 11kW)		Carbon tool steels TC 80	Ø 40	UNI 7435	1
200	Screw	32-125, 40-125 40-160, 40-200, 50-125, 50-160, 50-200, 65-125, 65-160, 65-200	Stainless steel A2 70 class ISO 3506/1	M8 M10	UNI 5739	8 [4]
235	Washer	32-125, 40-125 40-160, 40-200, 50-125, 50-160, 50-200, 65-125, 65-160, 65-201	EN 1.4301 (AISI 304)	8.4x17 10.5x21	UNI 6592	8 [4]
206	Screw for bracket	[5]	Galvanized Steel 8.8	M 10x40	UNI 5739	4+4
244	Pin	[6]	EN 1.4301 (AISI 304)	4x15		1

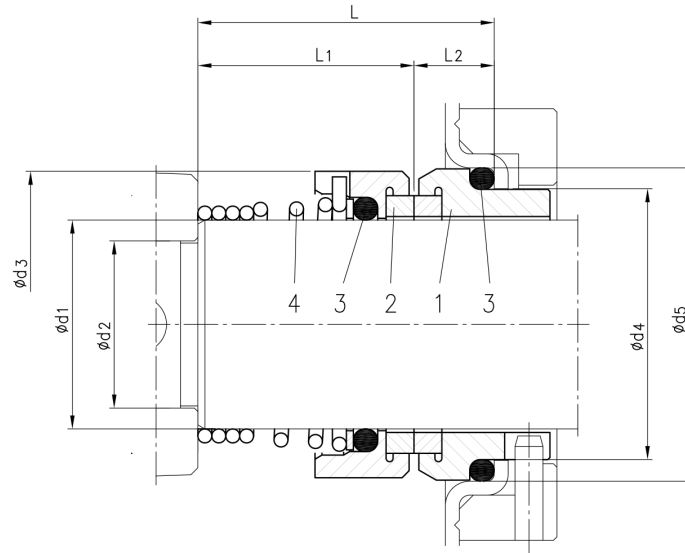
- [1] Quantity =0 for 50-200/15 and 65-160/15
Quantity =1 for 32-200/7.5, 40-200/7.5/11, 50-160/7.5, 50-200/9.2/11, 65-125/7.5, 65-160/7.5/9.2/11
Quantity =2 for 65-200/15/18.5/22
- [2] Quantity =1 up to 11kW
Quantity =2 from 15kW to 22kW
- [3] For version 32-200/3/4/5.5, 40-200/5.5/7.5/11, 50-160/5.5/7.5, 50-200/9.2/11/15
- [4] Quantity =10 for 32-160, 40-160, 50-125, 65-125
Quantity =12 for 32-200, 40-200, 50-160, 50-200, 65-160, 65-200
- [5] For 15kW and above
- [6] Only for 65-160/15 and 65-200
- [7] Special version: see CONSTRUCTION 3
- [8] Cast iron EN-GJL-200-EN 1561 for 32-200/3 and models with 15, 18.5, 22 kW motor
Aluminum AL-EN-1706-AC-46000-D for all the others.
- [9] CF8M – EN 1.4408 (AISI316) material for 65-125 up to 65-200

(3/3)

Construction

Pump Name 3LMZ 65-200/22

Customer	Date 09.06.2024	Company
Contact	Item no.	Issued by
Phone	Project	Phone
E-mail	Project ID	E-mail



Version	Pump type	Dimensions								Material			
		d1	d2	d3	d4	d5	L	L1	L2	1 Stationary seal ring	2 Rotary seal ring	3 Rubber	4 Frame + spring
L ϕ 30	65-160/15 65-200/250 80-160/200	30	24	44	39	45	42.5	31	11.5	SiC	SiC	FPM	EN 1.4571 (AISI 316Ti)
L ϕ 35	80-250	35	29	49	44	50	42.5	31	11.5				