

Technical Data

Pump Name

3LP4 32-125/0.25

Customer	Date	10.06.2024	Company
Contact	Item no.		Issued by
Phone	Project		Phone
E-mail	Project ID		E-mail

Requested data

1	Pump type	CENTRIFUGAL PUMPS	Fluid	Water
2	Number of pumps / Reserve	1 / 0	Liquid temperature	°C
3	Flow	m³/h	Kin. viscosity	cSt
4	Head	m	Vapour pressure	kPa
5	Geodetic head	m	PH value	
6	Inlet pressure (pin)	kPa	Density	kg/m³
7	Available system NPSH		Solids	Weight %
8	Ambient temperature	°C		

Pump

9	Pump Name	3LP4 32-125/0.25	Frequency	Hz	50	
10	Design	CENTRIFUGAL PUMPS	Installation type		STANDARD	
11	Manufacturer	EBARA	Impeller Diameter	Max.	mm	
12	Speed	rpm		1400	Designed	mm
13	No. of Stage	1		Min.	mm	133
14	Connection	Suction side	DIN 2532	Flow	Operating	m³/h
15	Connection	Discharge side	DIN 2532		Max-	m³/h
16	Max Working Pressure	kPa	1000		Min-	m³/h
17	Shut-off head	kPa	55.82	Head	Operating	m
18	Total weight	kg	See the table of "Dimensions".		- (Qmax.)	m
19	Shaft power	kW			- (Qmin.)	m
20			Max. Shaft Power at max. impeller	kW	0.14	
21	Required pump NPSH	m	Efficiency	%		

Materials

22	Impeller	AISI 316L		
23	Casing	AISI 316L		
24	Shaft	AISI 316L		
25				
26				
27				

Motor

28	Manufacturer	LAFERT	Insulation class	F	
29	Type	TEFC_3P432-125/0.25_230_Three Phase	Phases	3~	
30	Specific design	- / 50 Hz / Pole pairs 2	Frame size		
31	Rated power	kW	0.25	Weight	kg
32	Number of poles	4	Electric voltage	V	230
33	Speed	rpm	1400	Electric current	A
34	Degree of protection	IP 55			
35					

Remarks

Performance Curve

Pump Name

3LP4 32-125/0.25

Customer	Date	10.06.2024	Company
Contact	Item no.		Issued by
Phone	Project		Phone
E-mail	Project ID		E-mail

Requested data

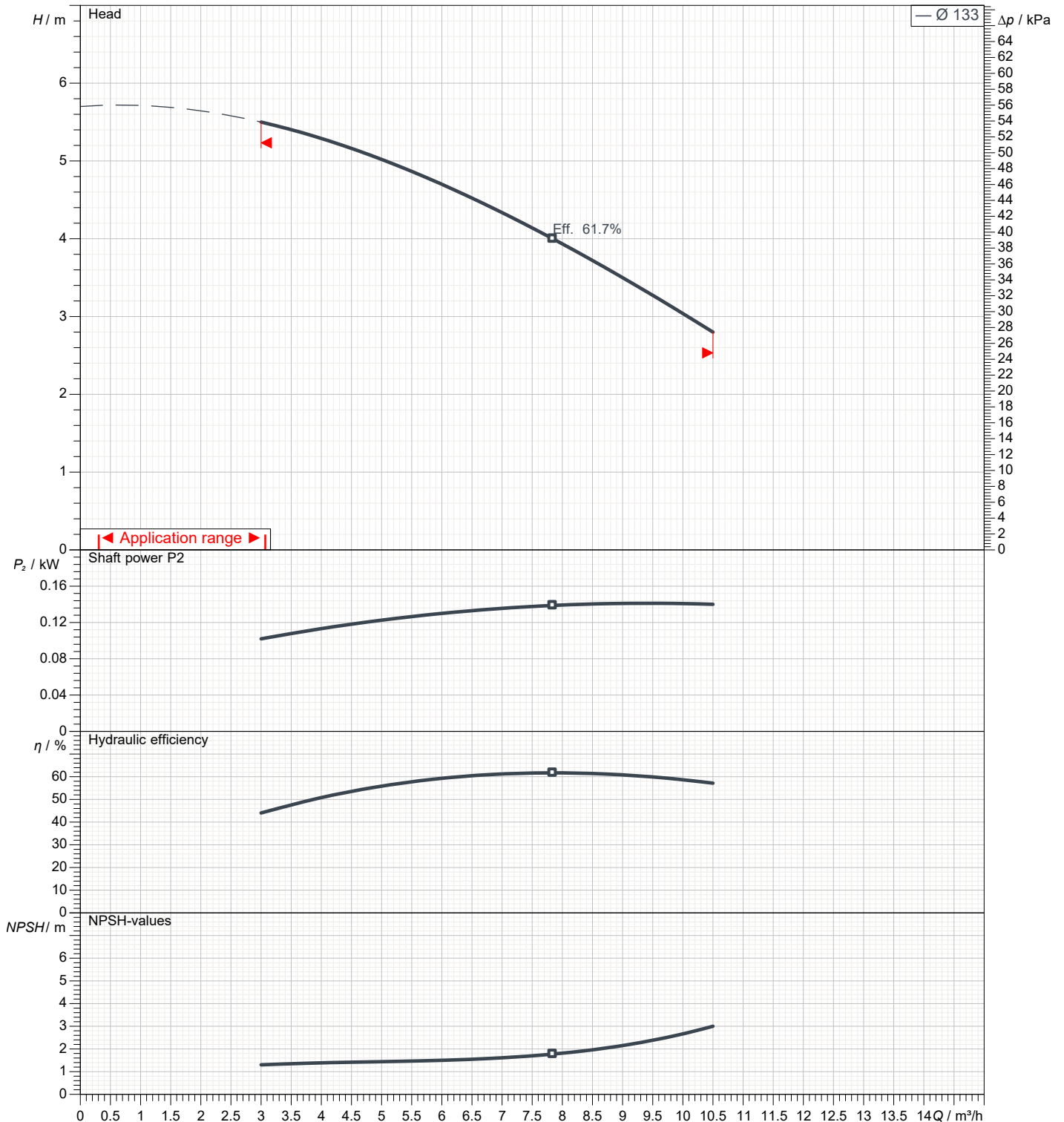
1	Flow	m³/h	
2	Head	m	
3	Geodetic head	m	

Pump

Operating flow	m³/h		Frequency	Hz	50
Operating head	m		Number of poles		4
Impeller diameter designed	mm	133	Speed	rpm	1400

Test standard: ISO 9906:2012 - Grade3B

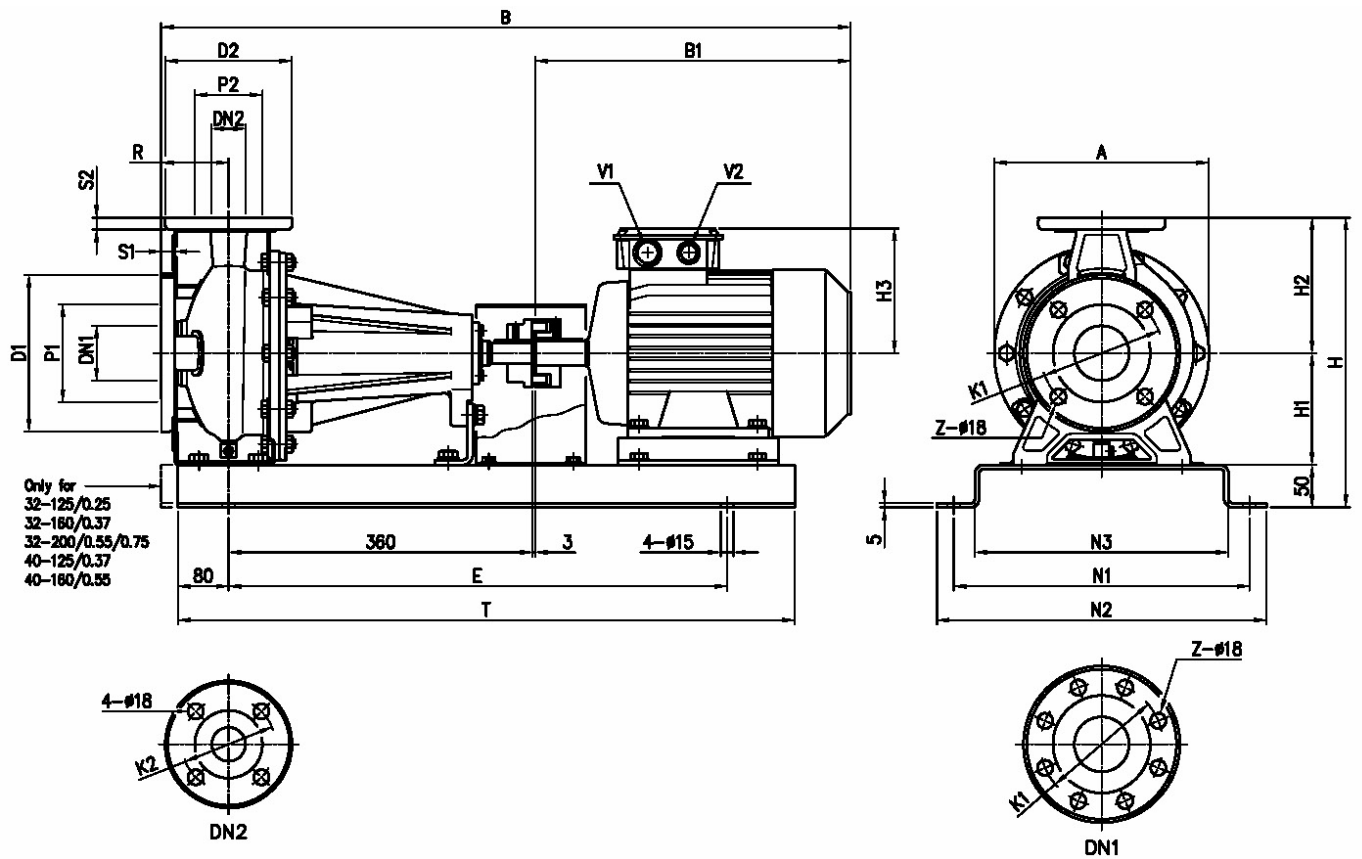
Water; 20°C; 998.3kg/m³; 1cSt



Dimensions

Pump Name 3LP4 32-125/0.25

Customer	Date 10.06.2024	Company
Contact	Item no.	Issued by
Phone	Project	Phone
E-mail	Project ID	E-mail



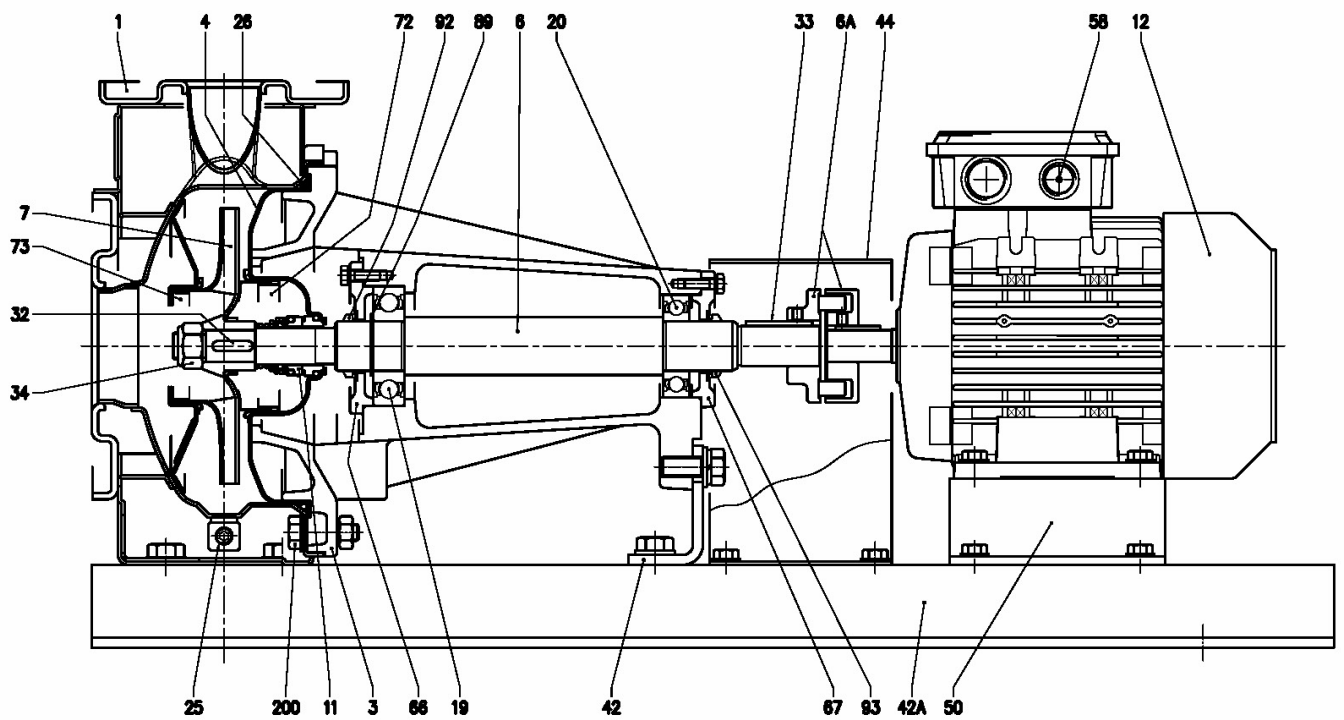
Dimensions in		mm						
1	A	213	H3	114				
2	B	689	N1	300				
3	B1	246	N2	340				
4	Dia D1	165	N3	250				
5	Dia D2	140	R	80				
6	Dia DN1	50	S1	16				
7	Dia DN2	32	S2	14				
8	Dia K1	125	T	710				
9	Dia K2	100	V1	M20X1,5				
10	Dia P1	95	V2	M16X1,5				
11	Dia P2	75	Weight P&M	37 kg				
12	E	550	Z	4				
13	H	302						
14	H1	112						
15	H2	140						

(1/3)

Construction

Pump Name 3LP4 32-125/0.25

Customer	Date 10.06.2024	Company
Contact	Item no.	Issued by
Phone	Project	Phone
E-mail	Project ID	E-mail



(2/3)

Construction

Pump Name 3LP4 32-125/0.25

Customer	Date	10.06.2024	Company
Contact	Item no.		Issued by
Phone	Project		Phone
E-mail	Project ID		E-mail

N°	PART NAME	MATERIAL		DIMENSIONS	STANDARD	Q.TY	
		3P4	3LP4				
001	Casing	EN 1.4301 (AISI 304)	EN 1.4404 (AISI 316L)			1	
003	Support	Cast iron EN-GJL-200-EN 1561				1	
004	Casing cover	EN 1.4301 (AISI 304)	EN 1.4404 (AISI 316L)			1	
006	Shaft - Part in contact with liquid	EN 1.4301 (AISI 304)	EN 1.4404 (AISI 316L)			1	
006 A	Flexible coupling	Cast iron EN-GJL-250-EN 1561				1	
007	Impeller	32-40-50 65-125/160/200	EN 1.4301 (AISI 304) EN 1.4404 (AISI 316L) CF8M - EN 1.4408 (AISI 316)			1	
011	Mechanical seal	[3]	Carbon/Ceramic/NBR	SiC/SiC/FPM		1	
012	Motor		-			1	
019	Bearing		-			1	
020	Bearing		-			1	
025	Draing plug	EN 1.4401 (AISI 316) / PTFE		R 1/8" L=8	DIN 906	1	
026	"O" ring	32-125, 40-125	NBR [4]	FPM	158.11x5.34	OR 6625	1
		32-160, 40-160, 50-125, 65-125			183.52x5.34	OR 6720	
		32-200, 40-200, 50-160, 50-200, 65-160, 65-200			227.96x5.34	OR 6895	
032	Key	EN 1.4401 (AISI 316)		6x6x25	UNI 6604	1	
033	Key	C 40		8x7x40	UNI 6604	1	
034	Impeller nut	Other model 50-200/2.2	EN 1.4301 (AISI 304)	EN 1.4404 (AISI 316L)	M16x1.5	UNI 7474	1
					M18x1.5		
042	Pump support	Galvanized steel			EBARA DRAWING	1	
042 A	Base	Galvanized steel				1	
044	Protection	Galvanized steel				1	
050	Foot	Galvanized steel				1	
058	Fasting nut	-				1	
066	Impeller side bearing cover	Cast iron EN-GJL-200-EN 1561				1	
067	Motor side bearing cover	Cast iron EN-GJL-200-EN 1561				1	
072	Casing ring (not for 65 version) [1]	EN 1.4301 (AISI 304)	EN 1.4404 (AISI 316L)			1	
073	Casing ring (not for 65 version)	EN 1.4301 (AISI 304)	EN 1.4404 (AISI 316L)			1	
089	Snap ring	32-125, 32-160, 40-125, 50-125	Carbon tool steel TC 80	Ø30	UNI 7435	1	
		Other model		Ø40			
092	"V" ring	-		VS - 0030		1	
093	"V" ring	-		VS - 0030		1	
200	Screw	32-125, 40-125	Stainless steel A2 70 class ISO 3506/1	M 8x30	UNI 5739	8	
		40-160, 40-200, 50-125, 50-160, 50-200, 65-125, 65-160, 65-200		M 10x35	UNI 5739	[2]	

[1] For version: 32-200, 40-200, 50-160, 50-200

[2] Quantity = 10 for 32-160, 40-160, 50-125, 65-125

Quantity = 12 for 32-200, 40-200, 50-160, 50-200, 65-160, 65-200

[3] Special version: see CONSTRUCTION 3

[4] FPM (H-HS-HW-HSW version)

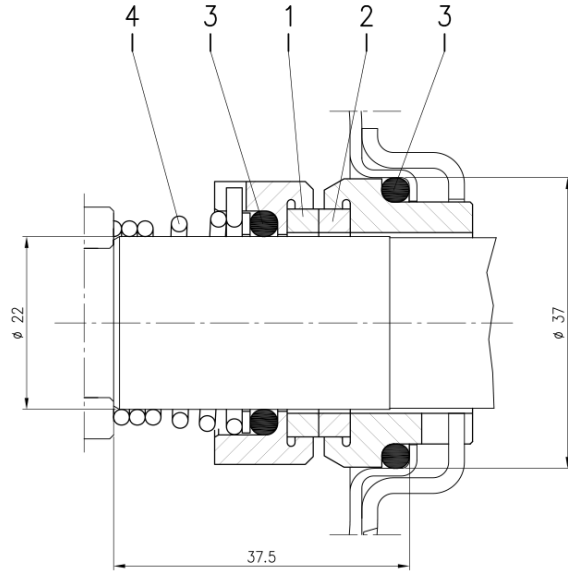
EPDM (E version)

(3/3)

Construction

Pump Name 3LP4 32-125/0.25

Customer	Date 10.06.2024	Company
Contact	Item no.	Issued by
Phone	Project	Phone
E-mail	Project ID	E-mail



Version	Pump type	Material			
		1 Stationary seal ring	2 Rotary seal ring	3 Rubber	4 Frame + spring
L ø22	32-125/160/200 40-125/160/200 50-125/160/200 65-125/160/200 80-160	SiC	SiC	FPM	EN 1.4571 (AISI 316Ti)