

Technical Data

Pump Name

3LP4 65-250/4.0

Customer	Date	10.06.2024	Company
Contact	Item no.		Issued by
Phone	Project		Phone
E-mail	Project ID		E-mail

Requested data

1	Pump type	CENTRIFUGAL PUMPS	Fluid	Water
2	Number of pumps / Reserve	1 / 0	Liquid temperature	°C
3	Flow	m³/h	Kin. viscosity	cSt
4	Head	m	Vapour pressure	kPa
5	Geodetic head	m	PH value	
6	Inlet pressure (pin)	kPa	Density	kg/m³
7	Available system NPSH		Solids	Weight %
8	Ambient temperature	°C		

Pump

9	Pump Name	3LP4 65-250/4.0	Frequency	Hz	50	
10	Design	CENTRIFUGAL PUMPS	Installation type		STANDARD	
11	Manufacturer	EBARA	Impeller Diameter	Max.	mm	
12	Speed	rpm		1400	Designed	mm
13	No. of Stage			1	Min.	mm
14	Connection	Suction side	DIN 2532	Flow	Operating	
15	Connection	Discharge side	DIN 2532		Max-	m³/h
16	Max Working Pressure	kPa	1000		Min-	m³/h
17	Shut-off head	kPa	184.11	Head	Operating	
18	Total weight	kg	See the table of "Dimensions".		- (Qmax.)	m
19	Shaft power	kW			- (Qmin.)	m
20				Max. Shaft Power at max. impeller	kW	
21	Required pump NPSH	m		Efficiency	%	

Materials

22	Impeller	AISI 316		
23	Casing	AISI 316		
24	Shaft	AISI 316L		
25				
26				
27				

Motor

28	Manufacturer	LAFERT	Insulation class	F	
29	Type	TEFC_3LP465-250/4.0_230_Three Phase	Phases	3~	
30	Specific design	IE3 / 50 Hz / Pole pairs 2	Frame size	112 M	
31	Rated power	kW	4	Weight	kg
32	Number of poles		4	Electric voltage	V
33	Speed	rpm	1400	Electric current	A
34	Degree of protection		IP 55		
35					

Remarks

Performance Curve

Pump Name

3LP4 65-250/4.0

Customer	Date	10.06.2024	Company
Contact	Item no.		Issued by
Phone	Project		Phone
E-mail	Project ID		E-mail

Requested data

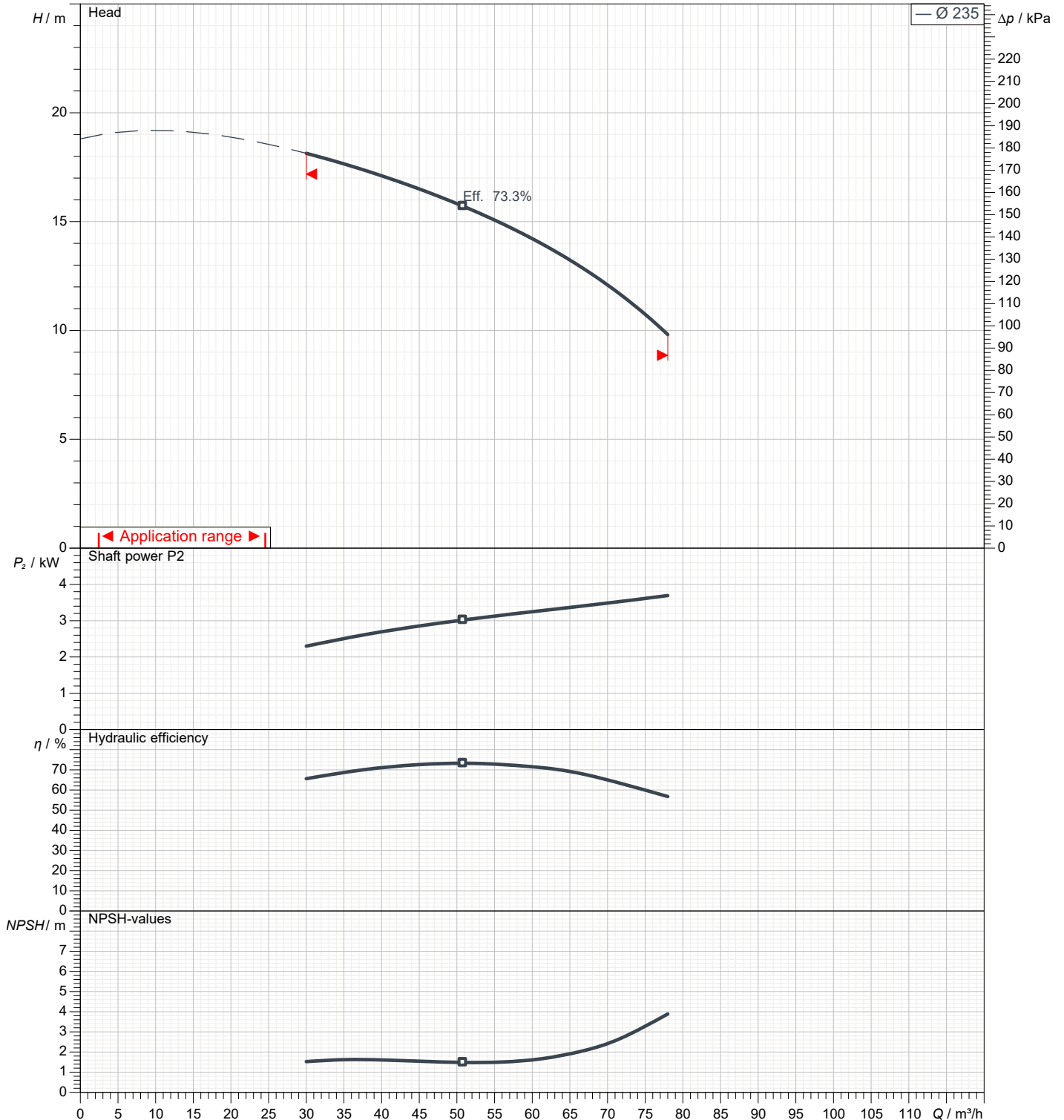
1	Flow	m³/h	
2	Head	m	
3	Geodetic head	m	

Pump

Operating flow	m³/h		Frequency	Hz	50
Operating head	m		Number of poles		4
Impeller diameter designed	mm	235	Speed	rpm	1400

Test standard: ISO 9906:2012 - Grade3B

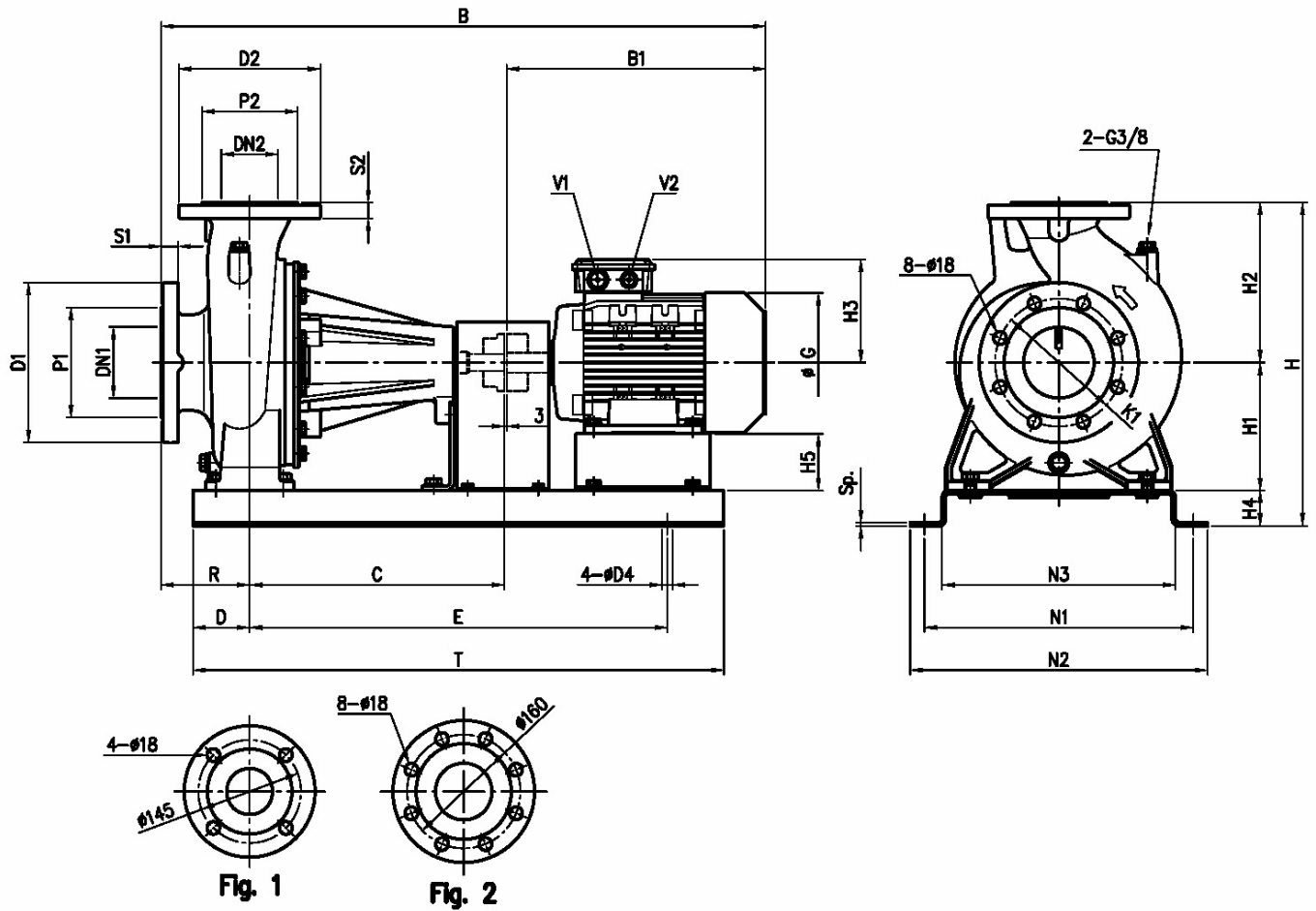
Water; 20°C; 998.3kg/m³; 1cSt



Dimensions

Pump Name 3LP4 65-250/4.0

Customer	Date 10.06.2024	Company
Contact	Item no.	Issued by
Phone	Project	Phone
E-mail	Project ID	E-mail



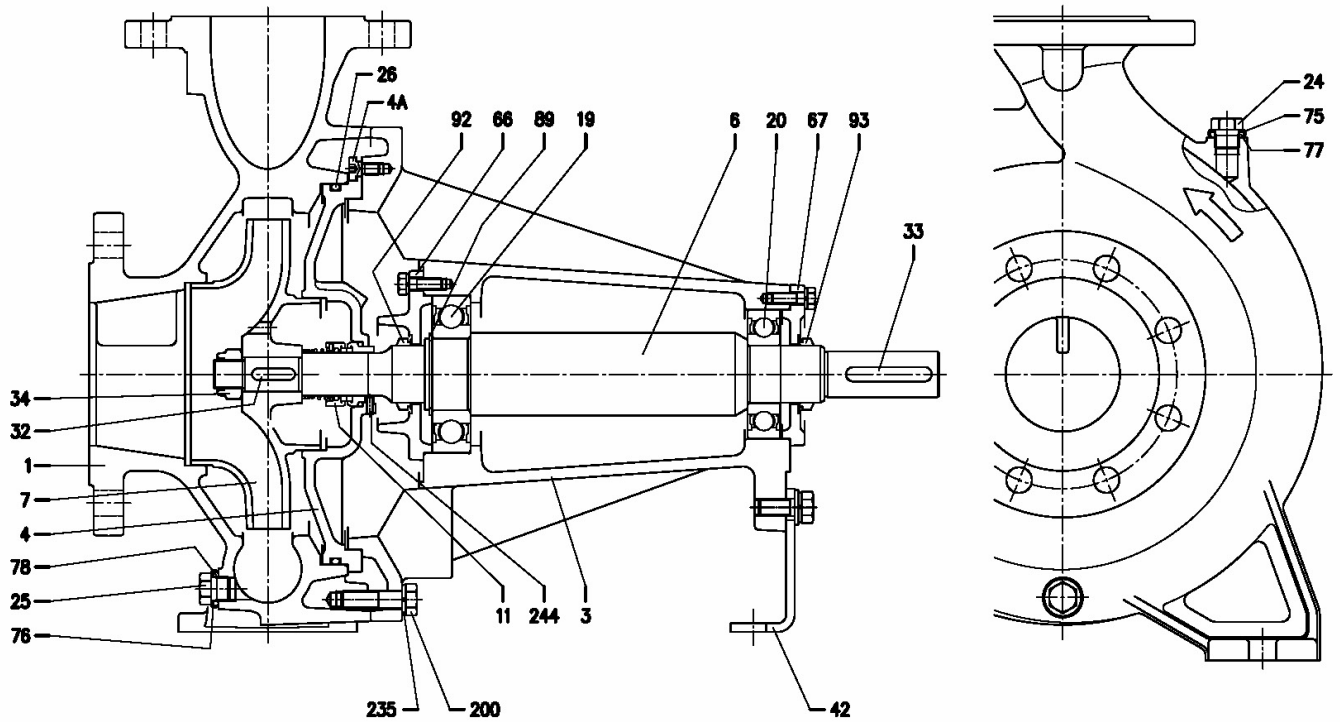
Dimensions in		mm		
1	B	961	H2	250
2	B1	388	H3	171
3	C	470	H4	60
4	D	100	H5	88
5	D4	19	N1	510
6	Dia D1	200	N2	570
7	Dia D2	185	N3	440
8	Dia DN1	80	R	100
9	Dia DN2	65 Fig. 1	S1	22
10	Dia P1	135	S2	20
11	Dia P2	120	SP	8
12	E	760	T	960
13	G	225	V1	M25X1,5
14	H	510	V2	M20X1,5
15	H1	200	Weight P&M	119,1 kg

(1/3)

Construction

Pump Name 3LP4 65-250/4.0

Customer	Date 10.06.2024	Company
Contact	Item no.	Issued by
Phone	Project	Phone
E-mail	Project ID	E-mail

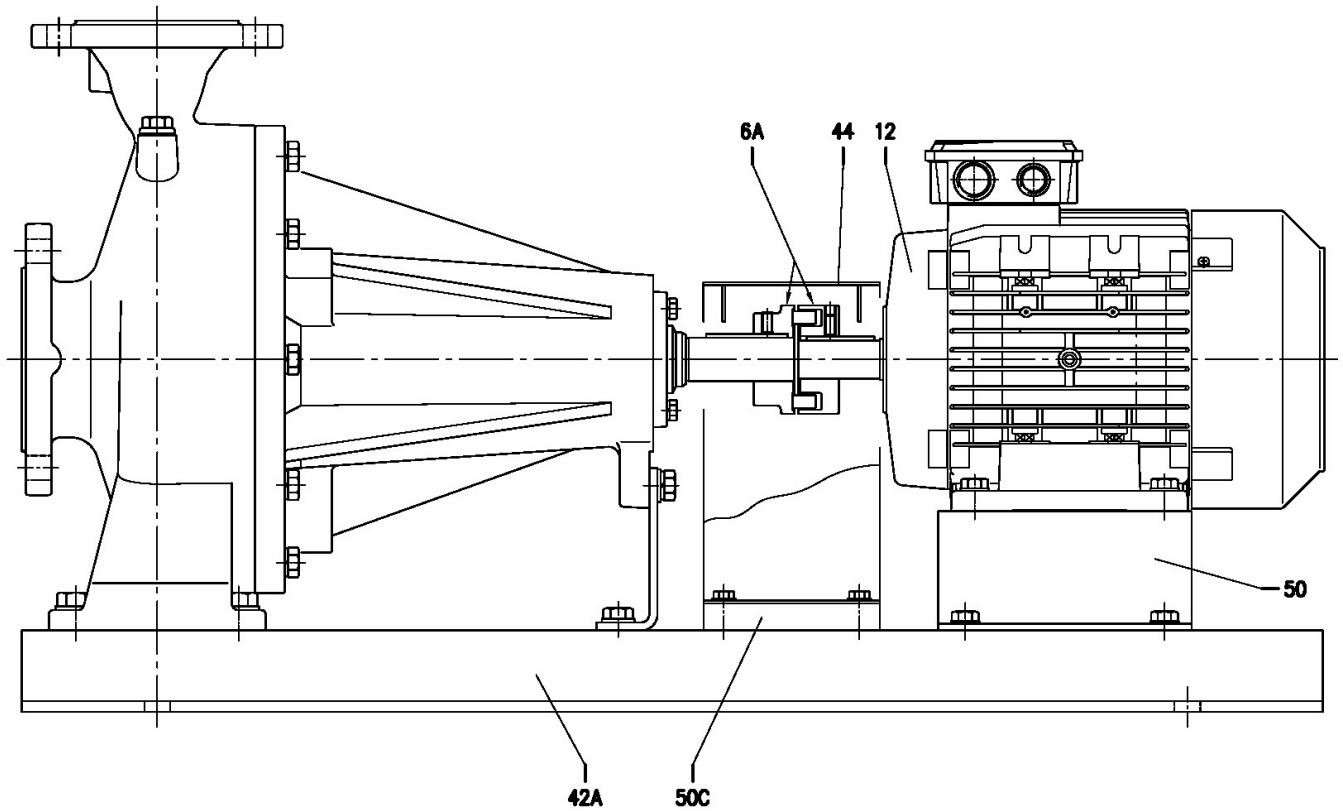


(2/3)

Construction

Pump Name 3LP4 65-250/4.0

Customer	Date 10.06.2024	Company
Contact	Item no.	Issued by
Phone	Project	Phone
E-mail	Project ID	E-mail

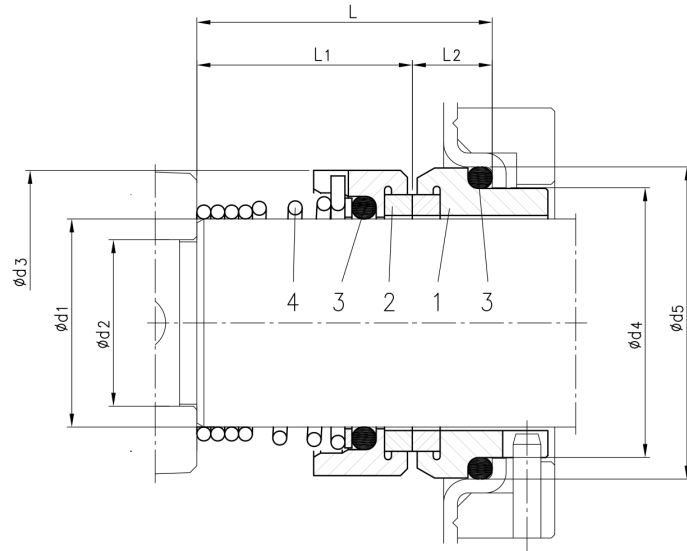


(3/3)

Construction

Pump Name 3LP4 65-250/4.0

Customer	Date 10.06.2024	Company
Contact	Item no.	Issued by
Phone	Project	Phone
E-mail	Project ID	E-mail



Version	Pump type	Dimensions									Material			
		d1	d2	d3	d4	d5	L	L1	L2	1 Stationary seal ring	2 Rotary seal ring	3 Rubber	4 Frame + spring	
L ø30	65-250 80-200/250	30	24	44	39	45	42.5	31	11.5	SiC	SiC	FPM	EN 1.4571 (AISI 316Ti)	