

# Technical Data

Pump Name

3LP4 80-250/5.5

Customer	Date	10.06.2024	Company
Contact	Item no.		Issued by
Phone	Project		Phone
E-mail	Project ID		E-mail

## Requested data

1	Pump type	CENTRIFUGAL PUMPS	Fluid	Water
2	Number of pumps / Reserve	1 / 0	Liquid temperature	°C 20
3	Flow m³/h		Kin. viscosity	cSt 1.005
4	Head m		Vapour pressure	kPa 2.34
5	Geodetic head m		PH value	
6	Inlet pressure (pin) kPa	0	Density	kg/m³ 998.3
7	Available system NPSH		Solids	Weight % 0
8	Ambient temperature °C	20		

## Pump

9	Pump Name	3LP4 80-250/5.5	Frequency	Hz 50
10	Design	CENTRIFUGAL PUMPS	Installation type	STANDARD
11	Manufacturer	EBARA	Impeller Diameter	Max. mm 246
12	Speed rpm	1400		Designed mm 246
13	No. of Stage	1		Min. mm 246
14	Connection Suction side	DIN 2532	Flow	Operating m³/h
15	Connection Discharge side	DIN 2532		Max- m³/h 120
16	Max Working Pressure kPa	1000		Min- m³/h 36
17	Shut-off head kPa	207.62	Head	Operating m
18	Total weight kg	See the table of "Dimensions".		- (Qmax.) m 9.3
19	Shaft power kW			- (Qmin.) m 20.5
20			Max. Shaft Power at max. impeller	kW 5.55
21	Required pump NPSH m		Efficiency	%

## Materials

22	Impeller	AISI 316	
23	Casing	AISI 316	
24	Shaft	AISI 316L	
25			
26			
27			

## Motor

28	Manufacturer	LAFERT	Insulation class	F
29	Type	TEFC_3LP480-250/5.5_400_Three Phase	Phases	3~
30	Specific design	IE3 / 50 Hz / Pole pairs 2	Frame size	132 S
31	Rated power kW	5.5	Weight	kg
32	Number of poles	4	Electric voltage	V 400
33	Speed rpm	1400	Electric current	A 10.6
34	Degree of protection	IP 55		
35				

## Remarks

# Performance Curve

Pump Name

3LP4 80-250/5.5

Customer	Date	10.06.2024	Company
Contact	Item no.		Issued by
Phone	Project		Phone
E-mail	Project ID		E-mail

## Requested data

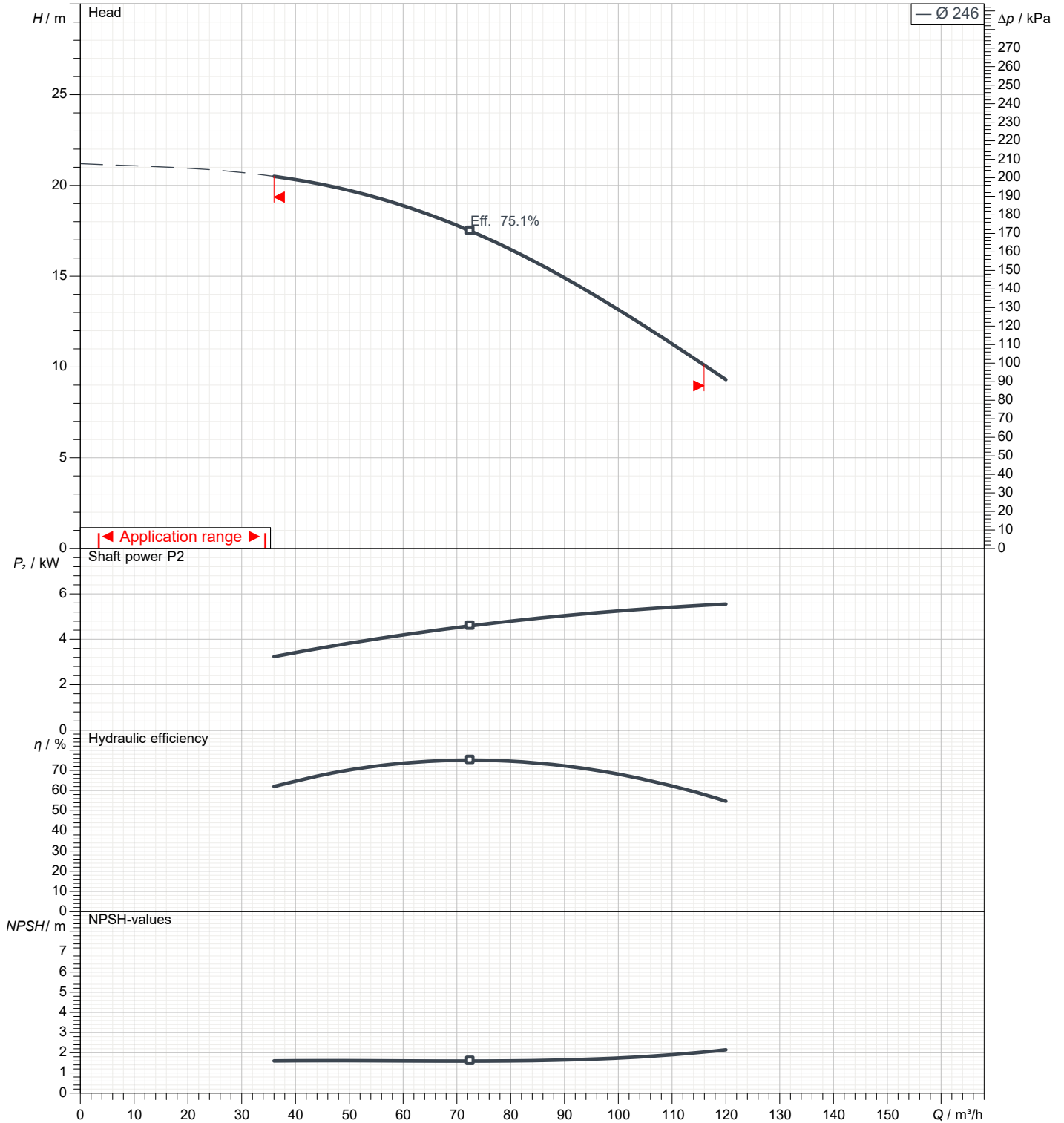
1	Flow	m³/h	
2	Head	m	
3	Geodetic head	m	

## Pump

Operating flow	m³/h		Frequency	Hz	50
Operating head	m		Number of poles		4
Impeller diameter designed	mm	246	Speed	rpm	1400

Test standard: ISO 9906:2012 - Grade3B

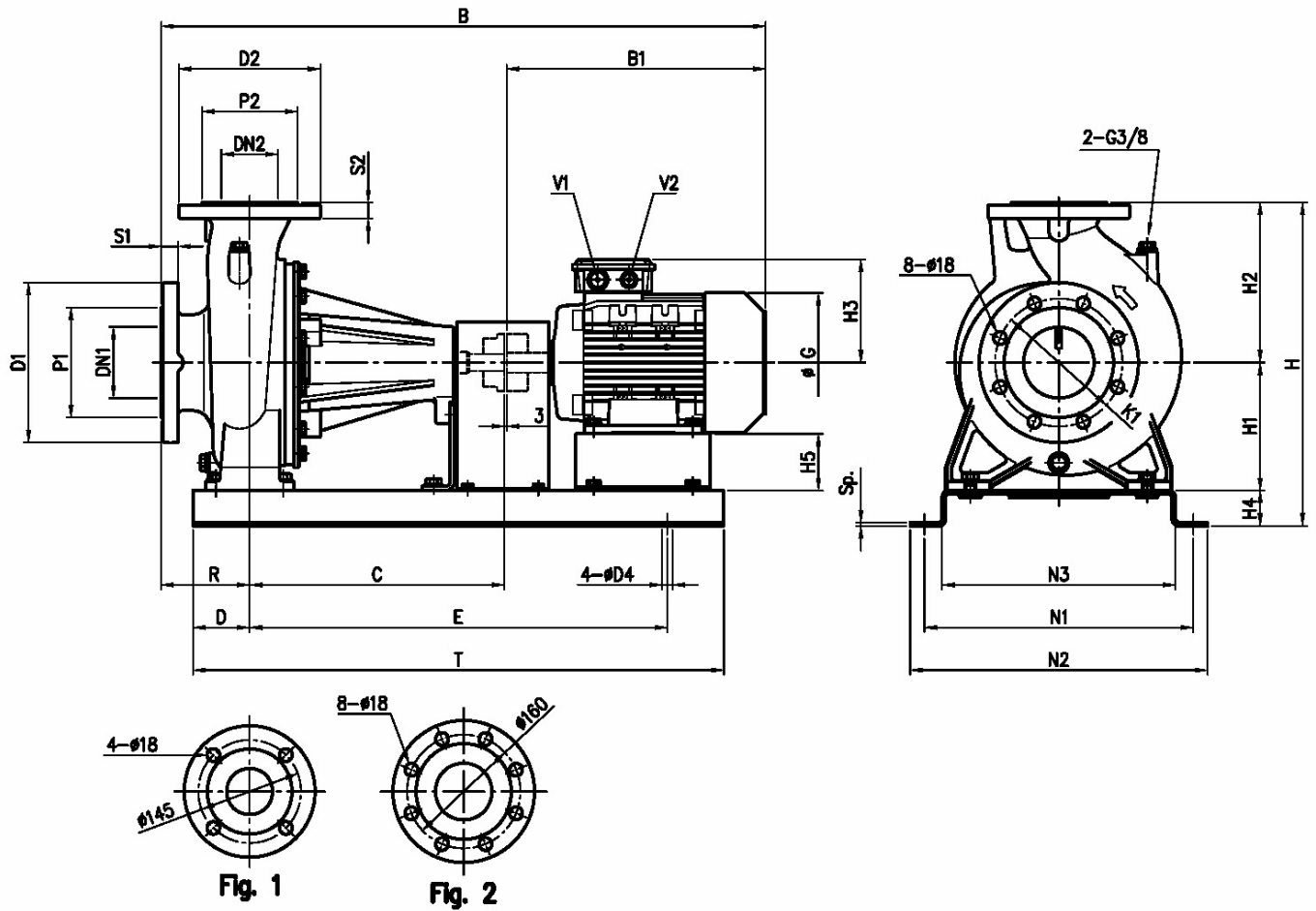
Water; 20°C; 998.3kg/m³; 1cSt



# Dimensions

Pump Name 3LP4 80-250/5.5

Customer	Date 10.06.2024	Company
Contact	Item no.	Issued by
Phone	Project	Phone
E-mail	Project ID	E-mail



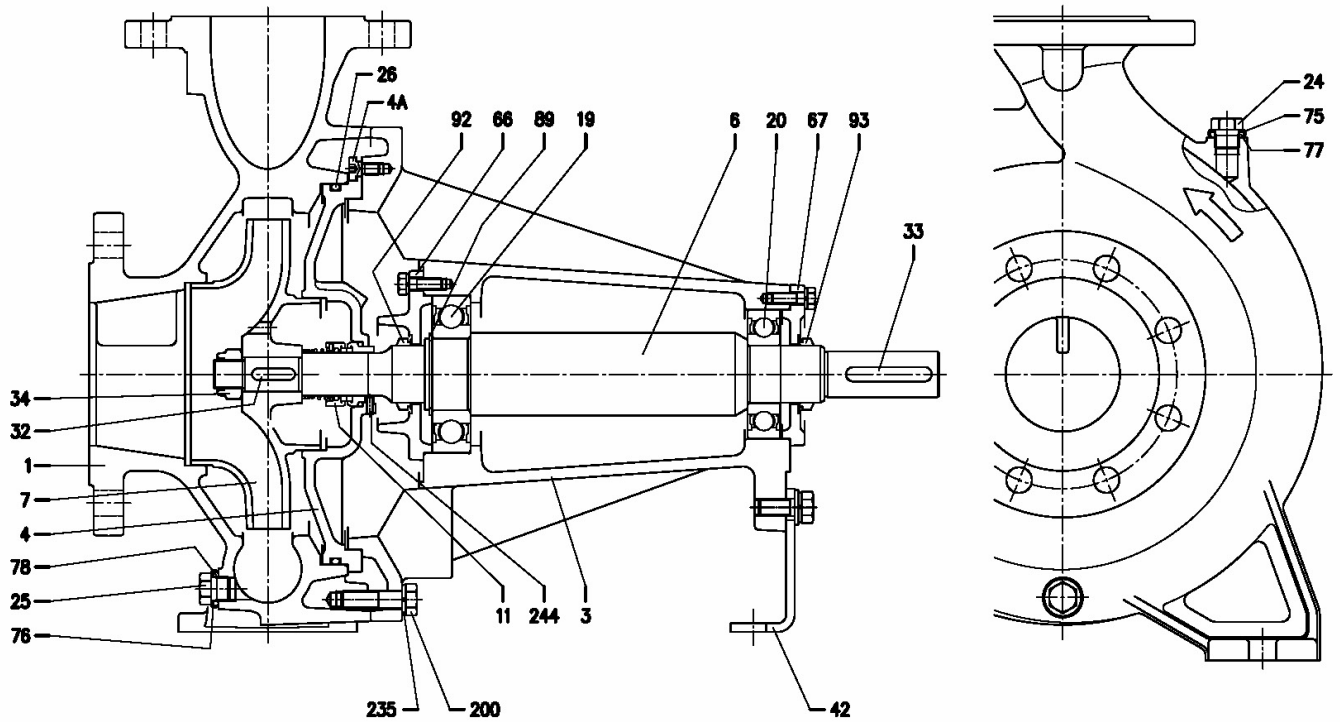
Dimensions in		mm		
1	B	1040	H2	280
2	B1	442	H3	198
3	C	470	H4	60
4	D	100	H5	68
5	D4	19	N1	510
6	Dia D1	225	N2	570
7	Dia D2	200	N3	440
8	Dia DN1	100	R	125
9	Dia DN2	80 Fig. 2	S1	24
10	Dia P1	155	S2	22
11	Dia P2	135	SP	8
12	E	760	T	960
13	G	248	V1	M32X1,5
14	H	540	V2	M32X1,5
15	H1	200	Weight P&M	144,5 kg

(1/3)

# Construction

Pump Name 3LP4 80-250/5.5

Customer	Date 10.06.2024	Company
Contact	Item no.	Issued by
Phone	Project	Phone
E-mail	Project ID	E-mail

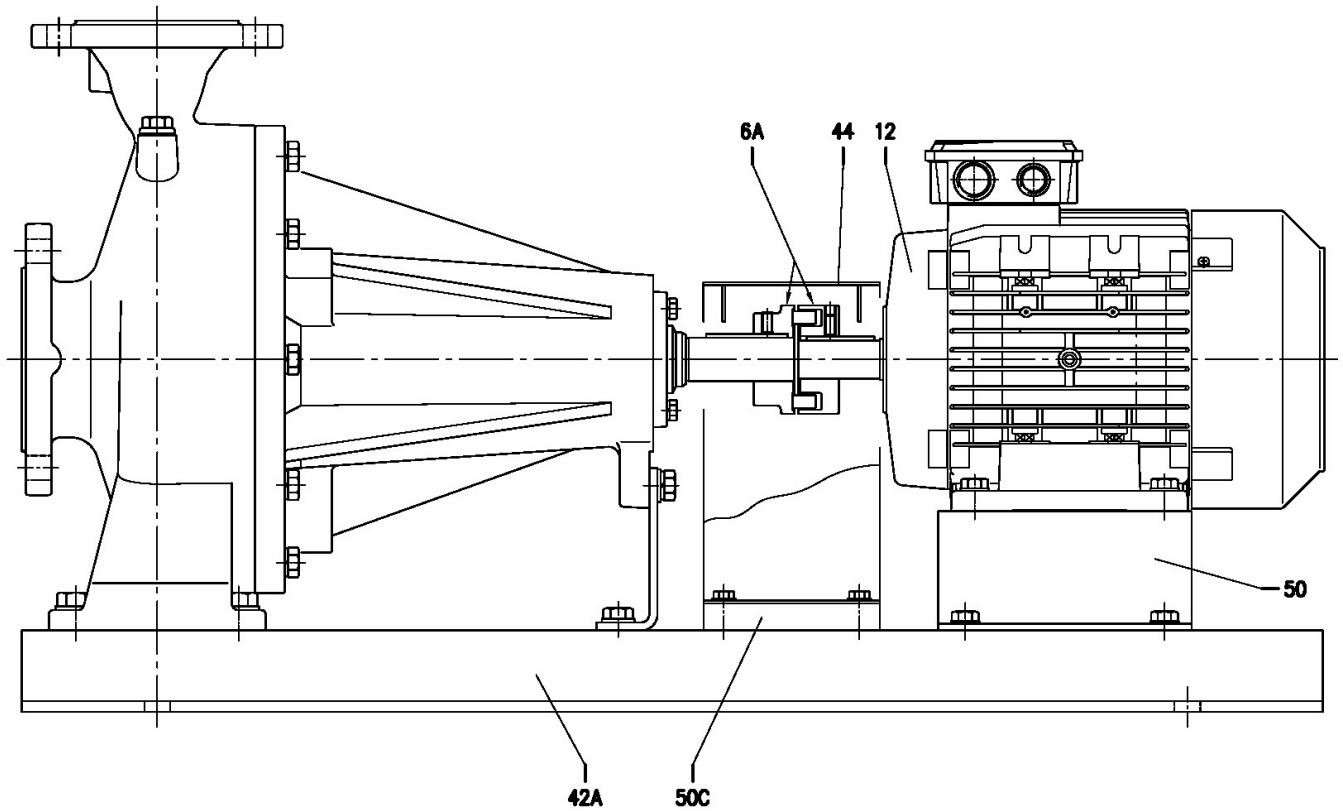


(2/3)

# Construction

Pump Name 3LP4 80-250/5.5

Customer	Date 10.06.2024	Company
Contact	Item no.	Issued by
Phone	Project	Phone
E-mail	Project ID	E-mail

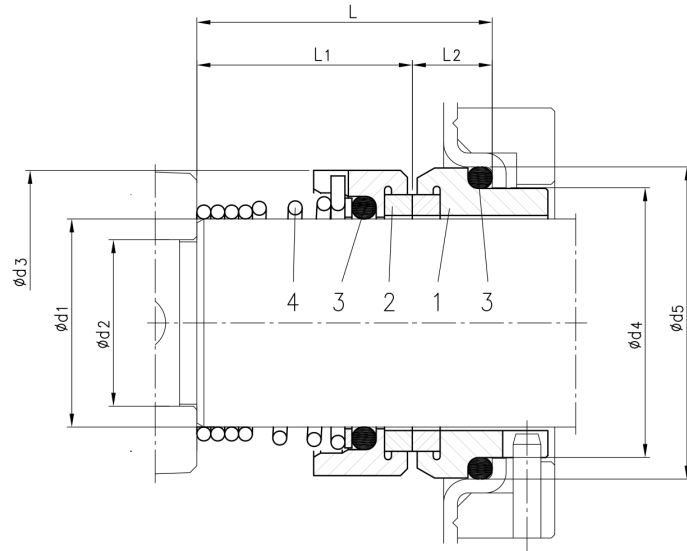


(3/3)

# Construction

Pump Name 3LP4 80-250/5.5

Customer	Date 10.06.2024	Company
Contact	Item no.	Issued by
Phone	Project	Phone
E-mail	Project ID	E-mail



Version	Pump type	Dimensions									Material			
		d1	d2	d3	d4	d5	L	L1	L2	1 Stationary seal ring	2 Rotary seal ring	3 Rubber	4 Frame + spring	
L ø30	65-250 80-200/250	30	24	44	39	45	42.5	31	11.5	SiC	SiC	FPM	EN 1.4571 (AISI 316Ti)	