

Technical Data

Pump Name

3LPF4 80-250/R

Customer	Date	10.06.2024	Company
Contact	Item no.		Issued by
Phone	Project		Phone
E-mail	Project ID		E-mail

Requested data

1	Pump type	CENTRIFUGAL PUMPS	Fluid	Water
2	Number of pumps / Reserve	1 / 0	Liquid temperature	°C
3	Flow	m³/h	Kin. viscosity	cSt
4	Head	m	Vapour pressure	kPa
5	Geodetic head	m	PH value	
6	Inlet pressure (pin)	kPa	Density	kg/m³
7	Available system NPSH		Solids	Weight %
8	Ambient temperature	°C		

Pump

9	Pump Name	3LPF4 80-250/R	Frequency	Hz	50	
10	Design	CENTRIFUGAL PUMPS	Installation type		STANDARD	
11	Manufacturer	EBARA	Impeller Diameter	Max.	mm	
12	Speed	rpm		1400	Designed	mm
13	No. of Stage			1	Min.	mm
14	Connection	Suction side	DIN 2532	Flow	Operating	m³/h
15	Connection	Discharge side	DIN 2532		Max-	m³/h
16	Max Working Pressure	kPa	1000		Min-	m³/h
17	Shut-off head	kPa	181.21	Head	Operating	m
18	Total weight	kg	See the table of "Dimensions".		- (Qmax.)	m
19	Shaft power	kW			- (Qmin.)	m
20				Max. Shaft Power at max. impeller	kW	4.60
21	Required pump NPSH	m		Efficiency	%	

Materials

22	Impeller	AISI 316	
23	Casing	AISI 316	
24	Shaft	Duplex stainless steel	
25			
26			
27			

Motor

28	Manufacturer	without motor	Insulation class
29	Type	without motor 3	Phases
30	Specific design	without motor / 50 Hz / Pole pairs 2	Frame size
31	Rated power	kW	Weight
32	Number of poles	4	Electric voltage
33	Speed	rpm	Electric current
34	Degree of protection		
35			

Remarks

Performance Curve

Pump Name

3LPF4 80-250/R

Customer	Date	10.06.2024	Company
Contact	Item no.		Issued by
Phone	Project		Phone
E-mail	Project ID		E-mail

Requested data

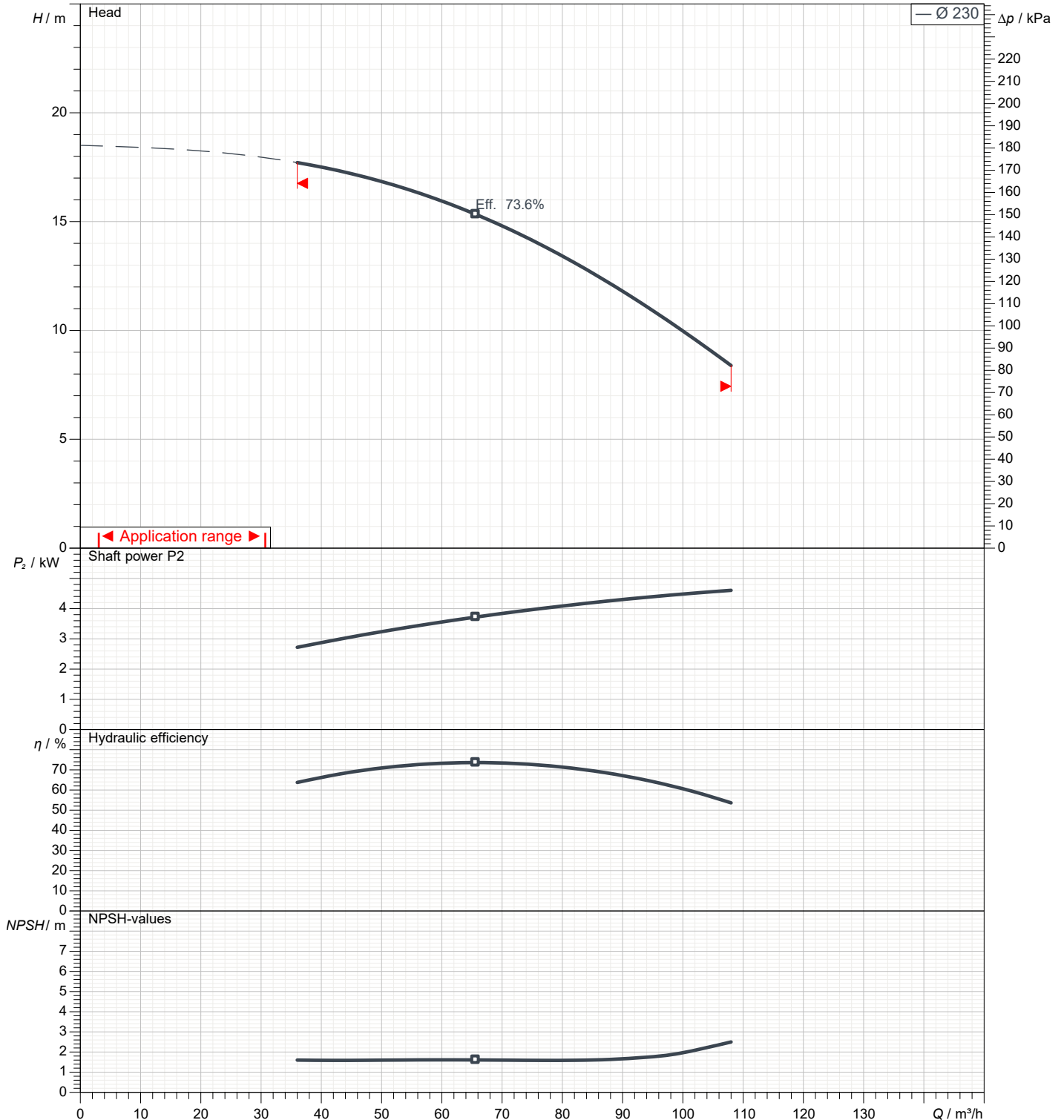
1	Flow	m³/h	
2	Head	m	
3	Geodetic head	m	

Pump

Operating flow	m³/h		Frequency	Hz	50
Operating head	m		Number of poles		4
Impeller diameter designed	mm	230	Speed	rpm	1400

Test standard: ISO 9906:2012 - Grade3B

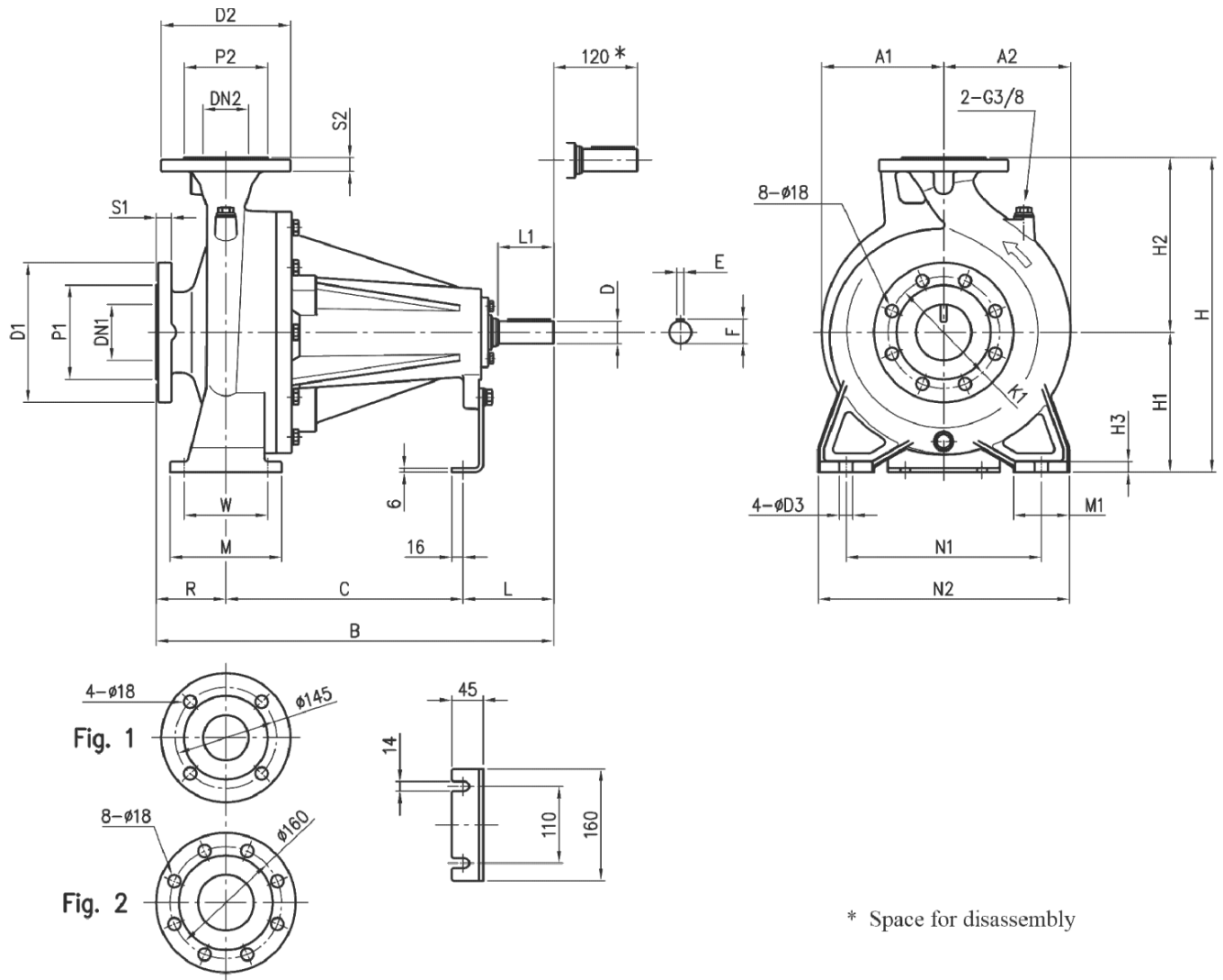
Water; 20°C; 998.3kg/m³; 1cSt



Dimensions

Pump Name 3LPF4 80-250/R

Customer	Date 10.06.2024	Company
Contact	Item no.	Issued by
Phone	Project	Phone
E-mail	Project ID	E-mail



* Space for disassembly

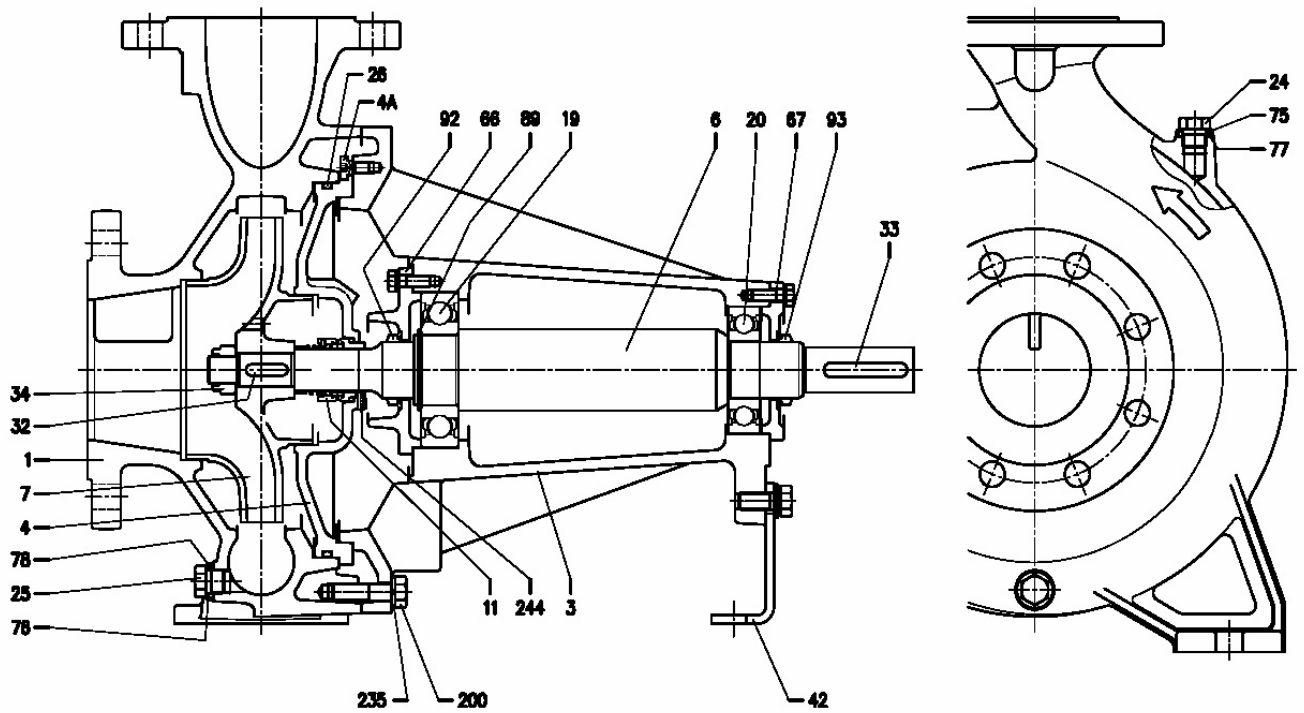
Dimensions in		mm		
1	A1	175	H	480
2	A2	192	H1	200
3	B	595	H2	280
4	C	340	H3	15
5	D	32	L	130
6	D3	19	L1	80
7	Dia D1	225	M	160
8	Dia DN1	100	M1	80
9	Dia DN2	80	N1	315
10	Dia K1	180	N2	400
11	Dia P1	155	R	125
12	Dia P2	135	S1	24
13	E	10	S2	22
14	F	35	W	120
15	Fig	2	Weight PUMP	84 kg

(1/3)

Construction

Pump Name 3LPF4 80-250/R

Customer	Date 10.06.2024	Company
Contact	Item no.	Issued by
Phone	Project	Phone
E-mail	Project ID	E-mail



(2/3)

Construction

Pump Name 3LPF4 80-250/R

Customer	Date 10.06.2024	Company
Contact	Item no.	Issued by
Phone	Project	Phone
E-mail	Project ID	E-mail

N°	PART NAME	MATERIAL	DIMENSIONS	STANDARD	Q.TY
1	Casing	EN 1.4401 (AISI 316)			1
3	Support	Cast iron EN-GJL-200-EN 1561			1
4	Casing cover	EN 1.4401 (AISI 316)			1
4 A	Screw for casing cover	EN 1.4301 (AISI 304)			2
6	Shaft	EN 1.4462 (Duplex stainless steel)-Part in contact with liquid			1
7	Impeller	EN 1.4401 (AISI 316)			1
11	Mechanical seal [2]	SiC/SiC/FPM			1
19	Bearing	-			1
20	Bearing	-			1
24	Plug	EN 1.4404 (AISI 316L)	G3/8		1
25	Plug		G3/8		1
26	"O" ring	FPM [3]	253.36x5.34	OR 6995	1
32	Key	EN 1.4401 (AISI 316)	8x7x30	UNI 6604	1
33	Key	C 40	10x8x60	UNI 6604	1
34	impeller nut	EN 1.4404 (AISI 316L)	M20x1.5	UNI 7474	1
42	Pump support	Zinc-coated steel			1
66	Impeller side bearing cover	Cast iron EN-GJL-200-EN 1561			1
67	Motor side bearing cover	Cast iron EN-GJL-200-EN 1561			1
75	Washer (plug)	EN 1.4404 (AISI 316L)			1
76	Washer (plug)				1
77	O-ring (plug)	FPM			1
78	O-ring (plug)	EPDM (E version)			1
89	Snap ring	Carbon tool steels TC 80	Ø 50	UNI 7435	1
92	"V" ring	-	VS-0040		1
93	"V" ring				1
200	Screw	Stainless steel A2 70 class ISO 3506/1	M 12x45	UNI 5739	10
235	Washer	EN 1.4301 (AISI 304)	13	UNI 8842	10
244	Pin [1]	EN 1.4301 (AISI 304)	4x12	UNI 6873	1

[1] Not for H and E option.

[2] Special version: see **CONSTRUCTION 3**

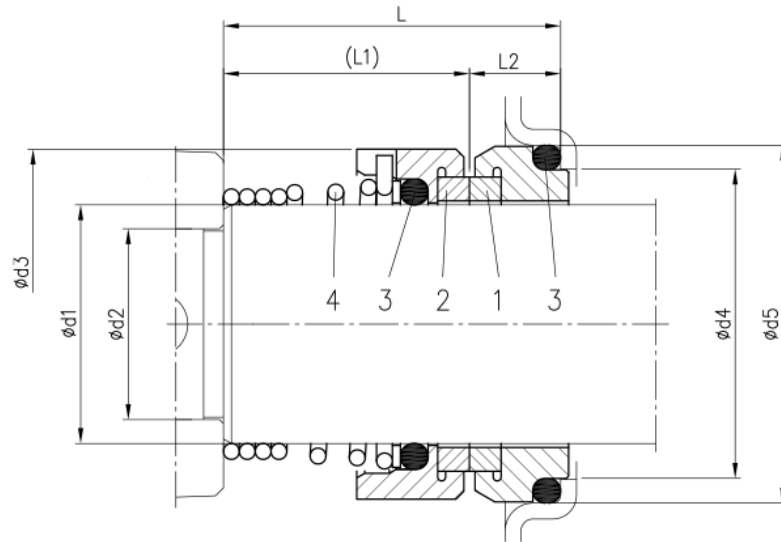
[3] FPM for H-HW-HSW option

EPDM for E version, Q1AEGG, Q1Q1EGG, Q1U3EGG, U3CEGG

(3/3) Construction

Pump Name 3LPF4 80-250/R

Customer	Date 10.06.2024	Company
Contact	Item no.	Issued by
Phone	Project	Phone
E-mail	Project ID	E-mail



Version	Pump type	Dimensions									Material			
		d1	d2	d3	d4	d5	L	L1	L2	1 Stationary seal ring	2 Rotary seal ring	3 Rubber	4 Frame + spring	
L ø30	65-250 80-200/250	30	24	44	39	45	42.5	31	11.5	SiC	SiC	FPM	EN 1.4571 (AISI 316Ti)	