

# Technical Data

Pump Name

3LP 40-200/156

Customer	Date	2024-06-20	Company
Contact	Item no.		Issued by
Phone	Project		Phone
E-mail	Project ID	Proiect redenumit 2024-06-20 10:03:09	E-mail

## Requested data

1	Pump type	CENTRIFUGAL PUMPS	Fluid	Water
2	Number of pumps / Reserve	1 / 0	Liquid temperature	°C 20
3	Flow m³/h		Kin. viscosity	mm²/s 1.005
4	Head m		Vapour pressure	bar 0.0234
5	Geodetic head m		PH value	
6	Inlet pressure (pin) bar	0	Density	kg/m³ 998.3
7	Available system NPSH		Solids	Weight % 0
8	Ambient temperature °C	20		

## Pump

9	Pump Name	3LP 40-200/156	Frequency	Hz 60
10	Design	CENTRIFUGAL PUMPS	Installation type	STANDARD
11	Manufacturer	EBARA	Impeller Diameter	Max. mm 200
12	Speed rpm	3480		Designed mm 200
13	No. of Stage	1		Min. mm 200
14	Connection Suction side	DIN 2532	Flow	Operating m³/h
15	Connection Discharge side	DIN 2532		Max- m³/h 50
16	Max Working Pressure bar	10		Min- m³/h 12
17	Shut-off head bar	8.13	Head	Operating m
18	Total weight kg	See the table of "Dimensions".		- (Qmax.) m 62.0
19	Shaft power kW			- (Qmin.) m 82.1
20			Max. Shaft Power at max. impeller	kW 12.78
21	Required pump NPSH m		Efficiency	%

## Materials

22	Impeller	AISI 316L		
23	Casing	AISI 316L		
24	Shaft	AISI 316L		
25				
26				
27				

## Motor

28	Manufacturer	LAFERT	Insulation class	F
29	Type	TEFC_3P 40-200/156_460_Three Phase	Phases	3~
30	Specific design	IE2 / 60 Hz / Pole pairs 1	Frame size	
31	Rated power kW	15	Weight	kg
32	Number of poles	2	Electric voltage	V 460
33	Speed rpm	3500	Electric current	A 23.3
34	Degree of protection	IP 55		
35				

## Remarks

# Performance Curve

Pump Name

3LP 40-200/156

Customer	Date	2024-06-20	Company
Contact	Item no.		Issued by
Phone	Project		Phone
E-mail	Project ID	Project redenumit 2024-06-20 10:03:09	E-mail

## Requested data

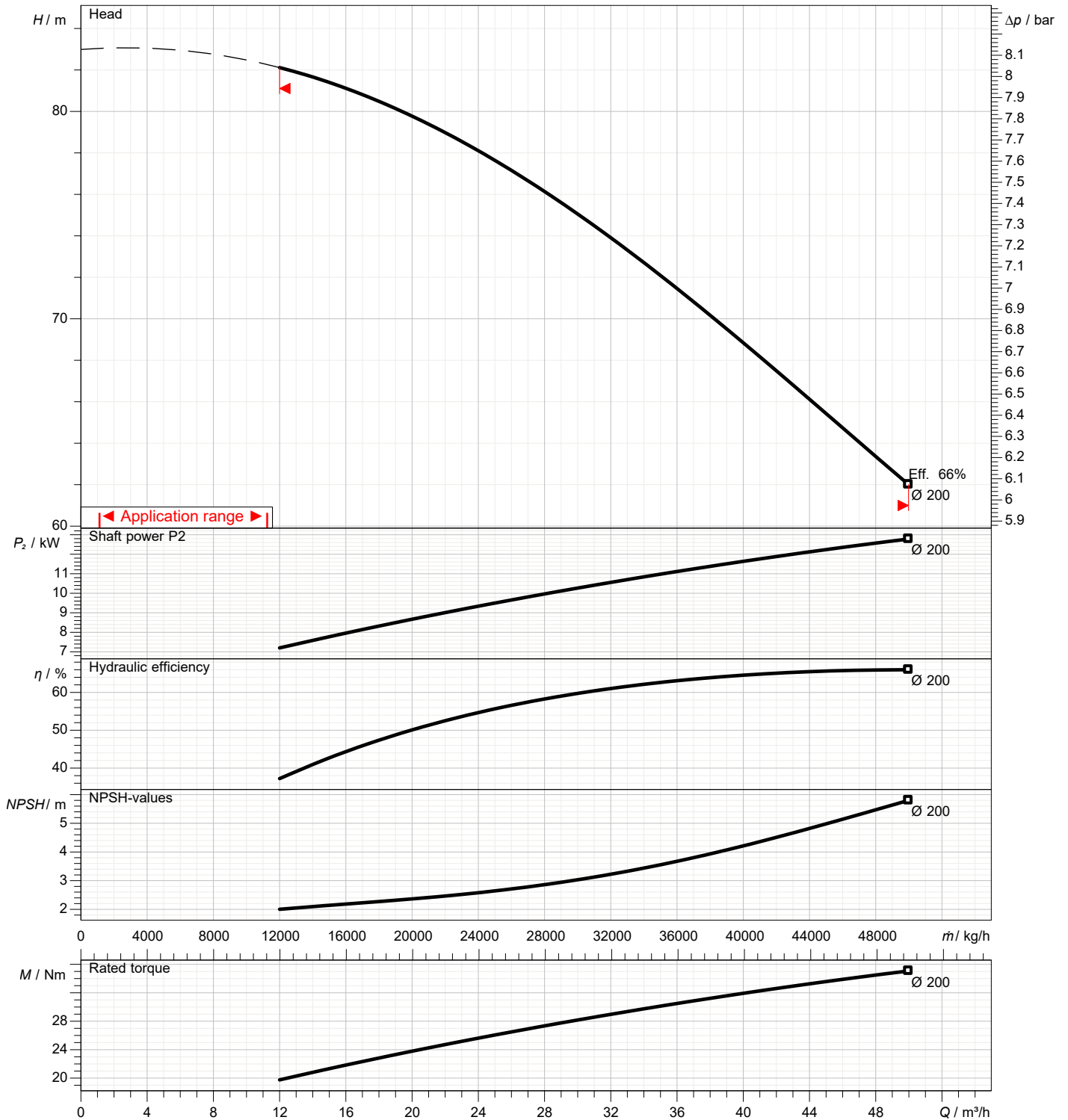
1	Flow	m³/h	
2	Head	m	
3	Geodetic head	m	

## Pump

Operating flow	m³/h		Frequency	Hz	60
Operating head	m		Number of poles		2
Impeller diameter designed	mm	200	Speed	rpm	3480

Test standard: ISO 9906:2012 - Grade3B

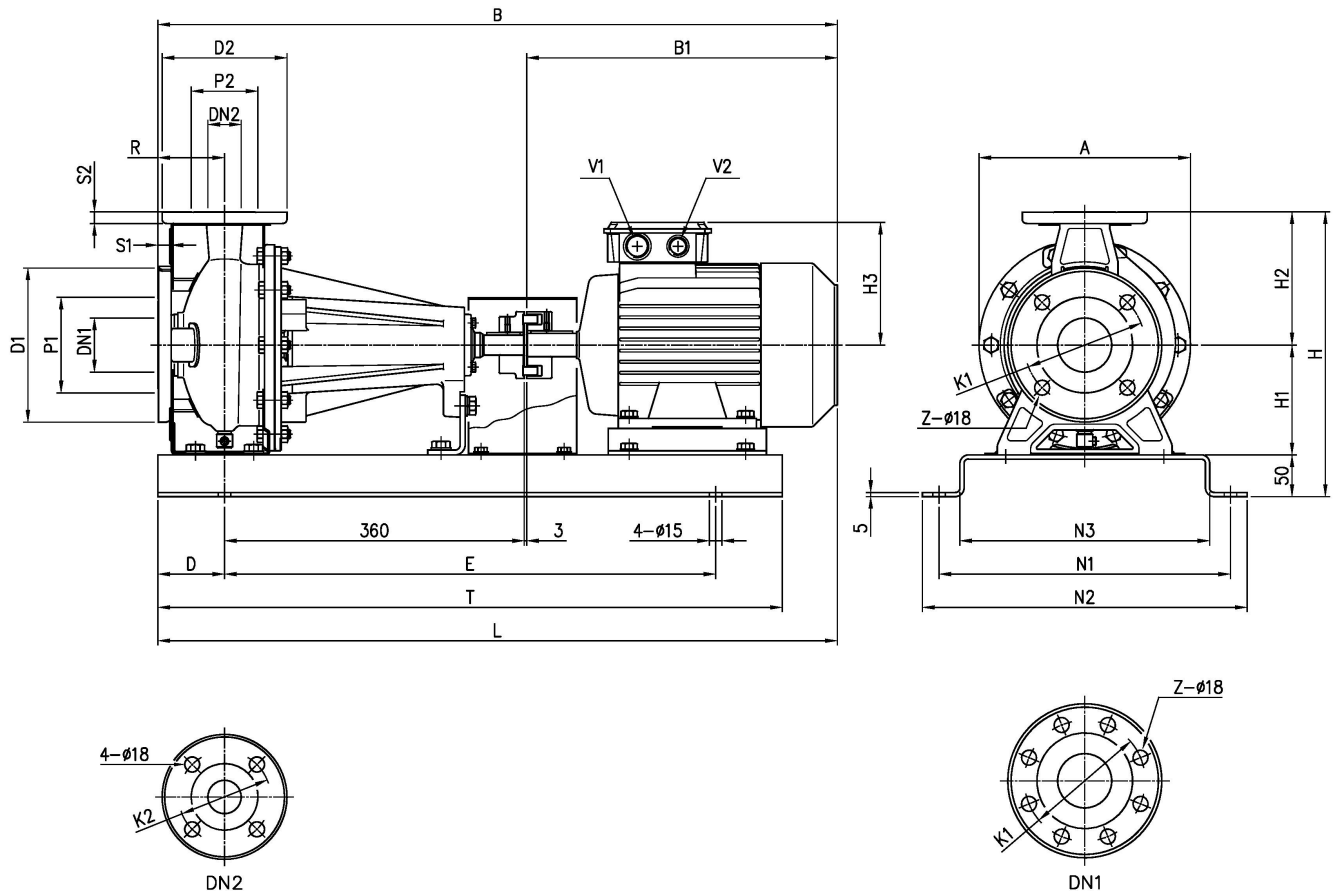
Water; 20°C; 998.3kg/m³; 1mm²/s



# Dimensions

Pump Name 3LP 40-200/156

Customer	Date 2024-06-20	Company
Contact	Item no.	Issued by
Phone	Project	Phone
E-mail	Project ID Proiect redenumit 2024-06-20 10:03:09	E-mail



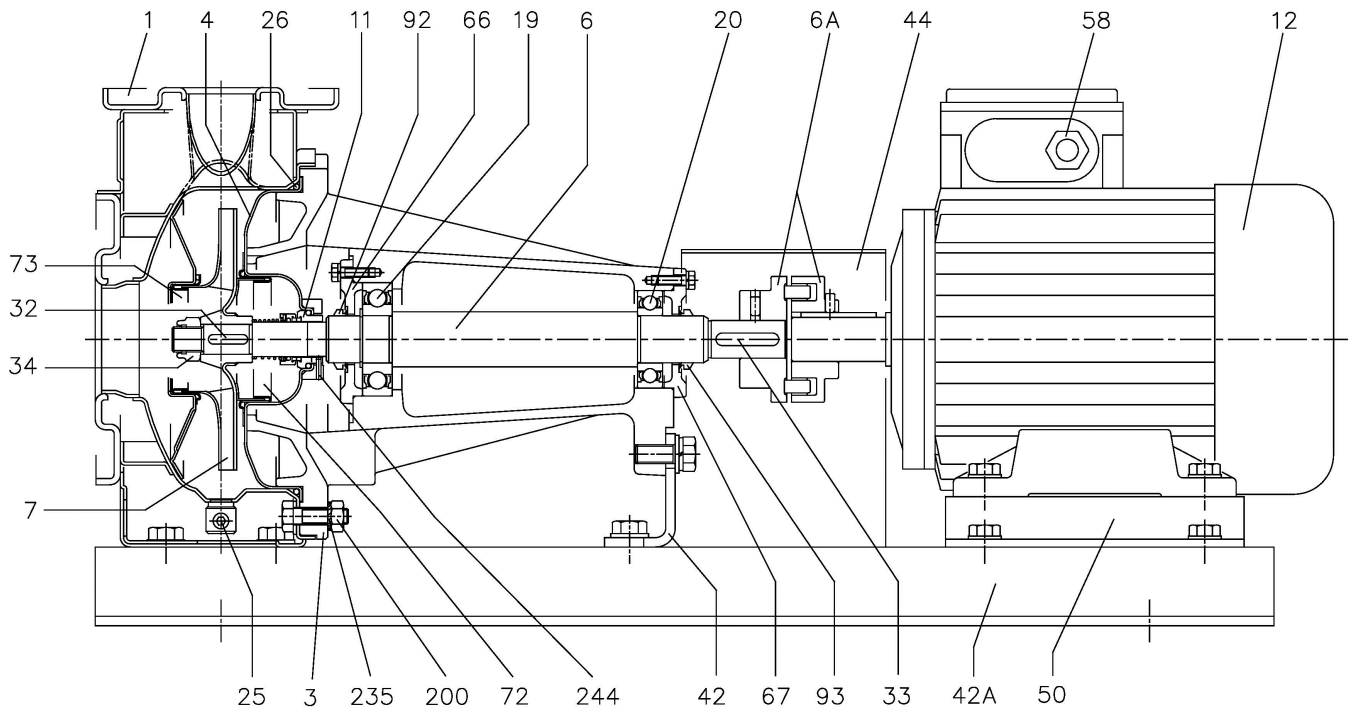
Dimensions in		mm		
1	A	296	H2	180
2	B	1071	H3	238
3	B1	608	L	1071
4	D	100	N1	380
5	Dia D1	185	N2	420
6	Dia D2	150	N3	330
7	Dia DN1	65	R	100
8	Dia DN2	40	S1	16
9	Dia K1	145	S2	14
10	Dia K2	110	T	1000
11	Dia P1	115	V1	M40x1,5
12	Dia P2	80	V2	M40x1,5
13	E	800	Weight P&M	134,9 kg
14	H	390	Z	4
15	H1	160		

(1/3)

# Construction

Pump Name 3LP 40-200/156

Customer	Date 2024-06-20	Company
Contact	Item no.	Issued by
Phone	Project	Phone
E-mail	Project ID Proiect redenumit 2024-06-20 10:03:09	E-mail



(2/3)

# Construction

Pump Name 3LP 40-200/156

Customer	Date	2024-06-20	Company
Contact	Item no.		Issued by
Phone	Project		Phone
E-mail	Project ID	Proiect redenumit 2024-06-20 10:03:09	E-mail

N°	PART NAME	MATERIAL		DIMENSIONS	STANDARD	Q.TY	
		3P	3LP				
1	Casing	EN 1.4301 (AISI 304)	EN 1.4404 (AISI 316L)			1	
3	Support	Cast iron EN-GJL-200-EN 1561				1	
4	Casing cover	EN 1.4301 (AISI 304)	EN 1.4404 (AISI 316L)			1	
6	Shaft - Part in contact with liquid	EN 1.4301 (AISI 304)	EN 1.4404 (AISI 316L)			1	
6A	Flexible coupling	Cast iron EN-GJL-250-EN 1561				1	
7	Impeller	EN 1.4301 (AISI 304)	EN 1.4404 (AISI 316L)			1	
		[6]	EN 1.4401 (AISI 316)				
11	Mechanical seal	[5]	-			1	
12	Motor		-			1	
19	Bearing		-			1	
20	Bearing		-			1	
25	Draining plug	EN 1.4401 (AISI 316) / PTFE		R 1/8" L=8	DIN 906	1	
26	O-ring	32-125, 40-125 32-160, 40-160, 50-125, 65-125 32-200, 40-200, 50-160, 65-160, 65-200	NBR/FPM/EPDM	FPM/EPDM	158.11x5.34 183.52x5.34 227.96x5.34	OR 6625 OR 6720 OR 6895	1
32	Key	Up to 11 kW 15 kW and above	EN 1.4401 (AISI 316)		6x6x25 8x7x30	UNI 6604	1
33	Key		C 40		8x7x40	UNI 6604	1
34	Impeller nut	Up to 11kW 15 kW and above	EN 1.4301 (AISI 304)	EN 1.4404 (AISI 316L)	M16x1.5 M20x1.5	UNI 7474	1
42	Pump support		Fe 37 Zncate			EBARA DRAWING	1
42A	Base		Fe 37 Zncate				1
44	Protection		Fe 37 Zncate				1
50	Foot		Aluminium / Zncate steel				1
58	Fasting nut		-				1
66	Impeller side bearing cover		Cast iron EN-GJL-200-EN 1561				1
67	Motor side bearing cover		Cast iron EN-GJL-200-EN 1561				1
72	Casing ring [1]		EN 1.4301 (AISI 304)	EN 1.4404 (AISI 316L)			1
73	Casing ring (not for 65 version)		EN 1.4301 (AISI 304)	EN 1.4404 (AISI 316L)			1
92	V-ring		-		VS - 0030		1
93	V-ring		-		VS - 0030		1
200	Screw	32-125, 40-125 32-160, 32-200, 40-160, 40-200, 50-125, 50-160, 65-125, 65-160, 65-200	Stainless steel A2 70 class ISO 3506/1		M 8x30	UNI 5739	8
					M 10x35	UNI 5739	[2]
235	Washer	32-125, 40-125 32-160, 32-200, 40-160, 40-200, 50-125, 50-160, 65-125, 65-200, 65-160	EN 1.4301 (AISI 304)		M 8,4x17	UNI 6592	8
					M 10,5x21		[2]
244	Pin	[3]	/	EN 1.4301 (AISI 304)	4x15		1

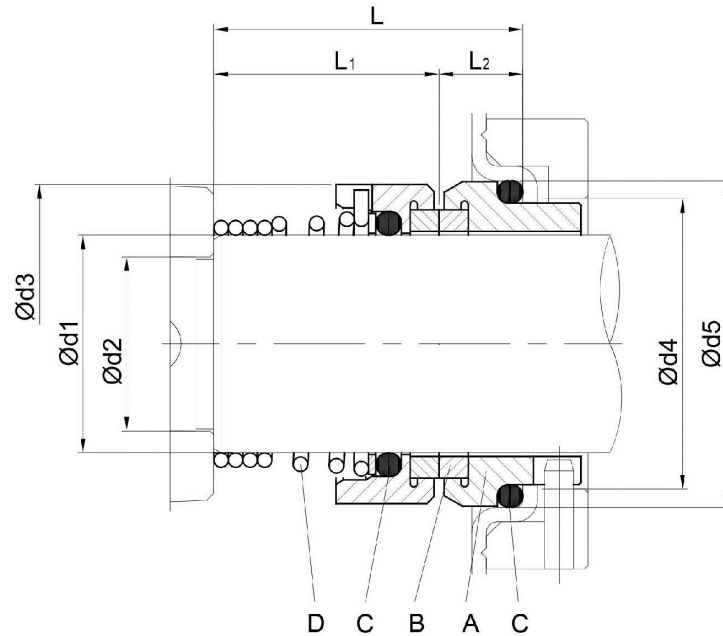
- [1] For version: 32-200/5.56, 40-200/9.26,
- [2] Quantity =10 for 32-160, 40-160, 50-125, 65-125  
Quantity =12 for 32-200, 40-200, 50-160, 65-160, 65-200
- [3] Only for 65-160/156 and 65-200
- [4] See **CONSTRUCTION 3**, "O-ring" column
- [5] See **CONSTRUCTION 3**
- [6] Only for 65-125/160/200

(3/3)

# Construction

Pump Name 3LP 40-200/156

Customer	Date 2024-06-20	Company
Contact	Item no.	Issued by
Phone	Project	Phone
E-mail	Project ID Proiect redenumit 2024-06-20 10:03:09	E-mail



Version	Pump type	Dimensions [mm]							Material Standard				
		d1	d2	d3	d4	d5	L	L1	L2	A Stationary seal ring	B Rotary seal ring	C O-ring	D Frame + spring
L	32-125/160/200 40-125/160/200 50-125/160 65-125 65-160/7,56-9,26-116	22	19	36	31	37	37.5	27.5	9.5	SiC	SiC	FPM	EN 1.4401 (AISI 316)