

Technical Data

Pump Name

3LP 80-200/22

Customer	Date	10.06.2024	Company
Contact	Item no.		Issued by
Phone	Project		Phone
E-mail	Project ID		E-mail

Requested data

1	Pump type	CENTRIFUGAL PUMPS	Fluid	Water
2	Number of pumps / Reserve	1 / 0	Liquid temperature	°C 20
3	Flow m³/h		Kin. viscosity	cSt 1.005
4	Head m		Vapour pressure	kPa 2.34
5	Geodetic head m		PH value	
6	Inlet pressure (pin) kPa	0	Density	kg/m³ 998.3
7	Available system NPSH		Solids	Weight % 0
8	Ambient temperature °C	20		

Pump

9	Pump Name	3LP 80-200/22	Frequency	Hz 50
10	Design	CENTRIFUGAL PUMPS	Installation type	STANDARD
11	Manufacturer	EBARA	Impeller Diameter	Max. mm 196
12	Speed rpm	2900		Designed mm 196
13	No. of Stage	1		Min. mm 196
14	Connection Suction side	DIN 2532	Flow	Operating m³/h
15	Connection Discharge side	DIN 2532		Max- m³/h 216
16	Max Working Pressure kPa	1000		Min- m³/h 78
17	Shut-off head kPa	489.69	Head	Operating m
18	Total weight kg	See the table of "Dimensions".		- (Qmax.) m 25.0
19	Shaft power kW			- (Qmin.) m 47.9
20			Max. Shaft Power at max. impeller	kW 21.63
21	Required pump NPSH m		Efficiency	%

Materials

22	Impeller	CF8M	
23	Casing	CF8M	
24	Shaft	AISI 316L	
25			
26			
27			

Motor

28	Manufacturer	LAFERT	Insulation class	F
29	Type	TEFC_3LP80-200/22_400_Three Phase	Phases	3~
30	Specific design	IE3 / 50 Hz / Pole pairs 1	Frame size	180
31	Rated power kW	22	Weight	kg 163
32	Number of poles	2	Electric voltage	V 400
33	Speed rpm	2900	Electric current	A 38
34	Degree of protection			
35				

Remarks

Performance Curve

Pump Name

3LP 80-200/22

Customer	Date	10.06.2024	Company
Contact	Item no.		Issued by
Phone	Project		Phone
E-mail	Project ID		E-mail

Requested data

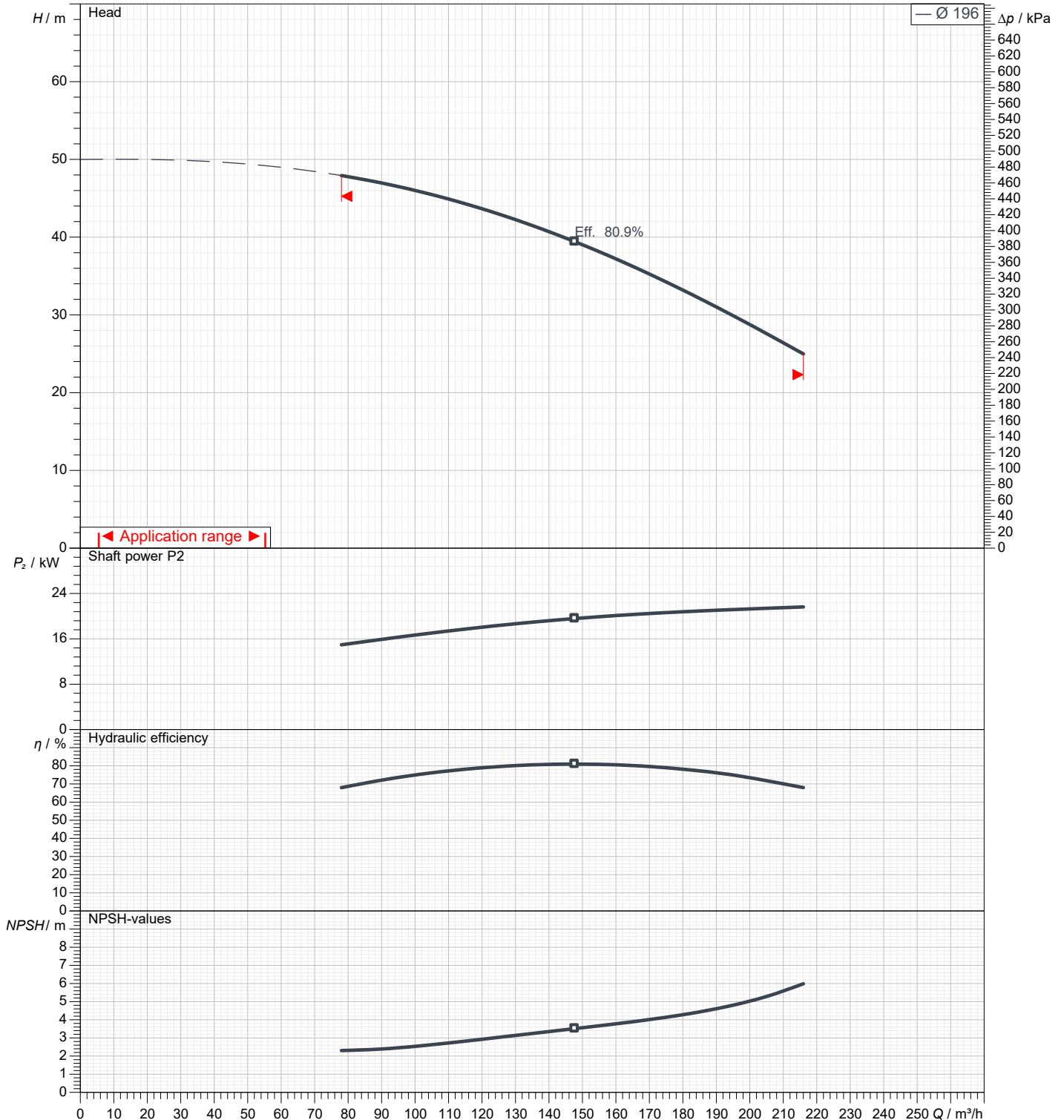
1	Flow	m³/h	
2	Head	m	
3	Geodetic head	m	

Pump

Operating flow	m³/h		Frequency	Hz	50
Operating head	m		Number of poles		2
Impeller diameter designed	mm	196	Speed	rpm	2900

Test standard: ISO 9906:2012 - Grade3B

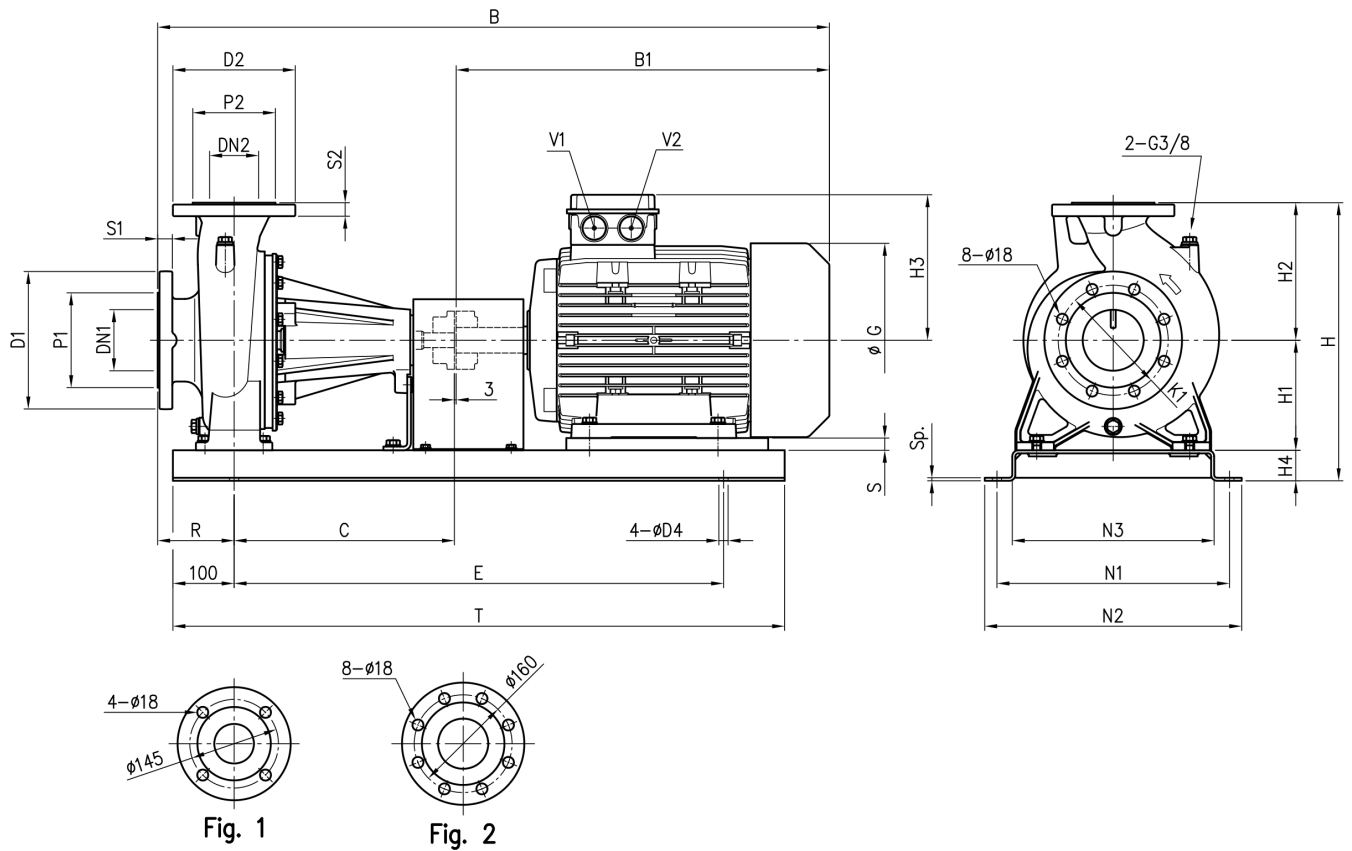
Water; 20°C; 998.3kg/m³; 1cSt



Dimensions

Pump name 3LP 80-200/22

Customer	Date 10.06.2024	Company
Contact	Item no.	Issued by
Phone	Project	Phone
E-mail	Project ID	E-mail



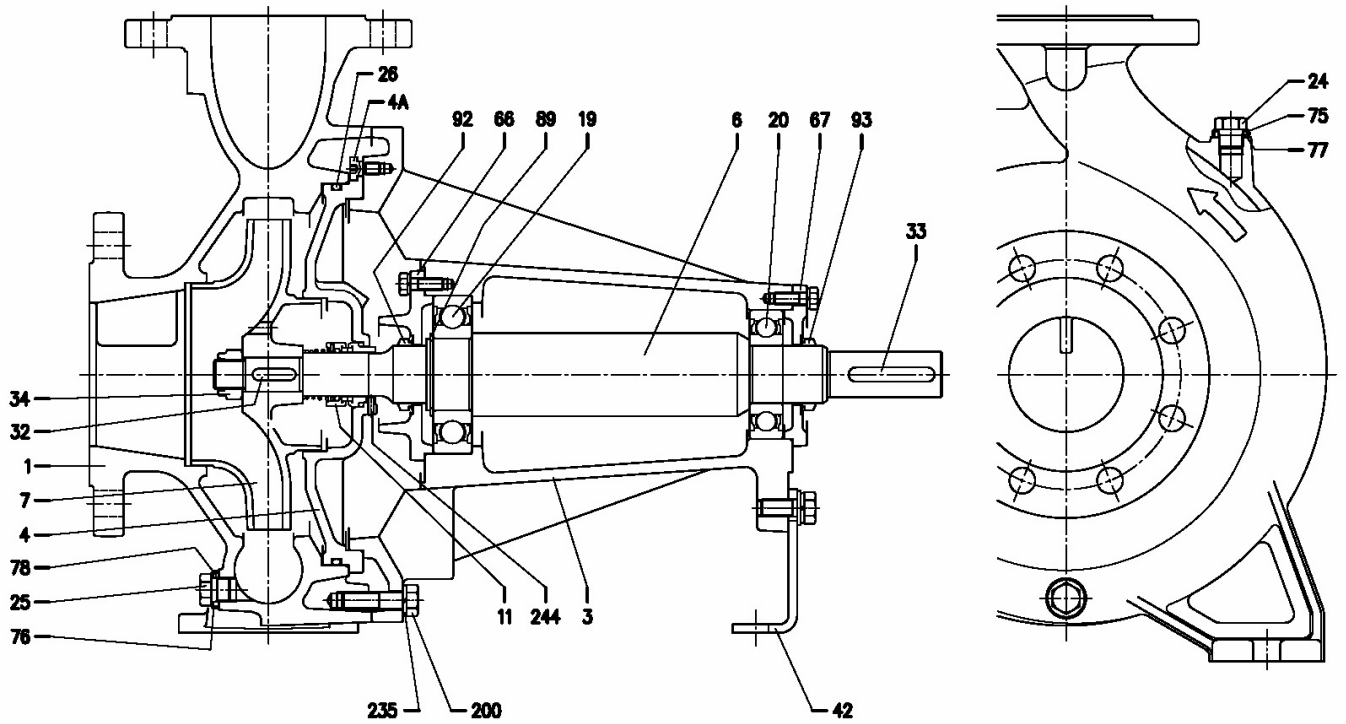
Dimensions in		mm		
1	B	1285	H2	250
2	B1	687	H3	268
3	C	470	H4	60
4	D4	19	N1	530
5	Dia D1	225	N2	590
6	Dia D2	200	N3	460
7	Dia DN1	100	R	125
8	Dia DN2	[80 Fig.2]	S1	24
9	Dia K1	180	S2	22
10	Dia P1	155	Sp	8
11	Dia P2	135	T	1200
12	E	1000	V1	[M32x1].5
13	G	360	V2	[M32x1].5
14	H	490	Weight P&M	259 kg
15	H1	180		

(1/4)

Construction

Pump name 3LP 80-200/22

Customer	Date 10.06.2024	Company
Contact	Item no.	Issued by
Phone	Project	Phone
E-mail	Project ID	E-mail

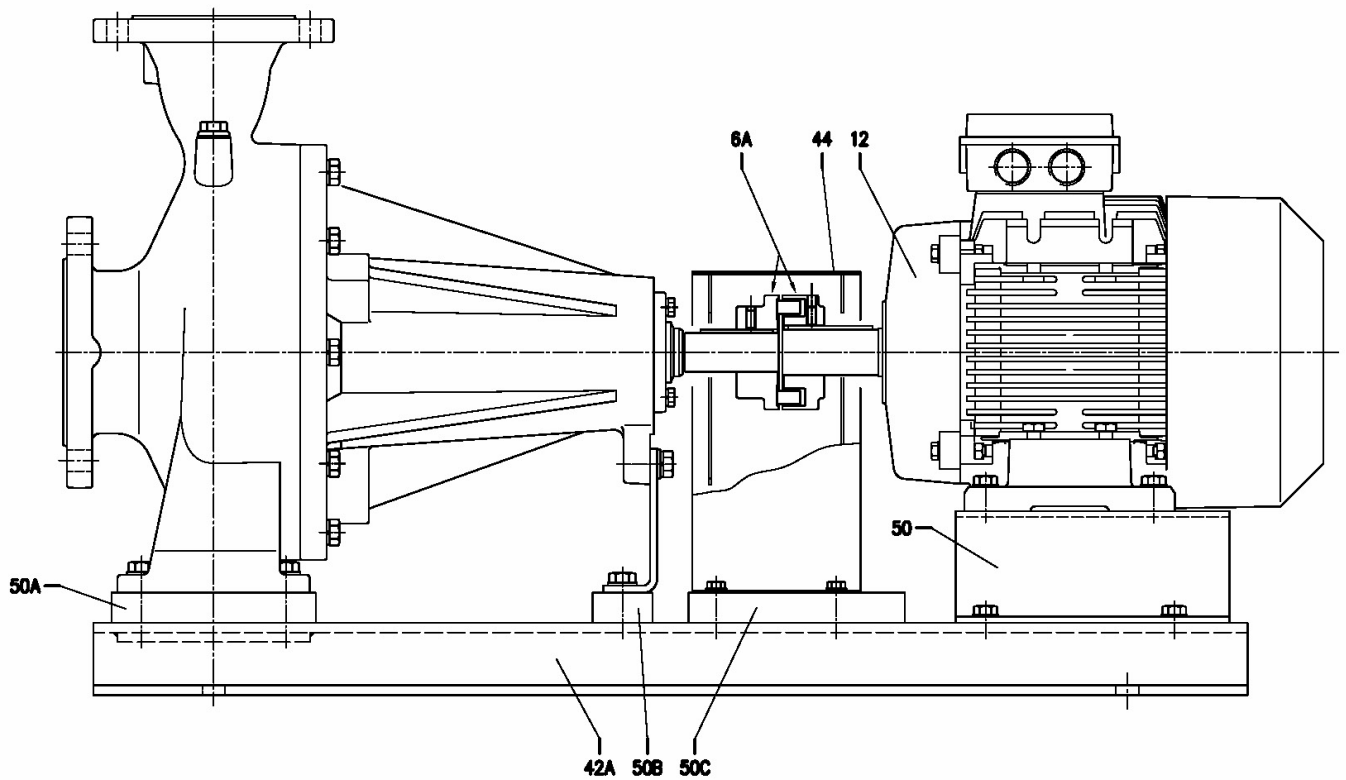


(2/4)

Construction

Pump name 3LP 80-200/22

Customer	Date 10.06.2024	Company
Contact	Item no.	Issued by
Phone	Project	Phone
E-mail	Project ID	E-mail



(3/4)**Construction**

Pump name 3LP 80-200/22

Customer	Date 10.06.2024	Company
Contact	Item no.	Issued by
Phone	Project	Phone
E-mail	Project ID	E-mail

N°	PART NAME	MATERIAL	DIMENSIONS	STANDARD	Q.TY
1	Casing	CF8M - EN 1.4408 (AISI 316))			1
3	Support	Cast iron EN-GJL-200-EN 1561			1
4	Casing cover	EN 1.4401 (AISI 316)			1
4A	Screw for casing cover	EN 1.4301 (AISI 304)			2
6	Shaft	EN 1.4462 (Duplex stainless steel) - Wet extension			1
6A	Flexible coupling [6]	Cast iron EN-GJL-250-EN 1561			1
7	Impeller	CF8M - EN 1.4408 (AISI 316)			1
11	Mechanical seal [5]	-			1
12	Motor	-			1
19	Bearing	-			1
20	Bearing [7]	-			1
24	Plug	EN 1.4404 (AISI 316L)	G3/8		1
25	Plug	EN 1.4404 (AISI 316L)	G3/8		1
26	O-ring [4]	FPM/EPDM	253.36x5.34	OR 6995	1
32	Key 65-250 d=24 mm 80-200	EN 1.4401 (AISI 316)	8x7x30	UNI 6604	1
					1
			8x7x40		1
33	Key 80-250 d=29 mm	C 40	10x8x60	UNI 6604	1
34	impeller nut 65-250 d=24 mm 80-200	EN 1.4404 (AISI 316L)	M20x1.5	UNI 7474	1
					1
			M24x2		1
42	Pump support	Zincate steel			1
42A	Base	Zincate steel			1
44	Protection	Zincate steel			1
50	Foot	Aluminium			0
50A	Spacer	Aluminium			[1]
50B	Spacer	Aluminium			[2]
50C	Spacer for protection	Aluminium			[3]
66	Impeller side bearing cover	Cast iron EN-GJL-200-EN 1561			1
67	Motor side bearing cover	Cast iron EN-GJL-200-EN 1561			1
75	Washer (plug)	EN 1.4404 (AISI 316L)			1
76	Washer (plug)				1
77	O-ring (plug)	FPM/EPDM			1
78	O-ring (plug) [4]				1
89	Snap ring	Carbon tool steels TC 80	Ø 50	UNI 7435	1
92	V-ring	-	VS-0040		1
93	V-ring				
200	Screw	Stainless steel A2 70 class ISO 3506/1	M 12x45	UNI 5739	10
235	Washer	EN 1.4301 (AISI 304)	13	UNI 8842	10
244	Pin [3]	EN 1.4301 (AISI 304)	4x12	UNI 6873	1

[1] Quantity =0 for 65-250, 80-200/226 and 80-250/556

Quantity =2 for 80-200/306, 80-200/376 and 80-250/456

[2] Quantity =0 for 65-250, 80-200/226 and 80-250/556

Quantity =2 for 80-200/306, 80-200/376 and 80-250/456

[3] Not for H, HW, HSW, E version.

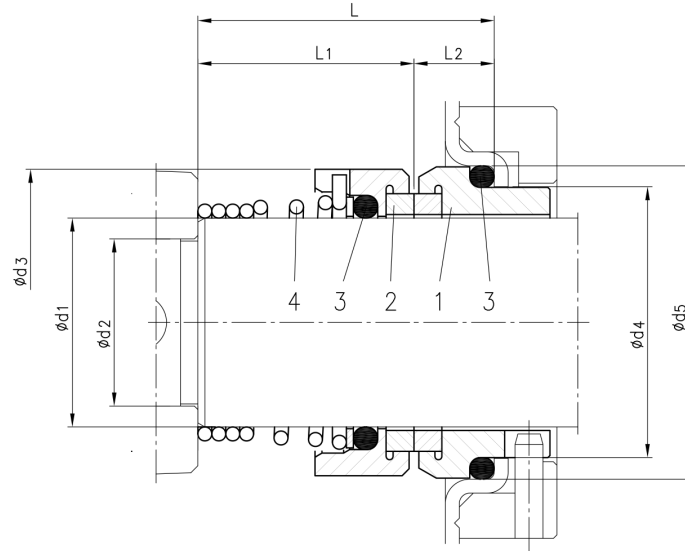
[4] See **MECHANICAL SEAL**, "O-ring" column, see CONSTRUCTION 3[5] See **MECHANICAL SEAL**, see CONSTRUCTION 3[6] See **FLEXIBLE COUPLING**, see CONSTRUCTION 3[7] See **BEARINGS**,

(4/4)

Construction

Pump name 3LP 80-200/22

Customer	Date 10.06.2024	Company
Contact	Item no.	Issued by
Phone	Project	Phone
E-mail	Project ID	E-mail



Version	Pump type	Dimensions								Material			
		d1	d2	d3	d4	d5	L	L1	L2	1 Stationary seal ring	2 Rotary seal ring	3 Rubber	4 Frame + spring
L ϕ 30	65-160/15 65-200/250 80-160/200	30	24	44	39	45	42.5	31	11.5	SiC	SiC	FPM	EN 1.4571 (AISI 316Ti)
L ϕ 35	80-250	35	29	49	44	50	42.5	31	11.5				