

Technical Data

Pump Name

3LS 50-125/5.56

Customer	Date	2024-06-20	Company
Contact	Item no.		Issued by
Phone	Project		Phone
E-mail	Project ID	Proiect redenumit 2024-06-20 10:03:09	E-mail

Requested data

1	Pump type	CENTRIFUGAL PUMPS	Fluid	Water
2	Number of pumps / Reserve	1 / 0	Liquid temperature	°C 20
3	Flow	m³/h	Kin. viscosity	mm²/s 1.005
4	Head	m	Vapour pressure	bar 0.0234
5	Geodetic head	m	PH value	
6	Inlet pressure (pin)	bar 0	Density	kg/m³ 998.3
7	Available system NPSH		Solids	Weight % 0
8	Ambient temperature	°C 20		

Pump

9	Pump Name	3LS 50-125/5.56	Frequency	Hz 60
10	Design	CENTRIFUGAL PUMPS	Installation type	STANDARD
11	Manufacturer	EBARA	Impeller Diameter	Max. mm 131
12	Speed	rpm 3480		Designed mm 131
13	No. of Stage	1		Min. mm 131
14	Connection	Suction side DIN 2532	Flow	Operating m³/h
15	Connection	Discharge side DIN 2532		Max- m³/h 86
16	Max Working Pressure	bar 10		Min- m³/h 30
17	Shut-off head	bar 3.11	Head	Operating m
18	Total weight	kg See the table of "Dimensions".		- (Qmax.) m 12.6
19	Shaft power	kW		- (Qmin.) m 30.1
20			Max. Shaft Power at max. impeller	kW 5.20
21	Required pump NPSH	m	Efficiency	%

Materials

22	Impeller	AISI 316L		
23	Casing	AISI 316L		
24	Shaft	AISI 316L		
25				
26				
27				

Motor

28	Manufacturer	LAFERT	Insulation class	F
29	Type	TEFC_3S 50-125/5.56_460_Three Phase	Phases	3~
30	Specific design	IE2 / 60 Hz / Pole pairs 1	Frame size	
31	Rated power	kW 5.5	Weight	kg
32	Number of poles	2	Electric voltage	V 460
33	Speed	rpm 3500	Electric current	A 8.6
34	Degree of protection	IP 55		
35				

Remarks

Performance Curve

Pump Name

3LS 50-125/5.56

Customer	Date	2024-06-20	Company
Contact	Item no.		Issued by
Phone	Project		Phone
E-mail	Project ID	Proiect redenumit 2024-06-20 10:03:09	E-mail

Requested data

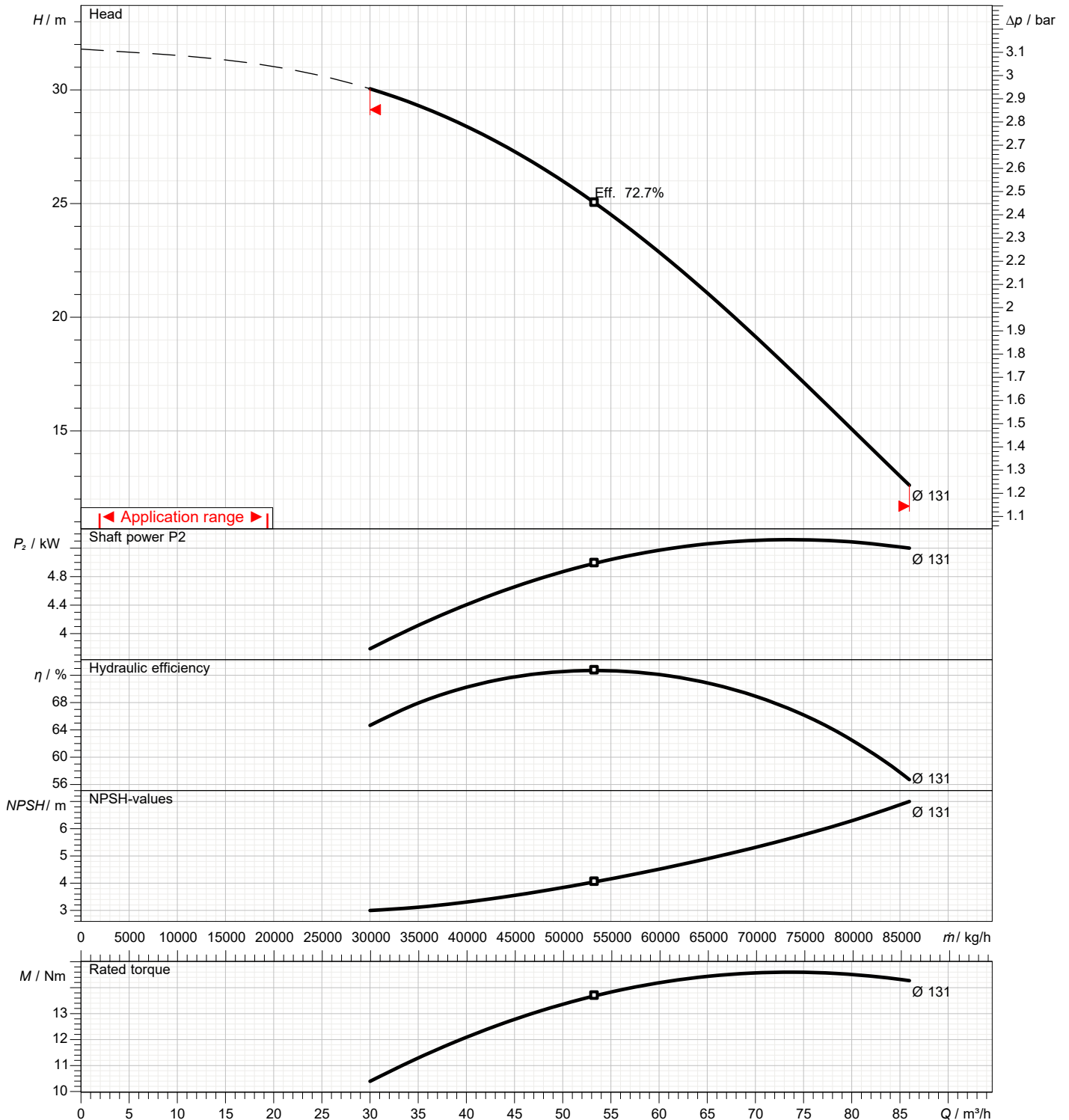
1	Flow	m³/h	
2	Head	m	
3	Geodetic head	m	

Pump

Operating flow	m³/h		Frequency	Hz	60
Operating head	m		Number of poles		2
Impeller diameter designed	mm	131	Speed	rpm	3480

Test standard: ISO 9906:2012 - Grade3B

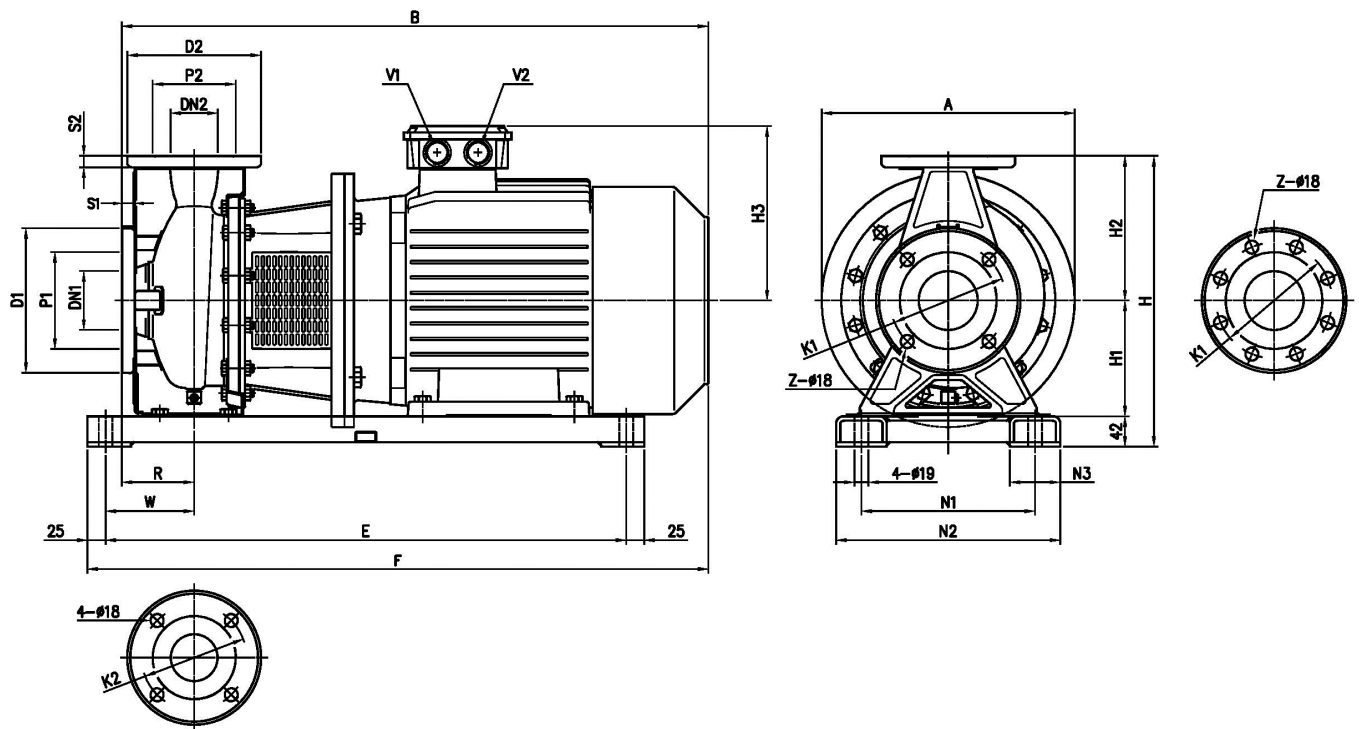
Water; 20°C; 998.3kg/m³; 1mm²/s



Dimensions

Pump Name 3LS 50-125/5.56

Customer	Date 2024-06-20	Company
Contact	Item no.	Issued by
Phone	Project	Phone
E-mail	Project ID Proiect redenumit 2024-06-20 10:03:09	E-mail



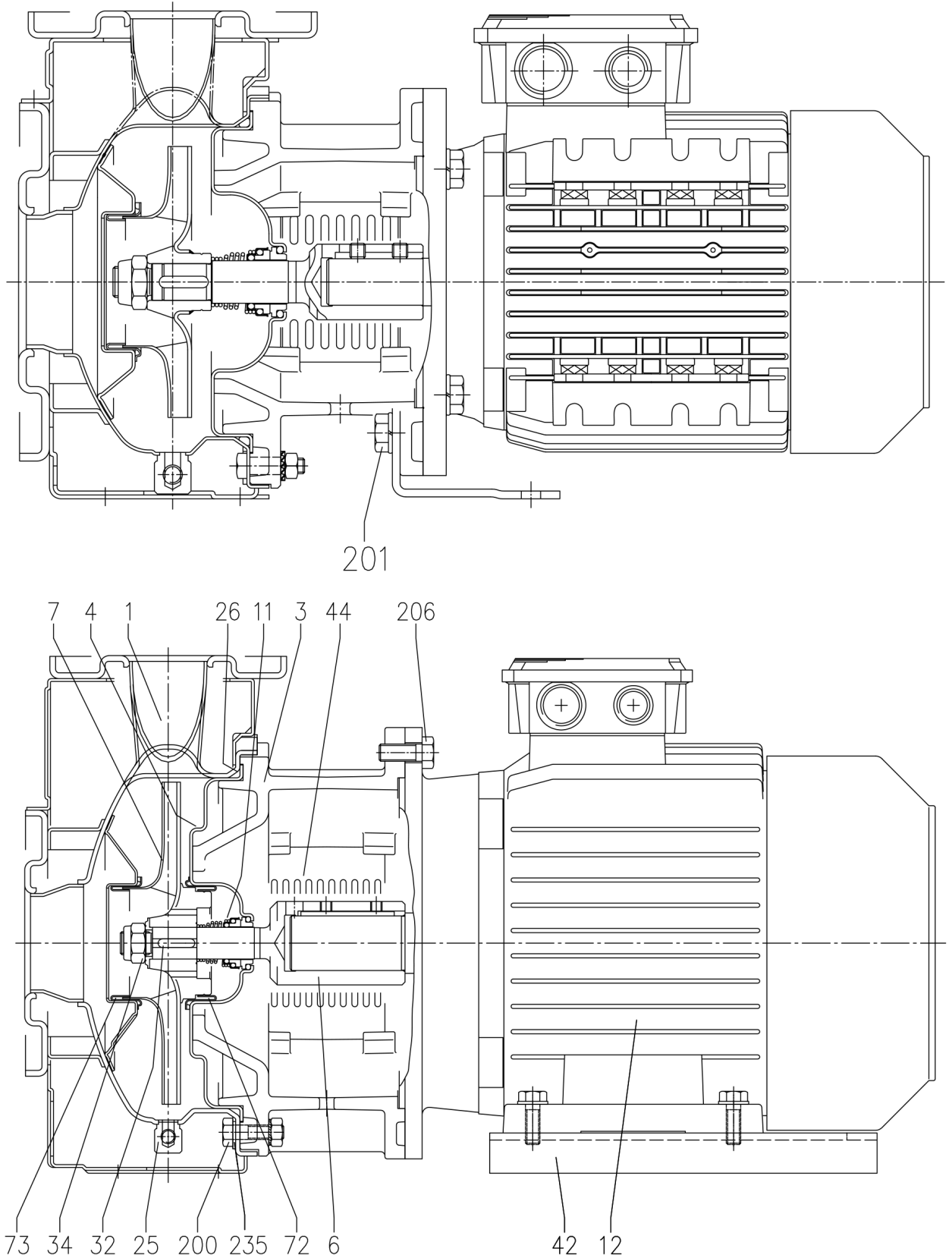
Dimensions in		mm						
1	A	300	H3	198				
2	B	627	N1	210				
3	Dia D1	185	N2	270				
4	Dia D2	165	N3	60				
5	Dia DN1	65	R	100				
6	Dia DN2	50	S1	16				
7	Dia K1	145	S2	16				
8	Dia K2	125	V1	M32x1,5				
9	Dia P1	115	V2	M32x1,5				
10	Dia P2	95	W	110				
11	E	600	Weight P&M	62,8 kg				
12	F	662	Z	4				
13	H	334						
14	H1	132						
15	H2	160						

(1/3)

Construction

Pump Name 3LS 50-125/5.56

Customer	Date 2024-06-20	Company
Contact	Item no.	Issued by
Phone	Project	Phone
E-mail	Project ID Proiect redenumit 2024-06-20 10:03:09	E-mail



(2/3)

Construction

Pump Name 3LS 50-125/5.56

Customer	Date 2024-06-20	Company
Contact	Item no.	Issued by
Phone	Project	Phone
E-mail	Project ID Proiect redenumit 2024-06-20 10:03:09	E-mail

N°	PART NAME	MATERIAL		DIMENSIONS	STANDARD	Q.TY
		3S	3LS			
1	Casing	EN 1.4301 (AISI 304)	EN 1.4404 (AISI 316L)			1
3	Motor bracket	Cast iron EN-GJL-200-EN 1561				1
3A	Adapter ring	Cast iron EN-GJL-200-EN 1561				1
4	Casing cover	EN 1.4301 (AISI 304)	EN 1.4404 (AISI 316L)			1
6	Coupling - Part in contact with liquid	EN 1.4301 (AISI 304)	EN 1.4404 (AISI 316L)			1
7	Impeller	EN 1.4301 (AISI 304)	EN 1.4404 (AISI 316L)			1
		CF8M - EN 1.4408 (AISI 316)				
11	Mechanical seal	-	-			1
12	Motor	-				1
25	Draining plug	EN 1.4401 (AISI 316) / PTFE		R 1/8" L=8	DIN 906	1
				158.11x5.34	OR 6625	
26	O-ring	NBR/FPM/EPDM	FPM/EPDM	183.52x5.34	OR 6720	1
				227.96x5.34	OR 6895	
32	Key	EN 1.4401 (AISI 316)		6x6x25	UNI 6604	1
				8x7x30		
34	Impeller nut	EN 1.4301 (AISI 304)	EN 1.4404 (AISI 316L)	M16x1.5	UNI 7474	1
				M20x1.5		
42	Foot	Aluminium / Zinc-coated steel				[2]
44	Protection	EN 1.4301 (AISI 304)			EBARA DRAWING	1
72	Casing ring	EN 1.4301 (AISI 304)	EN 1.4404 (AISI 316L)			1
73	Casing ring (not for 65 version)	EN 1.4301 (AISI 304)	EN 1.4404 (AISI 316L)			1
200	Screw	Stainless steel A2 70 class ISO 3506/1		M8x30	UNI 5739	8
				M10x35	UNI 5739	[4]
201	Screw	Zn. Steel 8.8 strenght class ISO 898/1		M10x16	UNI 5739	[5]
206	Screw for bracket	Zn. Steel 8.8 strenght class ISO 898/1		M10x40	UNI 5739	4
206-2	Screw adapter ring	Zn. Steel 8.8 strenght class ISO 898/1			UNI 5931	4
				M8.4x17	UNI 6592	8
235	Washer	Stainless steel A2 70 class ISO 3506/1		M10.5x21	UNI 6592	[4]
244	Pin	-	EN 1.4301 (AISI 304)		UNI 5931	4

[1] Only for versions 65-125/5.56 and 65-125/7.56

[2] Quantity =0 for version 65-200/226

Quantity =1 for version for 32, 40, 50, 65-125/5.56, 65-125/7.56, 65-160/116, 65-160/156, 65-200/156, 65-200/18.56

Quantity =2 for version for 65-160/9.26

[3] Only for version 32-200, 40-200, 50-160

[4] Quantity =10 for 32-160, 40-160, 50-125, 65-125

Quantity =12 for 32-200, 40-200, 50-160, 65-160, 65-200

[5] Only for version 32-125, 32-160, 40-125

[6] Only for 65-160/156, 65-200

[7] See **MECHANICAL SEAL**, see CONSTRUCTION 3

[8] See **MECHANICAL SEAL**, "O-ring" column, see CONSTRUCTION 3

[9] Only for version 65-125/160/200

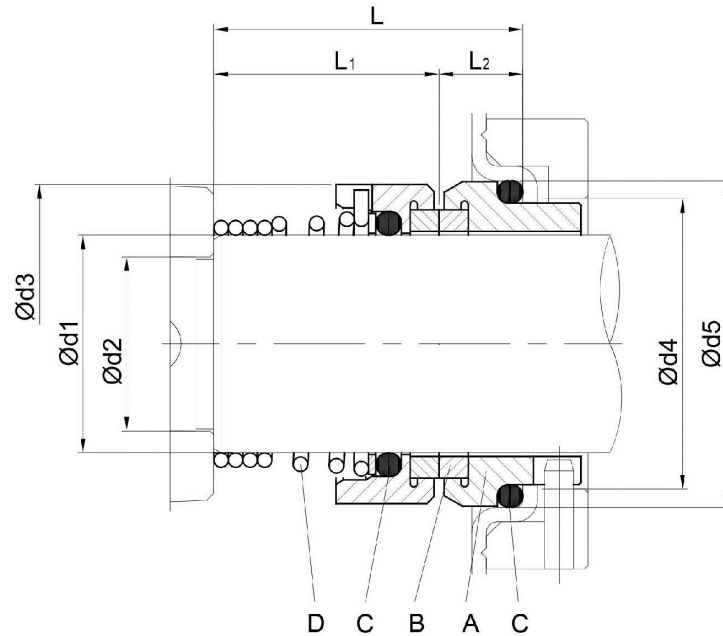
[10] See **COUPLING**, see CONSTRUCTION 3

(3/3)

Construction

Pump Name 3LS 50-125/5.56

Customer	Date 2024-06-20	Company
Contact	Item no.	Issued by
Phone	Project	Phone
E-mail	Project ID Proiect redenumit 2024-06-20 10:03:09	E-mail



Version	Pump type	Dimensions [mm]							Material Standard				
		d1	d2	d3	d4	d5	L	L1	L2	A Stationary seal ring	B Rotary seal ring	C O-ring	D Frame + spring
L	32-125/160/200 40-125/160/200 50-125/160 65-125 65-160/7,56-9,26-116	22	19	36	31	37	37.5	27.5	9.5	SiC	SiC	FPM	EN 1.4401 (AISI 316)