

Technical Data

Pump Name

3M 40-200/156 IE3

Customer	Date	2024-06-20	Company
Contact	Item no.		Issued by
Phone	Project		Phone
E-mail	Project ID	Proiect redenumit 2024-06-20 10:03:09	E-mail

Requested data

1	Pump type	CENTRIFUGAL PUMPS	Fluid	Water
2	Number of pumps / Reserve	1 / 0	Liquid temperature	°C 20
3	Flow m³/h		Kin. viscosity	mm²/s 1.005
4	Head m		Vapour pressure	bar 0.0234
5	Geodetic head m		PH value	
6	Inlet pressure (pin) bar	0	Density	kg/m³ 998.3
7	Available system NPSH		Solids	Weight % 0
8	Ambient temperature °C	20		

Pump

9	Pump Name	3M 40-200/156 IE3	Frequency	Hz	60
10	Design	CENTRIFUGAL PUMPS	Installation type		STANDARD
11	Manufacturer	EBARA	Impeller Diameter	Max. mm	200
12	Speed rpm	3480		Designed mm	200
13	No. of Stage	1		Min. mm	200
14	Connection Suction side	DIN 2532	Flow	Operating m³/h	
15	Connection Discharge side	DIN 2532		Max- m³/h	50
16	Max Working Pressure bar	10		Min- m³/h	12
17	Shut-off head bar	8.13	Head	Operating m	
18	Total weight kg	See the table of "Dimensions".		- (Qmax.) m	62.0
19	Shaft power kW			- (Qmin.) m	82.1
20			Max. Shaft Power at max. impeller	kW	12.78
21	Required pump NPSH m		Efficiency	%	

Materials

22	Impeller	AISI 304		
23	Casing	AISI 304		
24	Shaft	AISI 304		
25				
26				
27				

Motor

28	Manufacturer	EPE Standard	Insulation class	F
29	Type	TEFC_3M 40-200/156_460_Three Phase	Phases	3~
30	Specific design	IE3 / 60 Hz / Pole pairs 1	Frame size	
31	Rated power kW	15	Weight	kg
32	Number of poles	2	Electric voltage	V 460
33	Speed rpm	3500	Electric current	A 23
34	Degree of protection	IP 55		
35				

Remarks

Performance Curve

Pump Name

3M 40-200/156 IE3

Customer	Date	2024-06-20	Company
Contact	Item no.		Issued by
Phone	Project		Phone
E-mail	Project ID	Project redenumit 2024-06-20 10:03:09	E-mail

Requested data

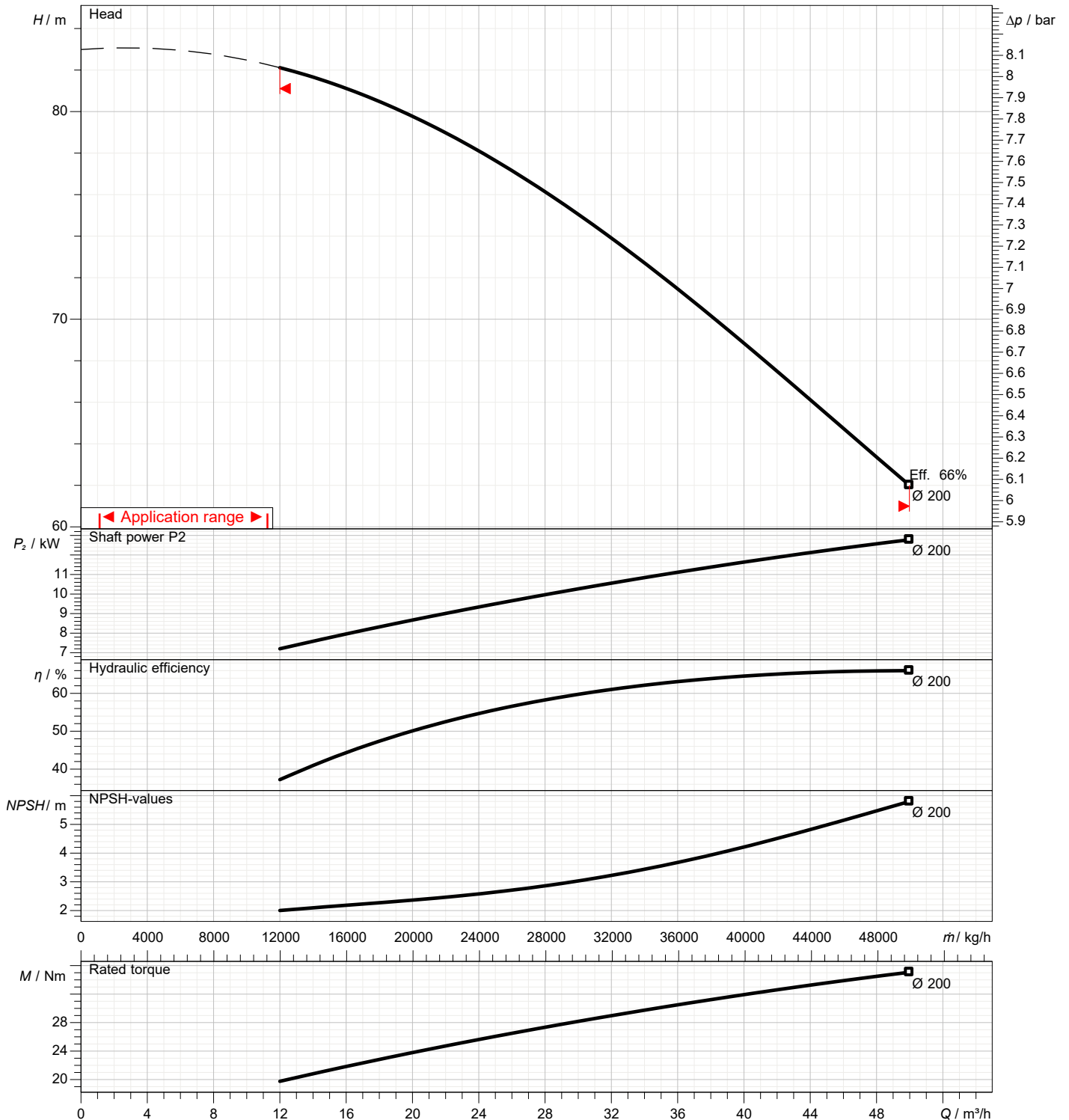
1	Flow	m³/h	
2	Head	m	
3	Geodetic head	m	

Pump

Operating flow	m³/h		Frequency	Hz	60
Operating head	m		Number of poles		2
Impeller diameter designed	mm	200	Speed	rpm	3480

Test standard: ISO 9906:2012 - Grade3B

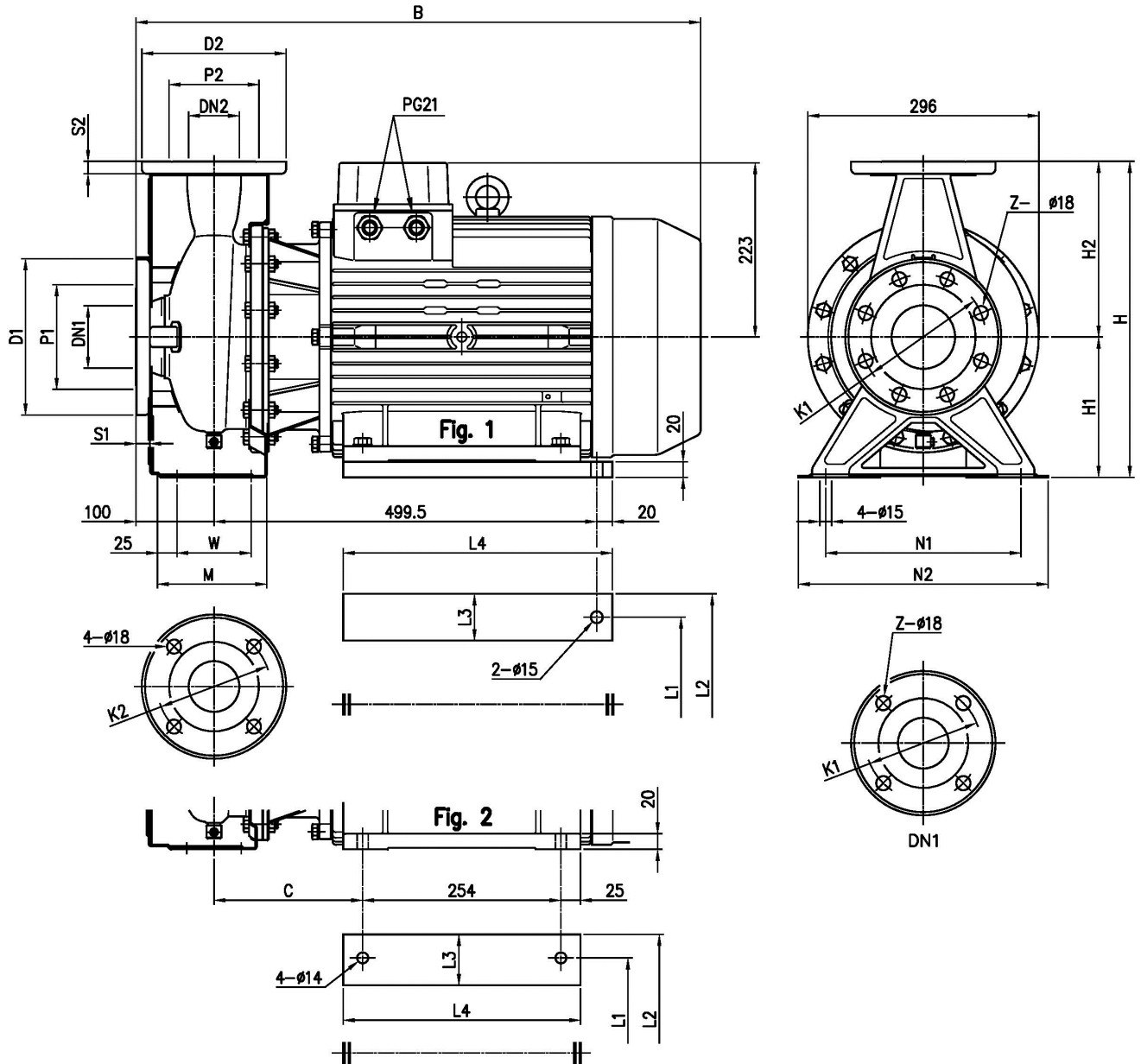
Water; 20°C; 998.3kg/m³; 1mm²/s



Dimensions

Pump Name 3M 40-200/156 IE3

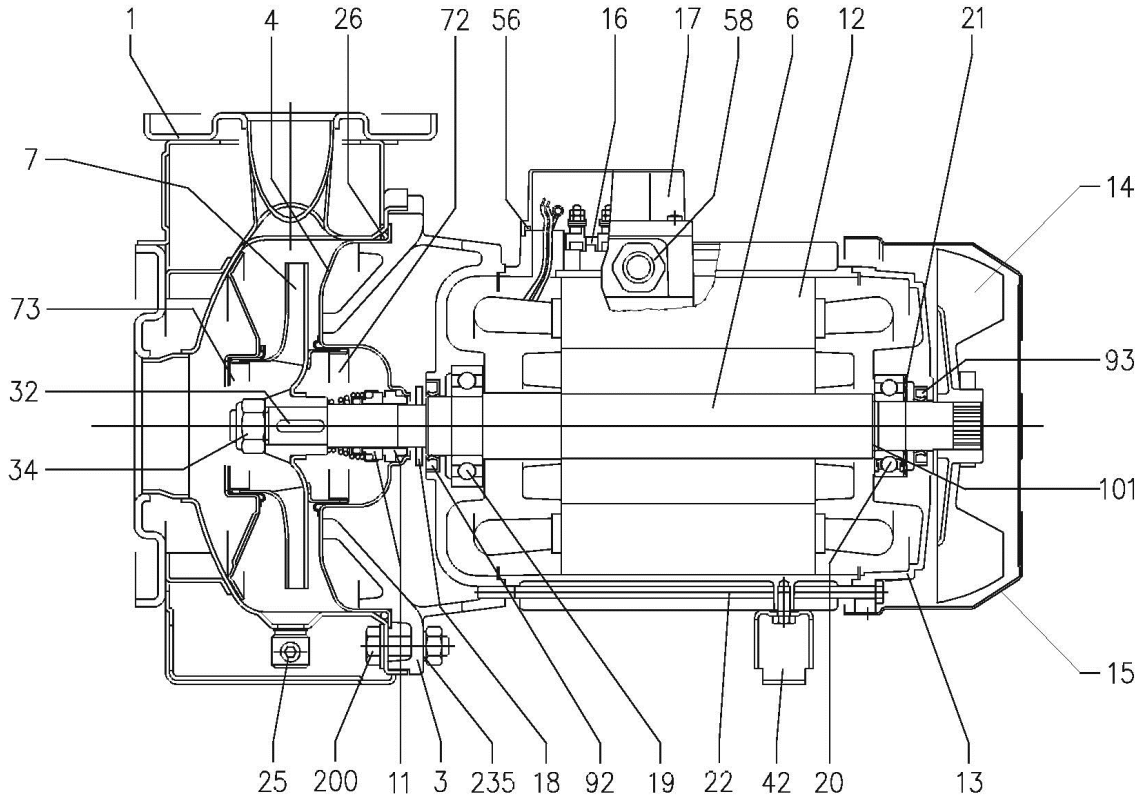
Customer	Date 2024-06-20	Company
Contact	Item no.	Issued by
Phone	Project	Phone
E-mail	Project ID Proiect redenumit 2024-06-20 10:03:09	E-mail



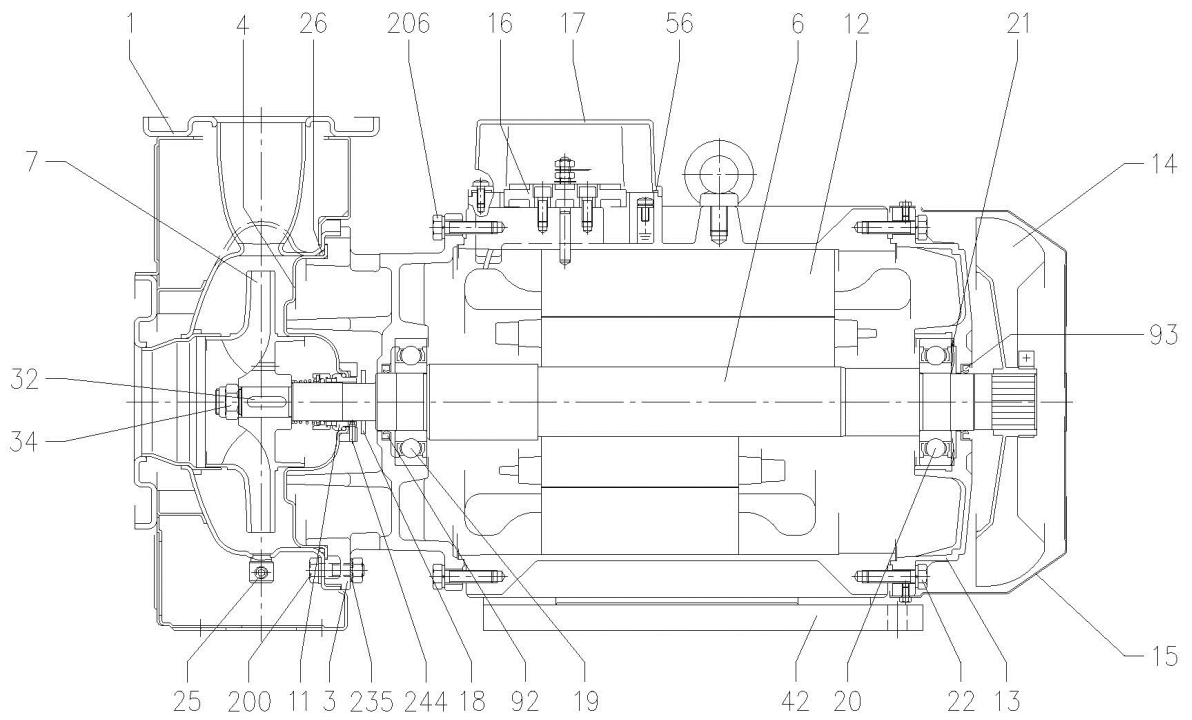
Dimensions in		mm		
1	B	723	L2	318
2	C	190.5	L3	64
3	Dia D1	185	L4	304
4	Dia D2	150	M	115
5	Dia DN1	65	N1	212
6	Dia DN2	40	N2	265
7	Dia K1	145	S1	16
8	Dia K2	110	S2	14
9	Dia P1	115	W	70
10	Dia P2	80	Weight P&M	106,1 kg
11	Fig	2	Z	4
12	H	340		
13	H1	160		
14	H2	180		
15	L1	254		

Customer	Date 2024-06-20	Company
Contact	Item no.	Issued by
Phone	Project	Phone
E-mail	Project ID Proiect redenumit 2024-06-20 10:03:09	E-mail

UP TO 11 kW



15 kW AND ABOVE



(2/3)

Construction

Pump Name 3M 40-200/156 IE3

Customer	Date	2024-06-20	Company
Contact	Item no.		Issued by
Phone	Project		Phone
E-mail	Project ID	Proiect redenumit 2024-06-20 10:03:09	E-mail

N°	PART NAME	MATERIAL		DIMENSIONS	STANDARD	Q.TY
		3M	3LM			
1	Casing	EN 1.4301 (AISI 304)	EN 1.4404 (AISI 316L)			1
3	Motor bracket	[3]	-			1
4	Casing cover	EN 1.4301 (AISI 304)	EN 1.4404 (AISI 316L)			1
6	Shaft with rotor-Part in contact with liquid	EN 1.4301 (AISI 304)	EN 1.4404 (AISI 316L)			1
7	Impeller	EN 1.4301 (AISI 304)	EN 1.4404 (AISI 316L)			1
11	Mechanical seal	[5]	-			1
12	Motor frame with stator		-			1
13	Motor cover	Aluminium				1
14	Fan	PA				1
15	Fan cover	Fe P04 Zincate				1
16	Terminal	-				1
17	Terminal box cover	Aluminium (three phase version)				1
18	Splash ring	NBR	-	40x21.5x3	EBARA DRAWING	[6]
19	Bearing	[7]	-			1
20	Bearing	[7]	-			1
21	Adjusting ring	Steel C70				1
22	Tie rod	Fe 42 Zincate		M5 M6 M8	EBARA DRAWING	4
25	Drain plug	EN 1.4401 (AISI 316) / PTFE		R 1/8" L=8	DIN 906	1
26	O-ring	NBR/FPM/EPDM / FPM/EPDM		158.11x5.34 183.52x5.34 227.96x5.34	OR 6625 OR 6720 OR 6895	1
32	Key	EN 1.4401 (AISI 316)		6x6x25	UNI 6604	1
34	Impeller nut	A.270 EN ISO 35062		M16x1.5	UNI 7474	1
42	Foot	Aluminium / Zincate steel			EBARA DRAWING	1
56	Box gasket	NBR				1
58	Fastening nut	-				1
72	Casing ring	[1]	EN 1.4301 (AISI 304) / EN 1.4404 (AISI 316L)			1
73	Casing ring	[1]	EN 1.4301 (AISI 304) / EN 1.4404 (AISI 316L)			1
92	Lip seal	-	-	25x40x7 30x47x7 40x55x7	DIN 3760 without spring	1
93	Lip seal	-	-	25x40x7 30x47x7 40x55x7	DIN 3760 without spring	1
101	Snap ring (only for 9.2 - 11 - 15 kW)	Carbon tool steels TC 80		Ø 40	UNI 7435	1
200	Screw	Stainless steel A2 70 class ISO 3506/1		M 8x30 M 10x35	UNI 5739 UNI 5739	8 [2]
235	Washer	EN 1.4301 (AISI 304)		M8.4x17 M10.5x21	UNI 6592	8 [2]

[1] For versions 32-200/5.56, 32-200/7.56, 40-200/5.5, 40-200/9.26, 40-200/156, 50-160/9.26, 50-160/156

[2] Quantity =10 for 32-160, 40-160, 50-125

Quantity =12 for 32-200, 40-200, 50-160

[3] Aluminium EN 1706 AC 46000 D for version, 40-200/9.26, 40-200/156, 50-160/9.26, 50-160/156

Cast iron EN-GJL-200-EN 1561 for other versions.

[4] See **MECHANICAL SEAL**, "O-ring" column, see CONSTRUCTION 3

[5] See **MECHANICAL SEAL**, see CONSTRUCTION 3

[6] Quantity =1, not for L version

[7] See **BEARINGS**, CONSTRUCTION 3

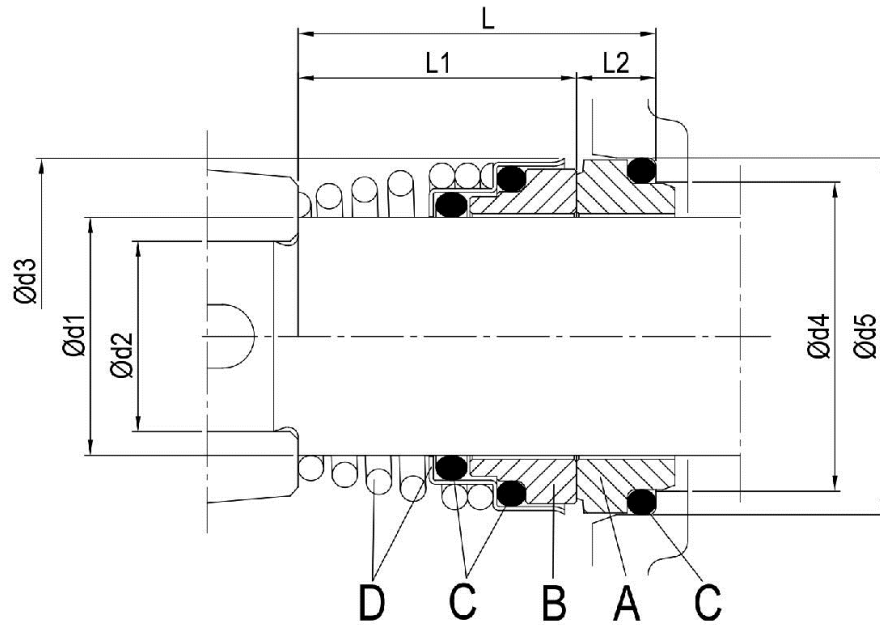
[8] CF8M – EN 1.4408 (AISI316) material for 65-125 up to 65-200

(3/3)

Construction

Pump Name 3M 40-200/156 IE3

Customer	Date 2024-06-20	Company
Contact	Item no.	Issued by
Phone	Project	Phone
E-mail	Project ID Proiect redenumit 2024-06-20 10:03:09	E-mail



Pump type	Dimensions [mm]								Material Standard			
	d1	d2	d3	d4	d5	L	L1	L2	A Stationary seal ring	B Rotary seal ring	C O-ring	D Frame + spring
32-125/160/200 40-125/160/200 50-125/160 65-125 65-160/7.56-9.26-116	22	19	38	31	37	37.5	27.5	10	Carbon	Ceramic	NBR	EN 1.4301 (AISI 304)