

# Technical Data

Pump Name

3M 65-200/18.56

Customer	Date	2024-06-20	Company
Contact	Item no.		Issued by
Phone	Project		Phone
E-mail	Project ID	Proiect redenumit 2024-06-20 10:03:09	E-mail

## Requested data

1	Pump type	CENTRIFUGAL PUMPS	Fluid	Water
2	Number of pumps / Reserve	1 / 0	Liquid temperature	°C 20
3	Flow	m³/h	Kin. viscosity	mm²/s 1.005
4	Head	m	Vapour pressure	bar 0.0234
5	Geodetic head	m	PH value	
6	Inlet pressure (pin)	bar	Density	kg/m³ 998.3
7	Available system NPSH		Solids	Weight % 0
8	Ambient temperature	°C 20		

## Pump

9	Pump Name	3M 65-200/18.56	Frequency	Hz 60
10	Design	CENTRIFUGAL PUMPS	Installation type	STANDARD
11	Manufacturer	EBARA	Impeller Diameter	Max. mm 175
12	Speed	rpm 3520		Designed mm 175
13	No. of Stage	1		Min. mm 175
14	Connection	Suction side DIN 2532	Flow	Operating m³/h
15	Connection	Discharge side DIN 2532		Max- m³/h 132
16	Max Working Pressure	bar 10		Min- m³/h 42
17	Shut-off head	bar 6.22	Head	Operating m
18	Total weight	kg See the table of "Dimensions".		- (Qmax.) m 38.8
19	Shaft power	kW		- (Qmin.) m 61.0
20			Max. Shaft Power at max. impeller	kW 18.52
21	Required pump NPSH	m	Efficiency	%

## Materials

22	Impeller	AISI 316		
23	Casing	AISI 304		
24	Shaft	AISI 304		
25				
26				
27				

## Motor

28	Manufacturer	EPE Standard	Insulation class	F
29	Type	TEFC_3M 65-200/18.56_380_Three Phase	Phases	3~
30	Specific design	IE2 / 60 Hz / Pole pairs 1	Frame size	
31	Rated power	kW 18.5	Weight	kg
32	Number of poles	2	Electric voltage	V 380
33	Speed	rpm 3500	Electric current	A 33.5
34	Degree of protection	IP 55		
35				

## Remarks

# Performance Curve

Pump Name

3M 65-200/18.56

Customer	Date	2024-06-20	Company
Contact	Item no.		Issued by
Phone	Project		Phone
E-mail	Project ID	Proiect redenumit 2024-06-20 10:03:09	E-mail

## Requested data

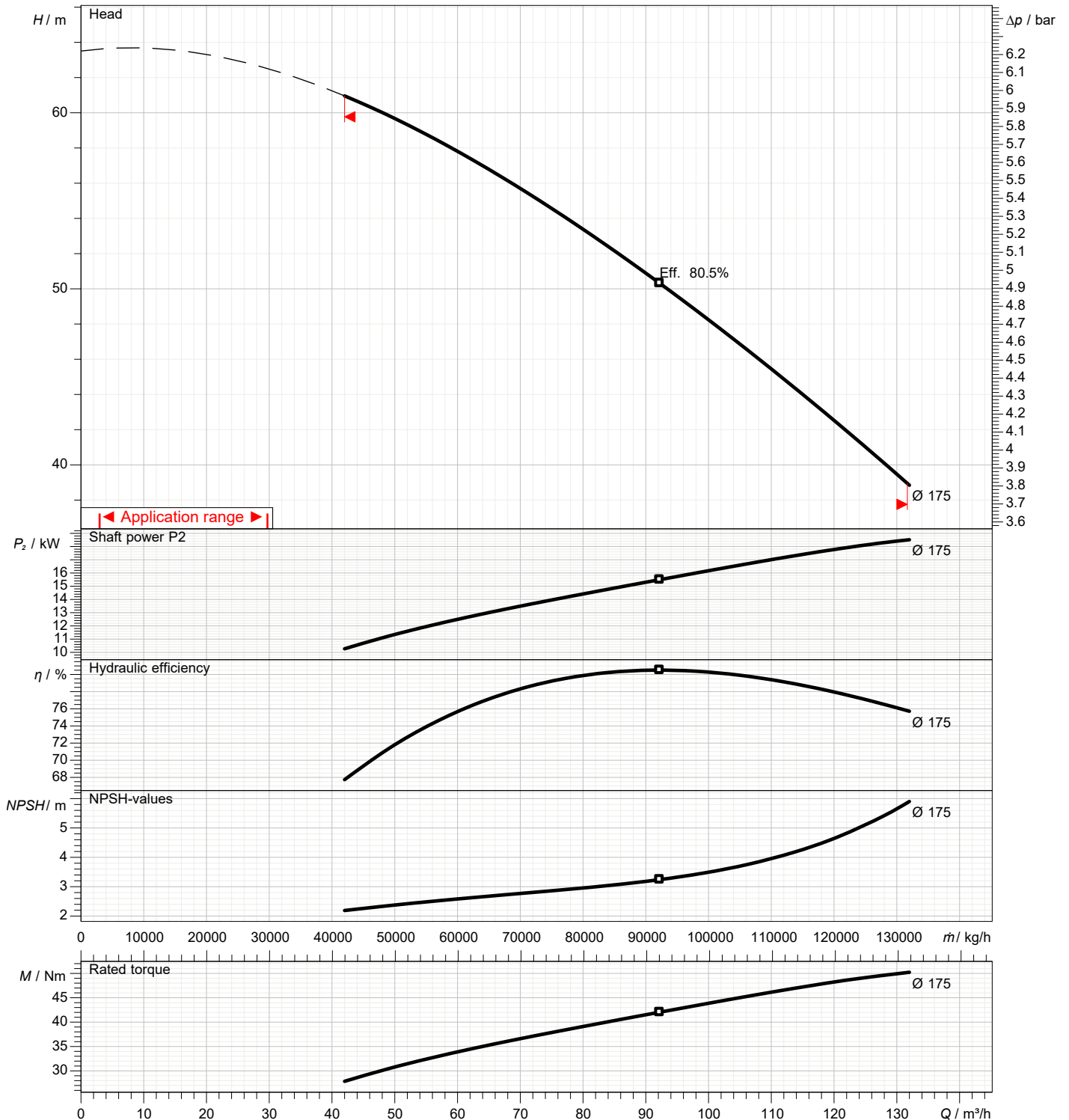
1	Flow	m³/h	
2	Head	m	
3	Geodetic head	m	

## Pump

Operating flow	m³/h		Frequency	Hz	60
Operating head	m		Number of poles		2
Impeller diameter designed	mm	175	Speed	rpm	3520

Test standard: ISO 9906:2012 - Grade3B

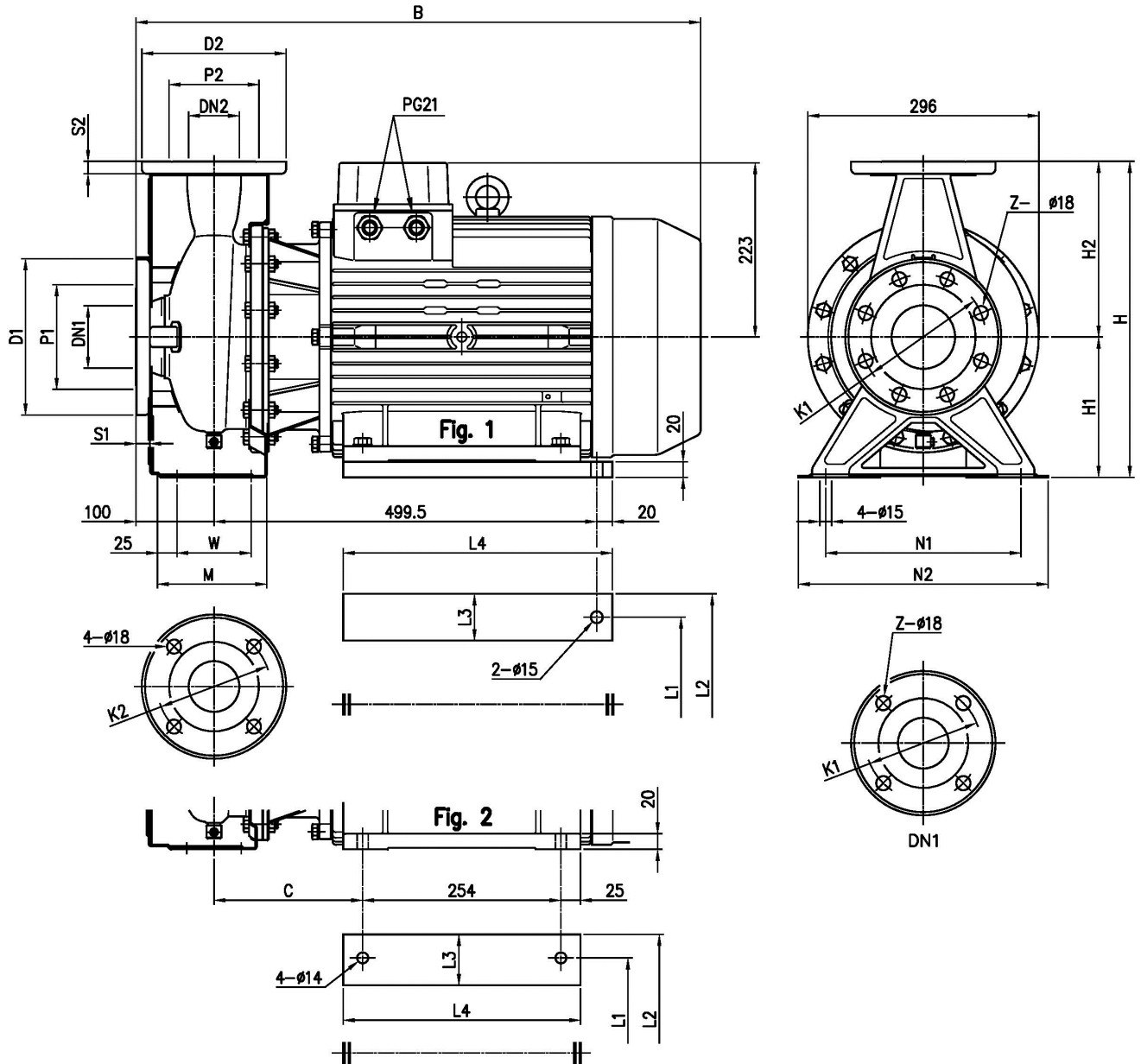
Water; 20°C; 998.3kg/m³; 1mm²/s



# Dimensions

Pump Name 3M 65-200/18.56

Customer	Date 2024-06-20	Company
Contact	Item no.	Issued by
Phone	Project	Phone
E-mail	Project ID Proiect redenumit 2024-06-20 10:03:09	E-mail



Dimensions in		mm		
1	B	732	L3	60
2	Dia D1	200	L4	345
3	Dia D2	185	M	140
4	Dia DN1	80	N1	250
5	Dia DN2	65	N2	320
6	Dia K1	160	S1	18
7	Dia K2	145	S2	16
8	Dia P1	134	W	95
9	Dia P2	115	Weight P&M	126,3 kg
10	Fig	1	Z	8
11	H	405	Z option	4
12	H1	180		
13	H2	225		
14	L1	254		
15	L2	314		

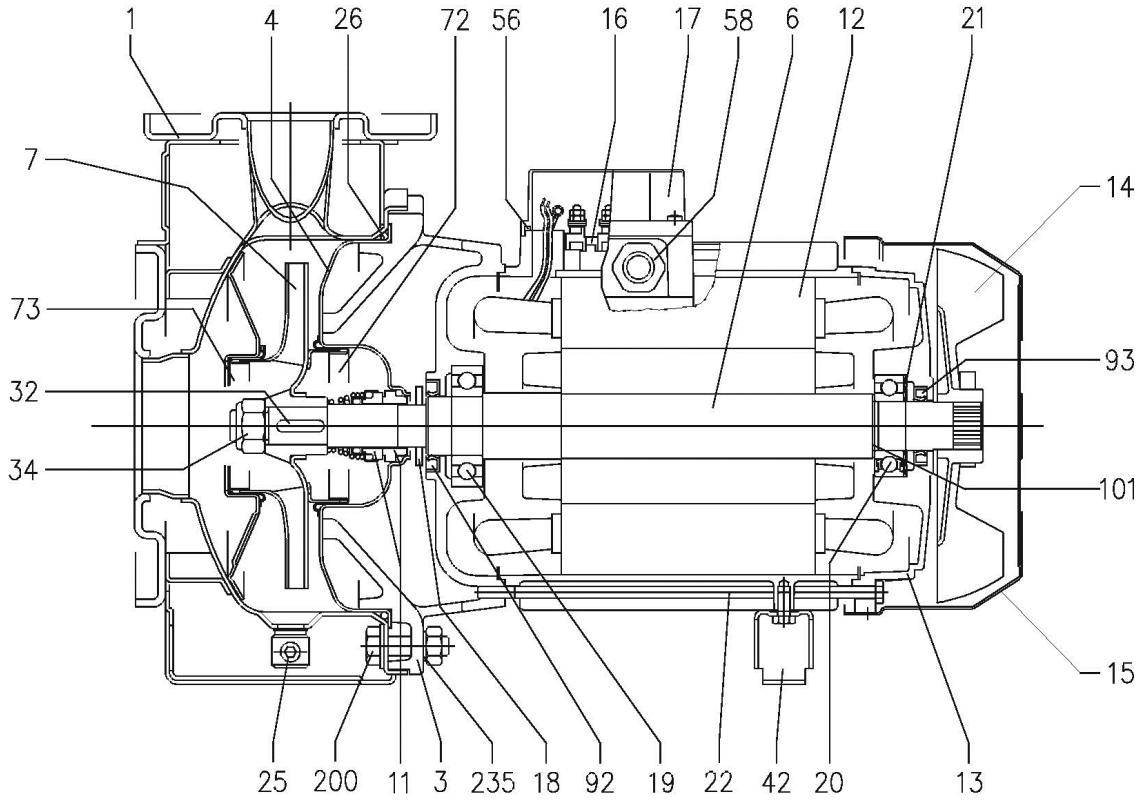
(1/3)

# Construction

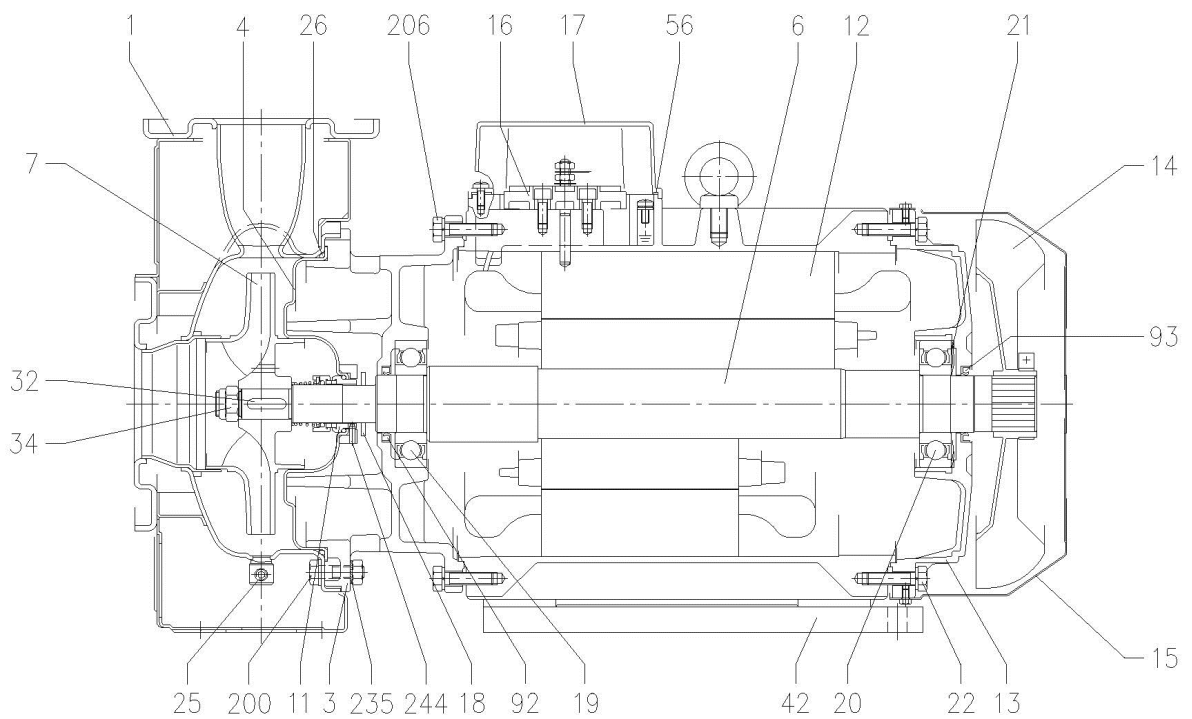
Pump Name 3M 65-200/18.56

Customer	Date 2024-06-20	Company
Contact	Item no.	Issued by
Phone	Project	Phone
E-mail	Project ID Proiect redenumit 2024-06-20 10:03:09	E-mail

## UP TO 11 kW



## 15 kW AND ABOVE



(2/3)

# Construction

Pump Name 3M 65-200/18.56

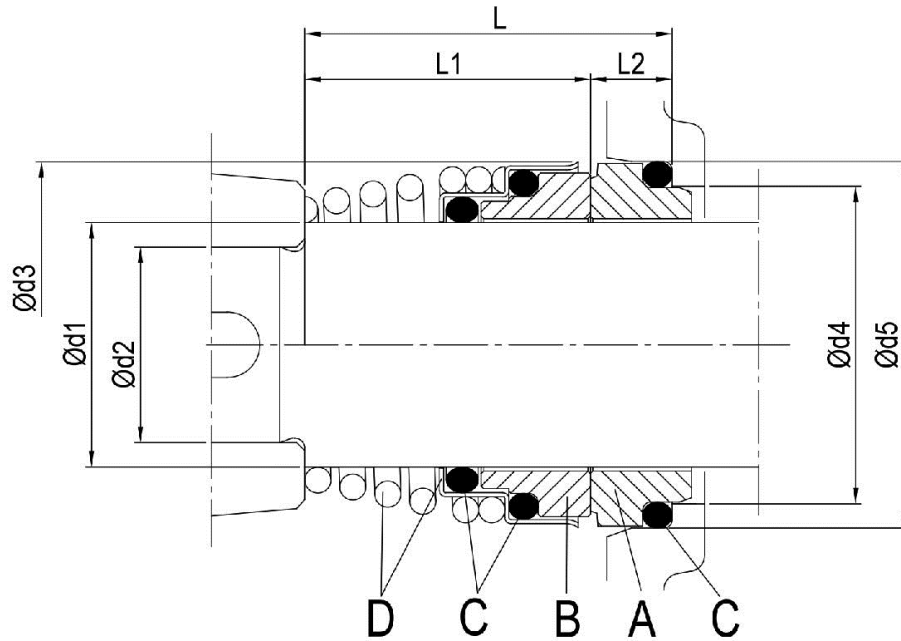
Customer	Date 2024-06-20	Company
Contact	Item no.	Issued by
Phone	Project	Phone
E-mail	Project ID Proiect redenumit 2024-06-20 10:03:09	E-mail

(3/3)

# Construction

Pump Name 3M 65-200/18.56

Customer	Date 2024-06-20	Company
Contact	Item no.	Issued by
Phone	Project	Phone
E-mail	Project ID Proiect redenumit 2024-06-20 10:03:09	E-mail



Pump type	Dimensions [mm]								Material Standard			
	d1	d2	d3	d4	d5	L	L1	L2	A Stationary seal ring	B Rotary seal ring	C O-ring	D Frame + spring
65-160/156 65-200	30	24	46	39	45	42.5	32.5	10	Carbon	Ceramic	NBR	EN 1.4401 (AISI 316)