

# Technical Data

Pump Name

3P 32-160/4.06

Customer	Date	2024-06-20	Company
Contact	Item no.		Issued by
Phone	Project		Phone
E-mail	Project ID	Proiect redenumit 2024-06-20 14:51:28	E-mail

## Requested data

1	Pump type	CENTRIFUGAL PUMPS	Fluid	Water
2	Number of pumps / Reserve	1 / 0	Liquid temperature	°C
3	Flow	m³/h	Kin. viscosity	mm²/s
4	Head	m	Vapour pressure	bar
5	Geodetic head	m	PH value	
6	Inlet pressure (pin)	bar	Density	kg/m³
7	Available system NPSH		Solids	Weight %
8	Ambient temperature	°C		

## Pump

9	Pump Name	3P 32-160/4.06	Frequency	Hz	60	
10	Design	CENTRIFUGAL PUMPS	Installation type		STANDARD	
11	Manufacturer	EBARA	Impeller Diameter	Max.	mm	
12	Speed	rpm		3480	Designed	mm
13	No. of Stage	1		Min.	mm	166
14	Connection	Suction side	DIN 2532	Flow	Operating	m³/h
15	Connection	Discharge side	DIN 2532		Max-	m³/h
16	Max Working Pressure	bar	10		Min-	m³/h
17	Shut-off head	bar	5.19	Head	Operating	m
18	Total weight	kg	See the table of "Dimensions".		- (Qmax.)	m
19	Shaft power	kW			- (Qmin.)	m
20				Max. Shaft Power at max. impeller	kW	3.93
21	Required pump NPSH	m		Efficiency	%	

## Materials

22	Impeller	AISI 304		
23	Casing	AISI 304		
24	Shaft	AISI 304		
25				
26				
27				

## Motor

28	Manufacturer	LAFERT	Insulation class	F	
29	Type	TEFC_3P 32-160/4.06_265_Three Phase	Phases	3~	
30	Specific design	IE2 / 60 Hz / Pole pairs 1	Frame size		
31	Rated power	kW	4	Weight	kg
32	Number of poles	2	Electric voltage	V	265
33	Speed	rpm	3500	Electric current	A
34	Degree of protection	IP 55			
35					

## Remarks

# Performance Curve

Pump Name

3P 32-160/4.06

Customer	Date	2024-06-20	Company
Contact	Item no.		Issued by
Phone	Project		Phone
E-mail	Project ID	Project redenumit 2024-06-20 14:51:28	E-mail

**Requested data**

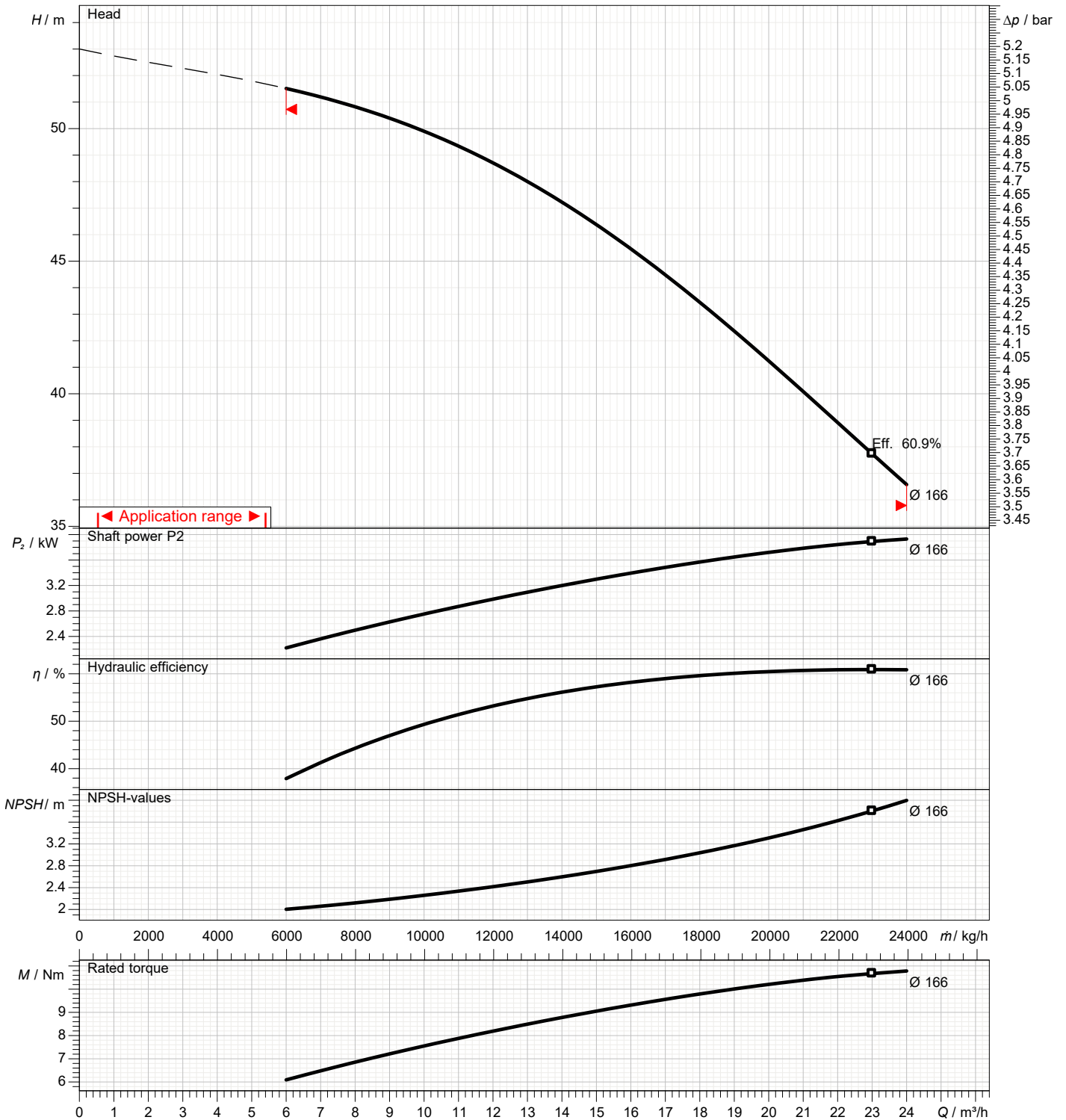
1	Flow	m³/h	
2	Head	m	
3	Geodetic head	m	

**Pump**

Operating flow	m³/h		Frequency	Hz	60
Operating head	m		Number of poles		2
Impeller diameter designed	mm	166	Speed	rpm	3480

Test standard: ISO 9906:2012 - Grade3B

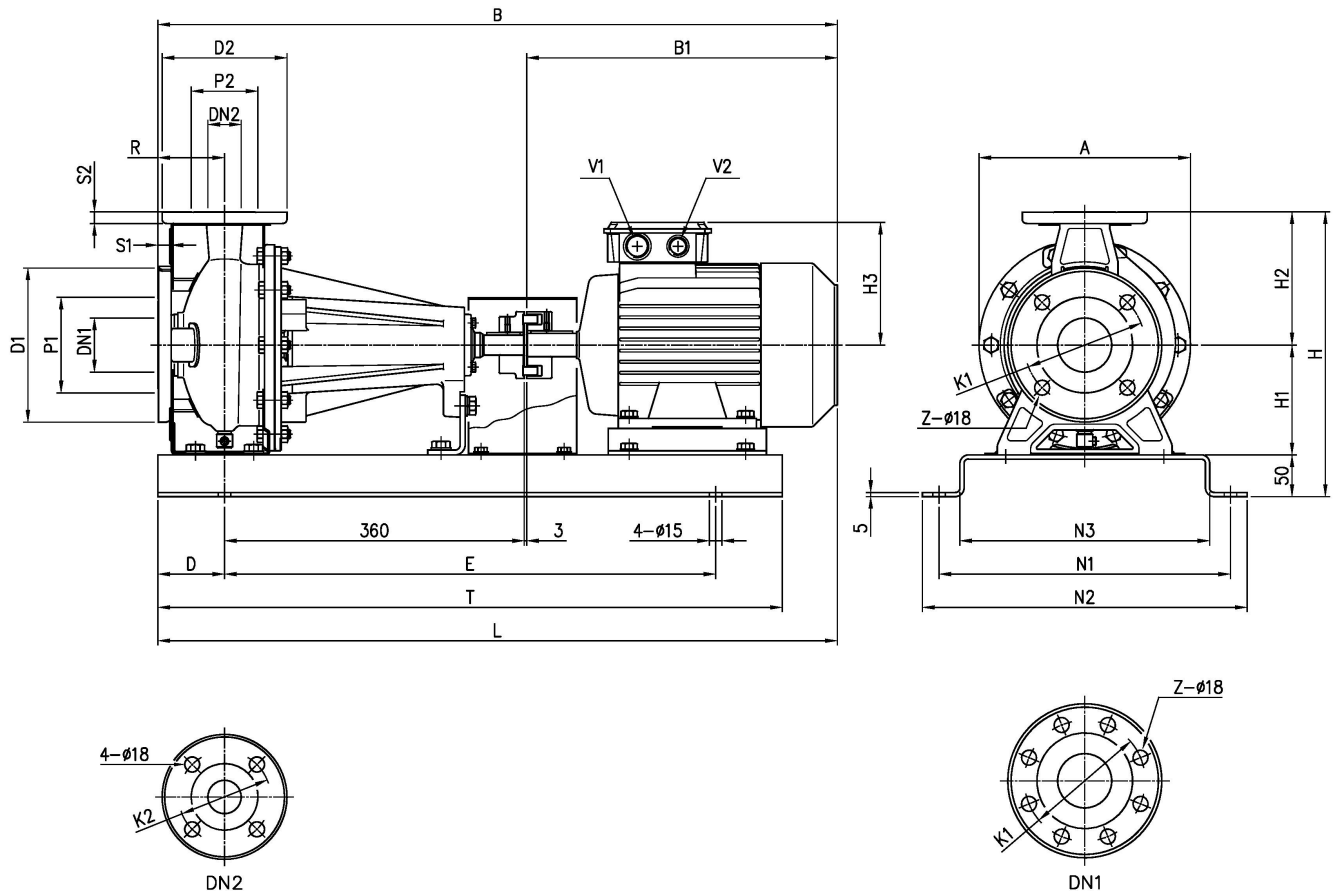
Water; 20°C; 998.3kg/m³; 1mm²/s



# Dimensions

Pump Name 3P 32-160/4.06

Customer	Date 2024-06-20	Company
Contact	Item no.	Issued by
Phone	Project	Phone
E-mail	Project ID Proiect redenumit 2024-06-20 14:51:28	E-mail



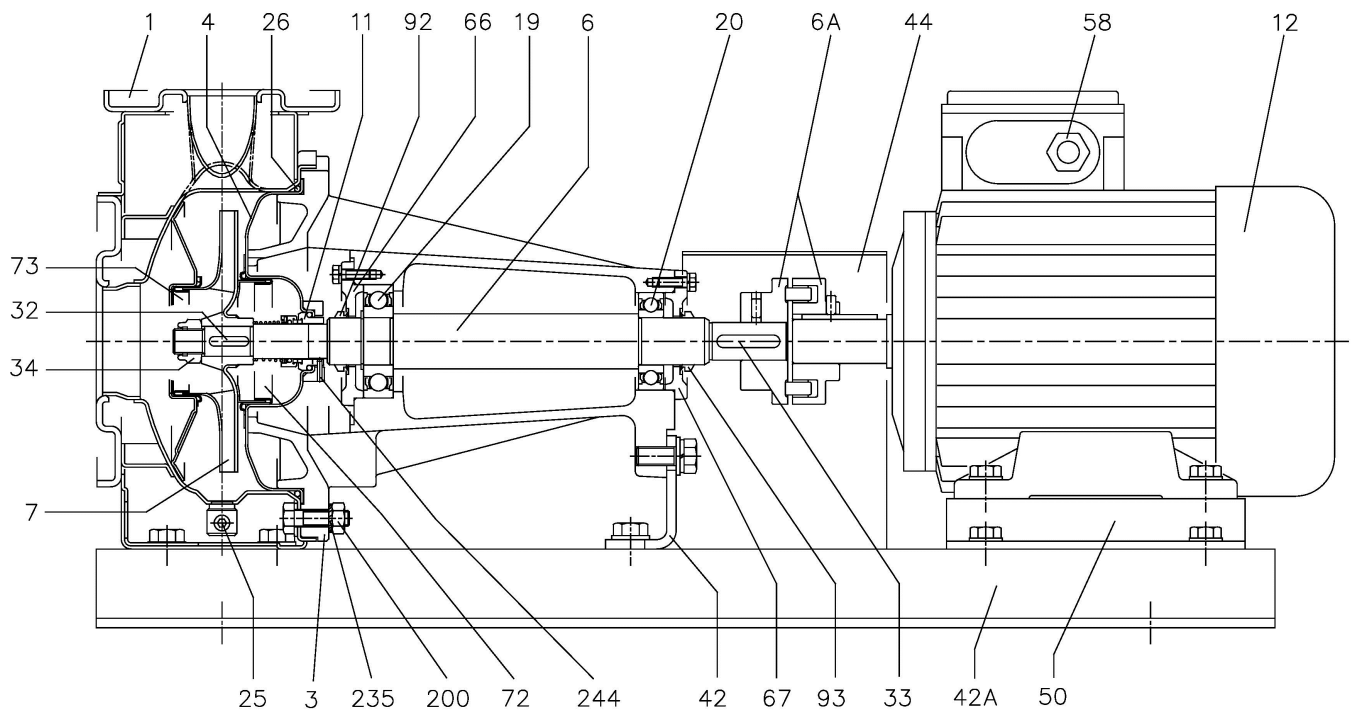
Dimensions in		mm		
1	A	254	H2	160
2	B	831	H3	171
3	B1	388	L	831
4	D	80	N1	350
5	Dia D1	165	N2	390
6	Dia D2	140	N3	300
7	Dia DN1	50	R	80
8	Dia DN2	32	S1	16
9	Dia K1	125	S2	14
10	Dia K2	100	T	750
11	Dia P1	95	V1	M25x1,5
12	Dia P2	75	V2	M20x1,5
13	E	590	Weight P&M	74,1 kg
14	H	342	Z	4
15	H1	132		

(1/3)

# Construction

Pump Name 3P 32-160/4.06

Customer	Date 2024-06-20	Company
Contact	Item no.	Issued by
Phone	Project	Phone
E-mail	Project ID Proiect redenumit 2024-06-20 14:51:28	E-mail



(2/3)

# Construction

Pump Name 3P 32-160/4.06

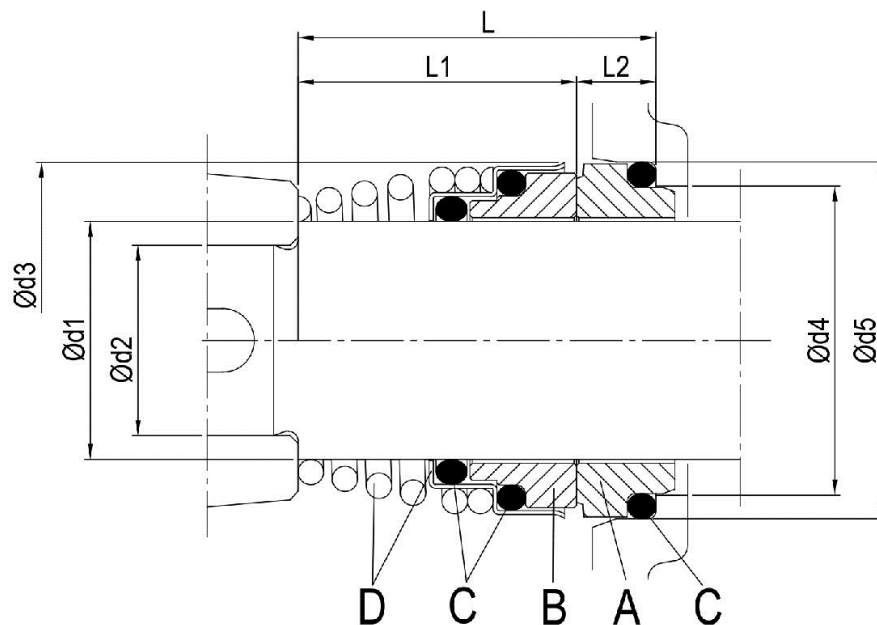
Customer	Date 2024-06-20	Company
Contact	Item no.	Issued by
Phone	Project	Phone
E-mail	Project ID Proiect redenumit 2024-06-20 14:51:28	E-mail

(3/3)

# Construction

Pump Name 3P 32-160/4.06

Customer	Date 2024-06-20	Company
Contact	Item no.	Issued by
Phone	Project	Phone
E-mail	Project ID Proiect redenumit 2024-06-20 14:51:28	E-mail



Pump type	Dimensions [mm]								Material Standard			
	d1	d2	d3	d4	d5	L	L1	L2	A Stationary seal ring	B Rotary seal ring	C O-ring	D Frame + spring
32-125/160/200 40-125/160/200 50-125/160 65-125 65-160/7.56-9.26-116	22	19	38	31	37	37.5	27.5	10	Carbon	Ceramic	NBR	EN 1.4301 (AISI 304)