

# Technical Data

Pump Name

3S4 50-200/1.5R

Customer	Date	2024-06-12	Company
Contact	Item no.		Issued by
Phone	Project		Phone
E-mail	Project ID	Proiect redenumit 2024-06-12 12:10:37	E-mail

## Requested data

1	Pump type	CENTRIFUGAL PUMPS	Fluid	Water	
2	Number of pumps / Reserve	1 / 0	Liquid temperature	°C	20
3	Flow	m³/h	Kin. viscosity	mm²/s	1.005
4	Head	m	Vapour pressure	bar	0.0234
5	Geodetic head	m	PH value		
6	Inlet pressure (pin)	bar	Density	kg/m³	998.3
7	Available system NPSH		Solids	Weight %	0
8	Ambient temperature	°C	20		

## Pump

9	Pump Name	3S4 50-200/1.5R	Frequency	Hz	50		
10	Design	CENTRIFUGAL PUMPS	Installation type		STANDARD		
11	Manufacturer	EBARA	Impeller Diameter	Max.	mm	191	
12	Speed	rpm		1400	Designed	mm	191
13	No. of Stage	1		Min.	mm	191	
14	Connection	Suction side	DIN 2532	Flow	Operating	m³/h	
15	Connection	Discharge side	DIN 2532		Max-	m³/h	39
16	Max Working Pressure	bar	10		Min-	m³/h	12
17	Shut-off head	bar	1.24	Head	Operating	m	
18	Total weight	kg	See the table of "Dimensions".		- (Qmax.)	m	7.2
19	Shaft power	kW			- (Qmin.)	m	12.1
20				Max. Shaft Power at max. impeller	kW	1.10	
21	Required pump NPSH	m		Efficiency	%		

## Materials

22	Impeller	AISI 304		
23	Casing	AISI 304		
24	Shaft	AISI 304		
25				
26				
27				

## Motor

28	Manufacturer	LAFERT	Insulation class	F		
29	Type	TEFC_3S450-200/1.5R_230_Three Phase	Phases	3~		
30	Specific design	IE3 / 50 Hz / Pole pairs 2	Frame size	90 L		
31	Rated power	kW	1.5	Weight	kg	
32	Number of poles	4	Electric voltage	V	230	
33	Speed	rpm	1400	Electric current	A	6.2
34	Degree of protection	IP 55				
35						

## Remarks

--

# Performance Curve

Pump Name

3S4 50-200/1.5R

Customer	Date	2024-06-12	Company
Contact	Item no.		Issued by
Phone	Project		Phone
E-mail	Project ID	Project redenumit 2024-06-12 12:10:37	E-mail

## Requested data

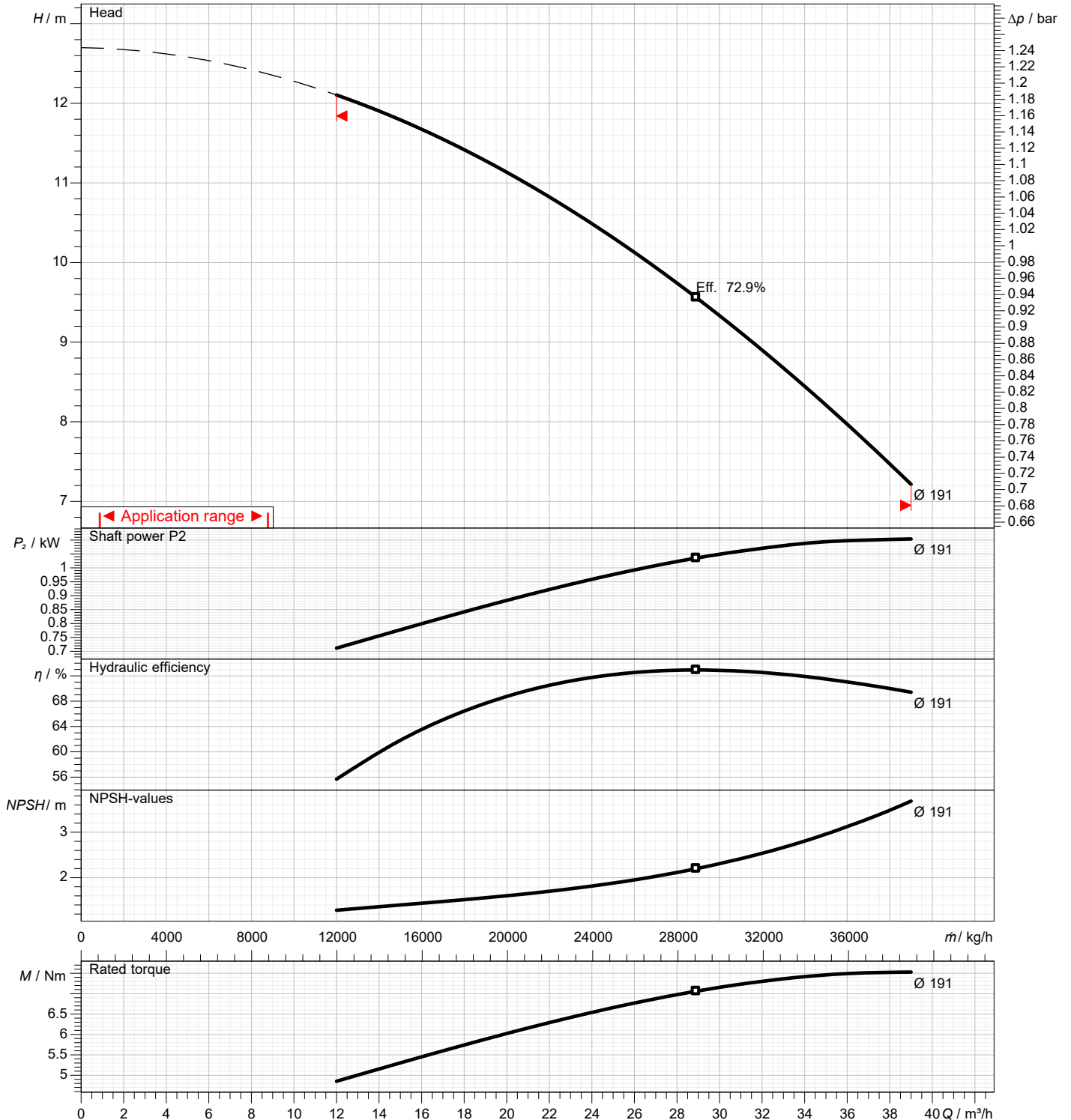
1	Flow	m³/h	
2	Head	m	
3	Geodetic head	m	

## Pump

Operating flow	m³/h		Frequency	Hz	50
Operating head	m		Number of poles		4
Impeller diameter designed	mm	191	Speed	rpm	1400

Test standard: ISO 9906:2012 - Grade3B

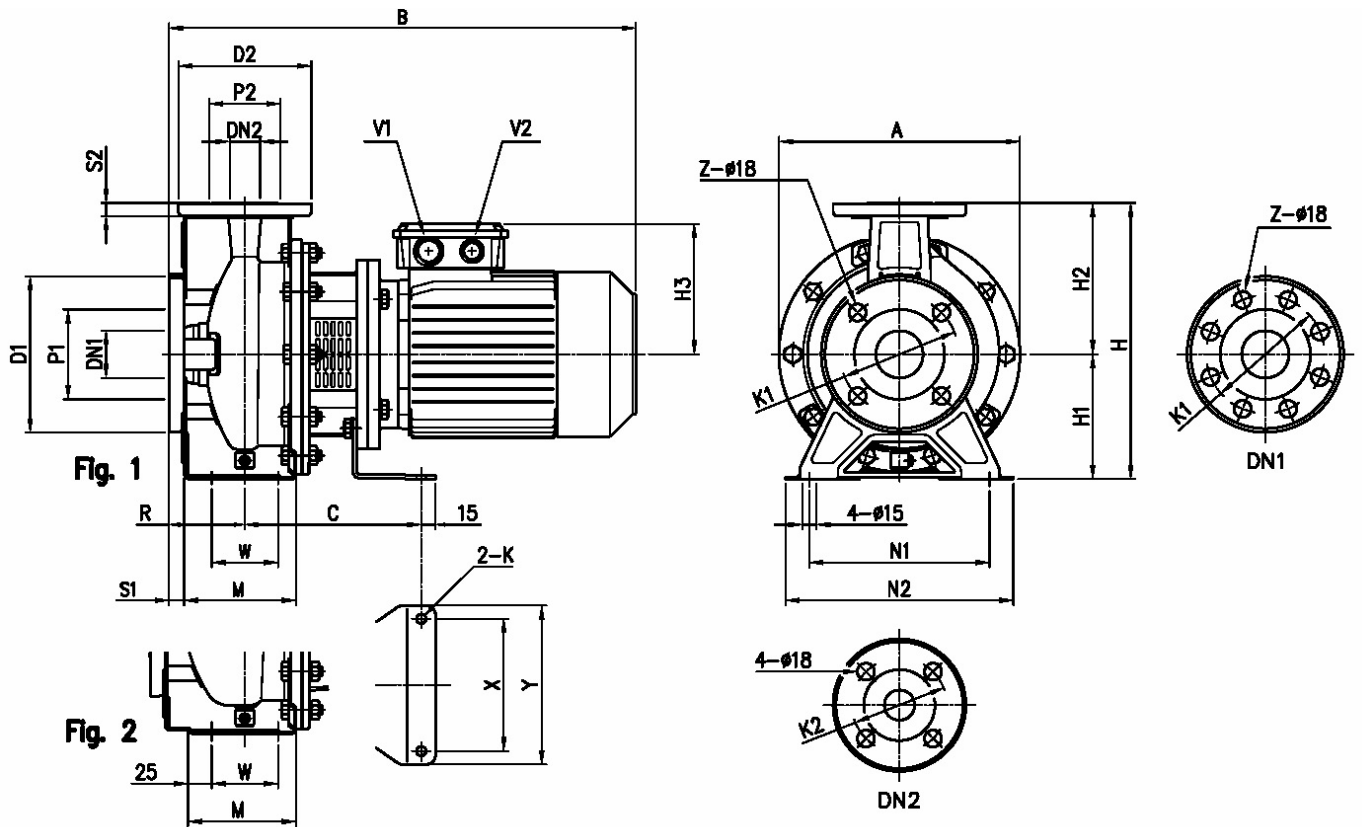
Water; 20°C; 998.3kg/m³; 1mm²/s



# Dimensions

Pump Name 3S4 50-200/1.5R

Customer	Date 2024-06-12	Company
Contact	Item no.	Issued by
Phone	Project	Phone
E-mail	Project ID Proiect redenumit 2024-06-12 12:10:37	E-mail



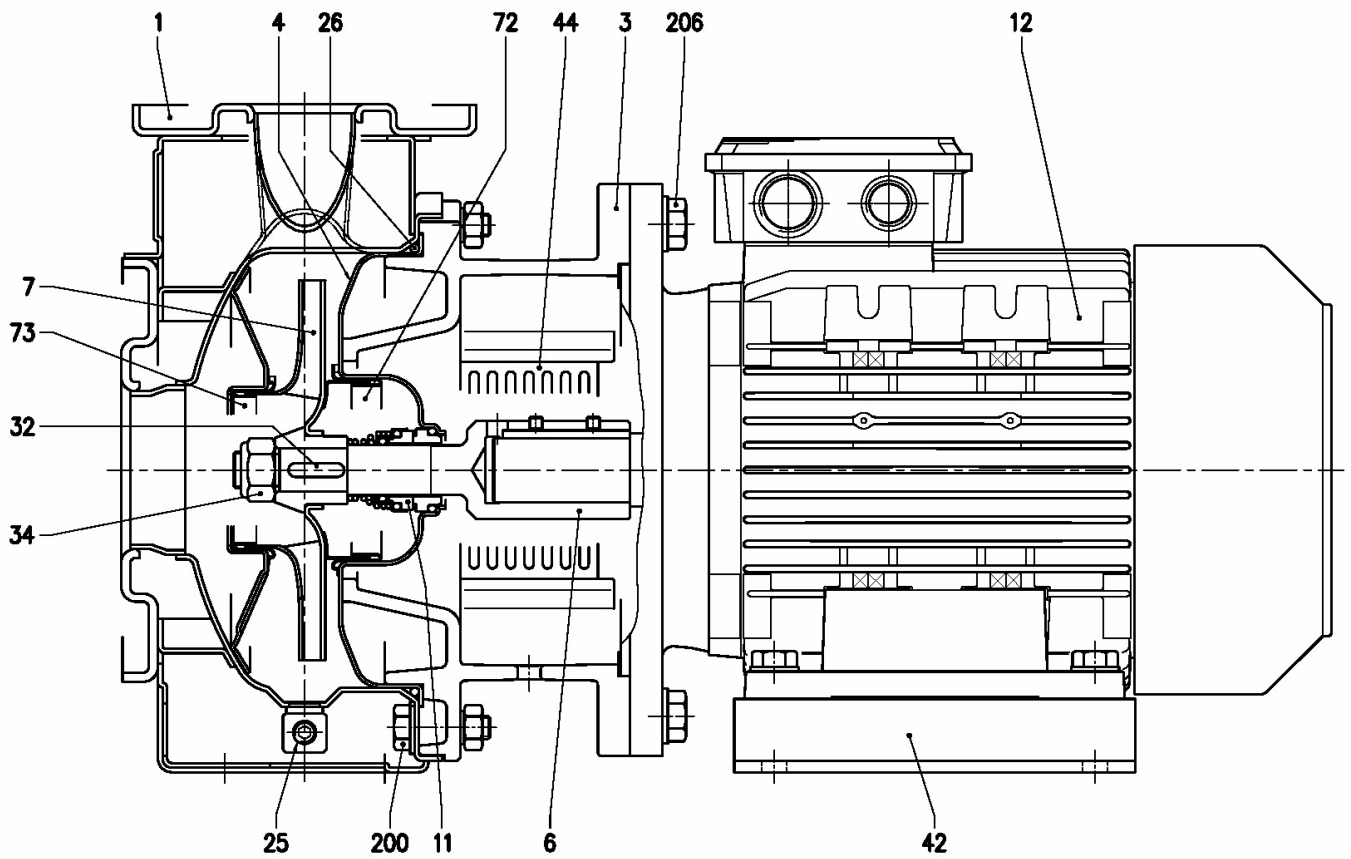
Dimensions in		mm						
1	A	296	H3	148				
2	B	497	K	10				
3	C	186	M	115				
4	Dia D1	185	N1	212				
5	Dia D2	165	N2	265				
6	Dia DN1	65	R	100				
7	Dia DN2	50	S1	16				
8	Dia K1	145	S2	16				
9	Dia K2	125	V1	M25x1.5				
10	Dia P1	115	V2	M20x1.5				
11	Dia P2	95	W	70				
12	Fig	2	Weight P&M	34,5 kg				
13	H	360	X	140				
14	H1	160	Y	168				
15	H2	200	Z	4				

(1/3)

# Construction

Pump Name 3S4 50-200/1.5R

Customer	Date 2024-06-12	Company
Contact	Item no.	Issued by
Phone	Project	Phone
E-mail	Project ID Proiect redenumit 2024-06-12 12:10:37	E-mail



(2/3)

# Construction

Pump Name 3S4 50-200/1.5R

Customer	Date	2024-06-12	Company
Contact	Item no.		Issued by
Phone	Project		Phone
E-mail	Project ID	Project redenumit 2024-06-12 12:10:37	E-mail

N°	PART NAME	MATERIAL		DIMENSIONS	STANDARD	Q.TY	
		3S4	3LS4				
1	Casing	EN 1.4301 (AISI 304)	EN 1.4404 (AISI 316L)			1	
3	Motor bracket	Cast iron EN-GJL-200-EN 1561				1	
4	Casing cover	EN 1.4301 (AISI 304)	EN 1.4404 (AISI 316L)			1	
6	Coupling - Part in contact with liquid	EN 1.4301 (AISI 304)	EN 1.4404 (AISI 316L)			1	
7	Impeller	32, 40, 50	EN 1.4301 (AISI 304)	EN 1.4404 (AISI 316L)		1	
		65-125/160/200	EN 1.4401 (AISI 316)				
11	Mechanical seal [4]	Carbon/Ceramic/NBR	SiC/SiC/FPM			1	
12	Motor	-				1	
25	Draining plug	EN 1.4401 (AISI 316) / PTFE		R 1/8" L=8	DIN 906	1	
26	O ring	32-125, 40-125	NBR [5]	FPM	158.11x5.34	OR 6625	1
		32-160, 40-160, 50-125, 65-125			183.52x5.34	OR 6720	
		32-200, 40-200, 50-160, 50-200, 65-160, 65-200			227.96x5.34	OR 6895	
32	Key	EN 1.4401 (AISI 316)		6x6x25	UNI 6604	1	
34	Impeller nut	Other model 50-200/2.2	EN 1.4301 (AISI 304)	EN 1.4404 (AISI 316L)	M16x1.5	UNI 7474	1
					M18x1.5		
42	Foot	Galvanized steel				[1]	
44	Protection	EN 1.4301 (AISI 304)			EBARA DRAWING	2	
72	Casing ring (not for 65 version) [2]	EN 1.4301 (AISI 304)	EN 1.4404 (AISI 316L)			1	
73	Casing ring (not for 65 version)	EN 1.4301 (AISI 304)	EN 1.4404 (AISI 316L)			1	
200	Screw	32-125, 40-125	Stainless steel A2 70 class ISO 3506/1	M 8x30	UNI 5739	8	
		40-160, 40-200, 50-125, 50-160, 50-200, 65-125, 65-160, 65-200					
206	Screw	up to 0.37kW	Gv. Steel 8.8 strenght class ISO 898/1	M 8x20	UNI 5739	4	
		from 0.55 to 1.5kW		M 10x25			
		for 2.2 and 3kW		M 12x30			

[1] Quantity = 1 up to 1.5kW

Quantity = 2 for 2.2 and 3kW

[2] Only for version 32-200, 40-200, 50-160, 50-200

[3] Quantity = 10 for 32-160, 40-160, 50-125, 65-125

Quantity = 12 for 32-200, 40-200, 50-160, 50-200, 65-160, 65-200

[4] Special version: see CONSTRUCTION 3

[5] FPM for H-HS-HW-HSW version

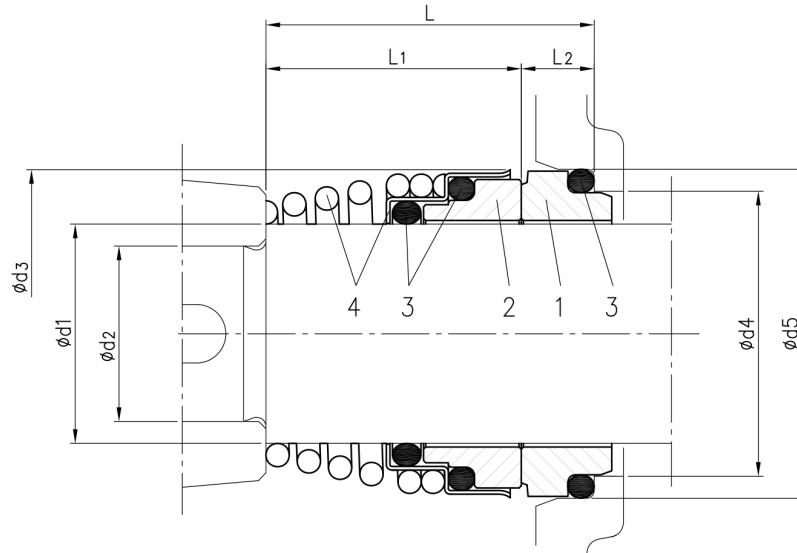
EPDM for E version, Q1AEGG, U3U3EGG, Q1Q1EGG, Q1U3EGG, U3CEGG

(3/3)

# Construction

Pump Name 3S4 50-200/1.5R

Customer	Date 2024-06-12	Company
Contact	Item no.	Issued by
Phone	Project	Phone
E-mail	Project ID Proiect redenumit 2024-06-12 12:10:37	E-mail



Version	Pump type	Dimensions								Material			
		d1	d2	d3	d4	d5	L	L1	L2	1 Stationary seal ring	2 Rotary seal ring	3 Rubber	4 Frame + spring
Standard	32-125/160/200 40-125/160/200 50-125/160/200 65-125/160/200	22	19	38	31	37	37.5	27.5	10	Carbon	Ceramic	NBR	EN 1.4401 (AISI 316)