

Technical Data

Pump Name

3S4 65-125/0.55

Customer	Date	2024-06-12	Company
Contact	Item no.		Issued by
Phone	Project		Phone
E-mail	Project ID	Proiect redenumit 2024-06-12 12:10:37	E-mail

Requested data

1	Pump type		CENTRIFUGAL PUMPS	Fluid		Water
2	Number of pumps / Reserve		1 / 0	Liquid temperature	°C	20
3	Flow	m³/h		Kin. viscosity	mm²/s	1.005
4	Head	m		Vapour pressure	bar	0.0234
5	Geodetic head	m		PH value		
6	Inlet pressure (pin)	bar	0	Density	kg/m³	998.3
7	Available system NPSH			Solids	Weight %	0
8	Ambient temperature	°C	20			

Pump

9	Pump Name		3S4 65-125/0.55	Frequency	Hz	50
10	Design		CENTRIFUGAL PUMPS	Installation type		STANDARD
11	Manufacturer		EBARA	Impeller Diameter	Max. mm	128
12	Speed	rpm	1400		Designed mm	128
13	No. of Stage		1		Min. mm	128
14	Connection	Suction side	DIN 2532	Flow	Operating m³/h	
15	Connection	Discharge side	DIN 2532		Max- m³/h	57
16	Max Working Pressure	bar	10		Min- m³/h	18
17	Shut-off head	bar	0.52	Head	Operating m	
18	Total weight	kg	See the table of "Dimensions".		- (Qmax.) m	1.4
19	Shaft power	kW			- (Qmin.) m	4.8
20				Max. Shaft Power at max. impeller	kW	0.43
21	Required pump NPSH	m		Efficiency	%	

Materials

22	Impeller		AISI 316			
23	Casing		AISI 304			
24	Shaft		AISI 304			
25						
26						
27						

Motor

28	Manufacturer		LAFERT	Insulation class		F
29	Type		TEFC_3S465-125/0.55_230_Three Phase	Phases		3~
30	Specific design		- / 50 Hz / Pole pairs 2	Frame size		80
31	Rated power	kW	0.55	Weight	kg	
32	Number of poles		4	Electric voltage	V	230
33	Speed	rpm	1400	Electric current	A	2.8
34	Degree of protection		IP 55			
35						

Remarks

--

Performance Curve

Pump Name

3S4 65-125/0.55

Customer	Date	2024-06-12	Company
Contact	Item no.		Issued by
Phone	Project		Phone
E-mail	Project ID	Proiect redenumit 2024-06-12 12:10:37	E-mail

Requested data

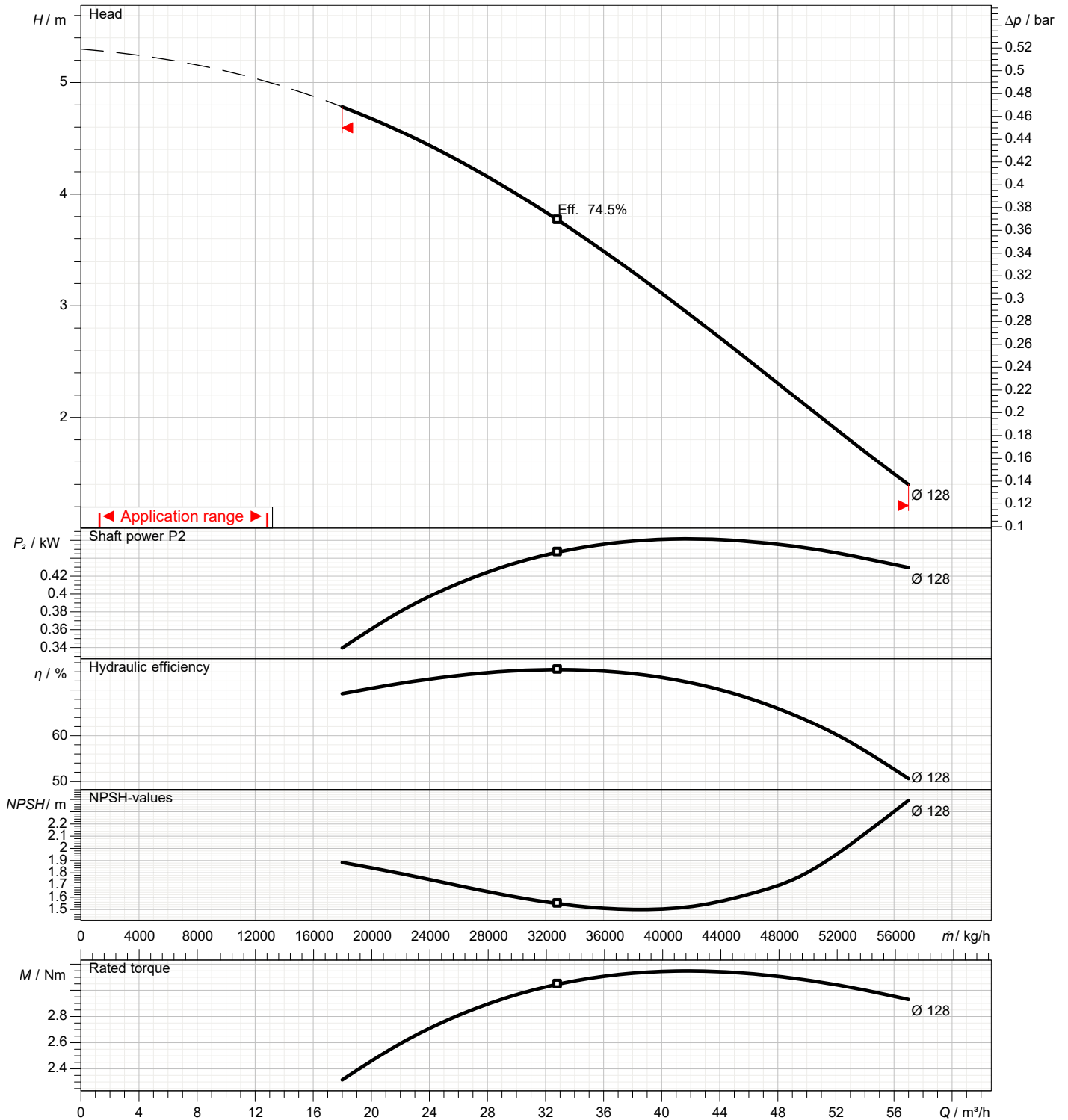
1	Flow	m³/h	
2	Head	m	
3	Geodetic head	m	

Pump

Operating flow	m³/h		Frequency	Hz	50
Operating head	m		Number of poles		4
Impeller diameter designed	mm	128	Speed	rpm	1400

Test standard: ISO 9906:2012 - Grade3B

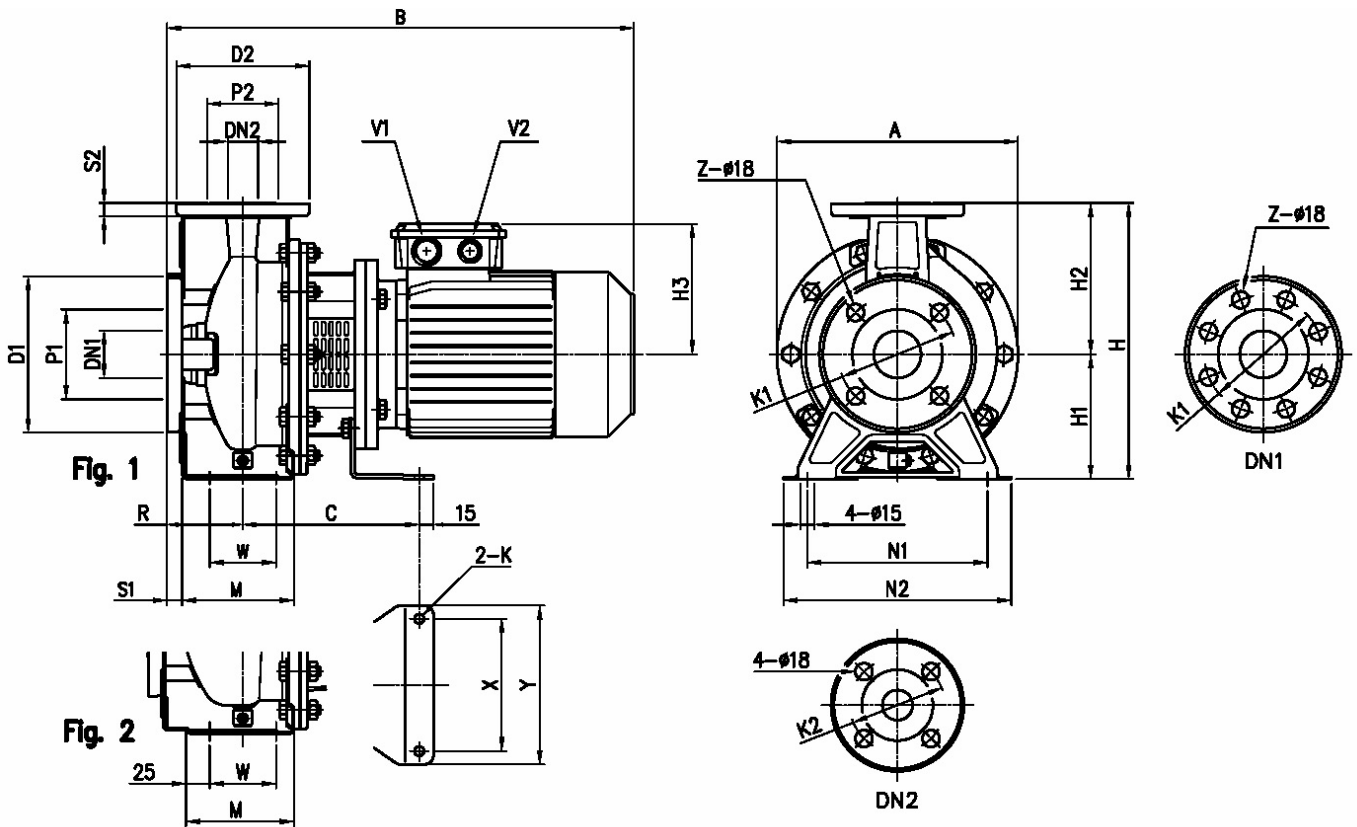
Water; 20°C; 998.3kg/m³; 1mm²/s



Dimensions

Pump Name 3S4 65-125/0.55

Customer	Date 2024-06-12	Company
Contact	Item no.	Issued by
Phone	Project	Phone
E-mail	Project ID Proiect redenumit 2024-06-12 12:10:37	E-mail



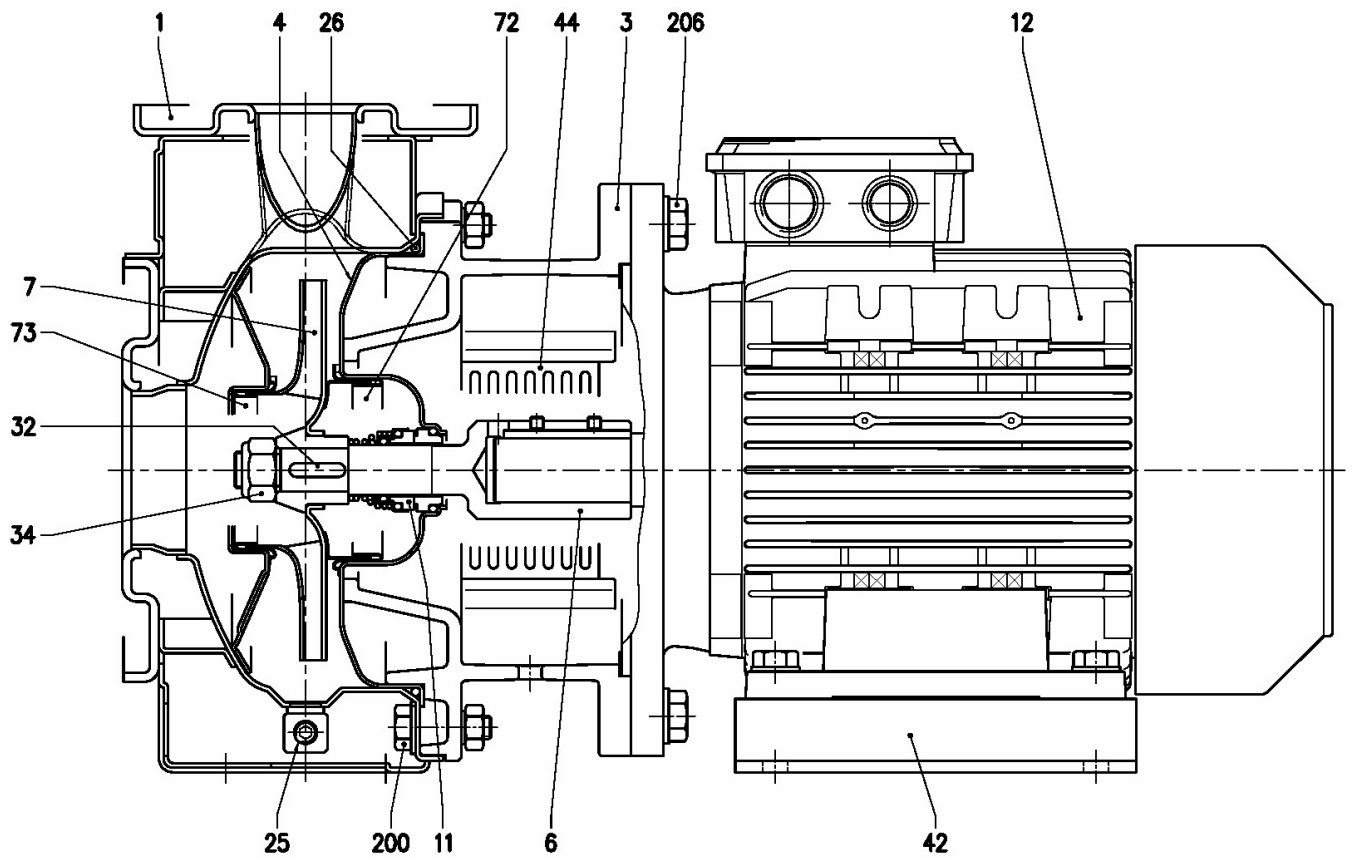
Dimensions in		mm						
1	A	254	H3	139	Z option	4		
2	B	450	K	10				
3	C	174	M	140				
4	Dia D1	200	N1	212				
5	Dia D2	185	N2	280				
6	Dia DN1	80	R	100				
7	Dia DN2	65	S1	18				
8	Dia K1	160	S2	16				
9	Dia K2	145	V1	M25x1.5				
10	Dia P1	134	V2	M20x1.5				
11	Dia P2	115	W	95				
12	Fig	2	Weight P&M	21,5 kg				
13	H	340	X	140				
14	H1	160	Y	168				
15	H2	180	Z	8				

(1/3)

Construction

Pump Name 3S4 65-125/0.55

Customer	Date 2024-06-12	Company
Contact	Item no.	Issued by
Phone	Project	Phone
E-mail	Project ID Proiect redenumit 2024-06-12 12:10:37	E-mail



(2/3)

Construction

Pump Name 3S4 65-125/0.55

Customer	Date	2024-06-12	Company
Contact	Item no.		Issued by
Phone	Project		Phone
E-mail	Project ID	Proiect redenumit 2024-06-12 12:10:37	E-mail

N°	PART NAME	MATERIAL		DIMENSIONS	STANDARD	Q.TY	
		3S4	3LS4				
1	Casing	EN 1.4301 (AISI 304)	EN 1.4404 (AISI 316L)			1	
3	Motor bracket	Cast iron EN-GJL-200-EN 1561				1	
4	Casing cover	EN 1.4301 (AISI 304)	EN 1.4404 (AISI 316L)			1	
6	Coupling - Part in contact with liquid	EN 1.4301 (AISI 304)	EN 1.4404 (AISI 316L)			1	
7	Impeller	32, 40, 50	EN 1.4301 (AISI 304)	EN 1.4404 (AISI 316L)		1	
		65-125/160/200	EN 1.4401 (AISI 316)				
11	Mechanical seal [4]	Carbon/Ceramic/NBR	SiC/SiC/FPM			1	
12	Motor	-				1	
25	Draining plug	EN 1.4401 (AISI 316) / PTFE		R 1/8" L=8	DIN 906	1	
26	O ring	32-125, 40-125	NBR [5]	FPM	158.11x5.34	OR 6625	1
		32-160, 40-160, 50-125, 65-125			183.52x5.34	OR 6720	
		32-200, 40-200, 50-160, 50-200, 65-160, 65-200			227.96x5.34	OR 6895	
32	Key	EN 1.4401 (AISI 316)		6x6x25	UNI 6604	1	
34	Impeller nut	Other model 50-200/2.2	EN 1.4301 (AISI 304)	EN 1.4404 (AISI 316L)	M16x1.5	UNI 7474	1
					M18x1.5		
42	Foot	Galvanized steel				[1]	
44	Protection	EN 1.4301 (AISI 304)			EBARA DRAWING	2	
72	Casing ring (not for 65 version) [2]	EN 1.4301 (AISI 304)	EN 1.4404 (AISI 316L)			1	
73	Casing ring (not for 65 version)	EN 1.4301 (AISI 304)	EN 1.4404 (AISI 316L)			1	
200	Screw	32-125, 40-125	Stainless steel A2 70 class ISO 3506/1	M 8x30	UNI 5739	8	
		40-160, 40-200, 50-125, 50-160, 50-200, 65-125, 65-160, 65-200					
206	Screw	up to 0.37kW	Gv. Steel 8.8 strenght class ISO 898/1	M 8x20	UNI 5739	4	
		from 0.55 to 1.5kW		M 10x25			
		for 2.2 and 3kW		M 12x30			

[1] Quantity = 1 up to 1.5kW

Quantity = 2 for 2.2 and 3kW

[2] Only for version 32-200, 40-200, 50-160, 50-200

[3] Quantity = 10 for 32-160, 40-160, 50-125, 65-125

Quantity = 12 for 32-200, 40-200, 50-160, 50-200, 65-160, 65-200

[4] Special version: see CONSTRUCTION 3

[5] FPM for H-HS-HW-HSW version

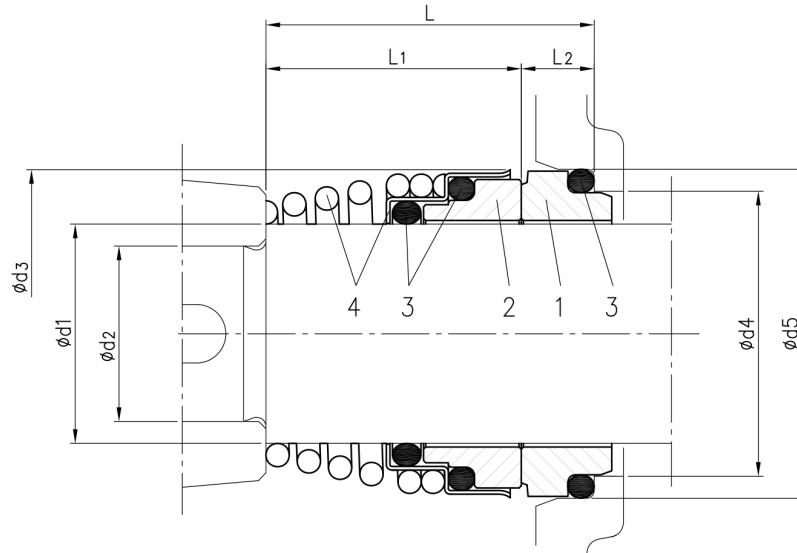
EPDM for E version, Q1AEGG, U3U3EGG, Q1Q1EGG, Q1U3EGG, U3CEGG

(3/3)

Construction

Pump Name 3S4 65-125/0.55

Customer	Date 2024-06-12	Company
Contact	Item no.	Issued by
Phone	Project	Phone
E-mail	Project ID Proiect redenumit 2024-06-12 12:10:37	E-mail



Version	Pump type	Dimensions							Material				
		d1	d2	d3	d4	d5	L	L1	L2	1 Stationary seal ring	2 Rotary seal ring	3 Rubber	4 Frame + spring
Standard	32-125/160/200 40-125/160/200 50-125/160/200 65-125/160/200	22	19	38	31	37	37.5	27.5	10	Carbon	Ceramic	NBR	EN 1.4401 (AISI 316)