

Technical Data

Pump Name

3S 32-125/1.1

Customer	Date	2024-06-12	Company
Contact	Item no.		Issued by
Phone	Project		Phone
E-mail	Project ID	Proiect redenumit 2024-06-12 12:10:37	E-mail

Requested data

1	Pump type	CENTRIFUGAL PUMPS	Fluid	Water
2	Number of pumps / Reserve	1 / 0	Liquid temperature	°C
3	Flow	m³/h	Kin. viscosity	mm²/s
4	Head	m	Vapour pressure	bar
5	Geodetic head	m	PH value	
6	Inlet pressure (pin)	bar	Density	kg/m³
7	Available system NPSH		Solids	Weight %
8	Ambient temperature	°C		

Pump

9	Pump Name	3S 32-125/1.1	Frequency	Hz	50	
10	Design	CENTRIFUGAL PUMPS	Installation type		STANDARD	
11	Manufacturer	EBARA	Impeller Diameter	Max.	mm	
12	Speed	rpm		2900	Designed	mm
13	No. of Stage			1	Min.	mm
14	Connection	Suction side	DIN 2532	Flow	Operating	
15	Connection	Discharge side	DIN 2532		Max-	m³/h
16	Max Working Pressure	bar	10		Min-	m³/h
17	Shut-off head	bar	2.20	Head	Operating	
18	Total weight	kg	See the table of "Dimensions".		- (Qmax.)	m
19	Shaft power	kW			- (Qmin.)	m
20				Max. Shaft Power at max. impeller	kW	
21	Required pump NPSH	m		Efficiency	%	

Materials

22	Impeller	AISI 304		
23	Casing	AISI 304		
24	Shaft	AISI 304		
25				
26				
27				

Motor

28	Manufacturer	LAFERT	Insulation class	F	
29	Type	TEFC_3S32-125/1.1_230_Three Phase	Phases	3~	
30	Specific design	IE3 / 50 Hz / Pole pairs 1	Frame size	80	
31	Rated power	kW	1.1	Weight	kg
32	Number of poles		2	Electric voltage	V
33	Speed	rpm	2900	Electric current	A
34	Degree of protection				
35					

Remarks

Performance Curve

Pump Name

3S 32-125/1.1

Customer	Date	2024-06-12	Company
Contact	Item no.		Issued by
Phone	Project		Phone
E-mail	Project ID	Project redenumit 2024-06-12 12:10:37	E-mail

Requested data

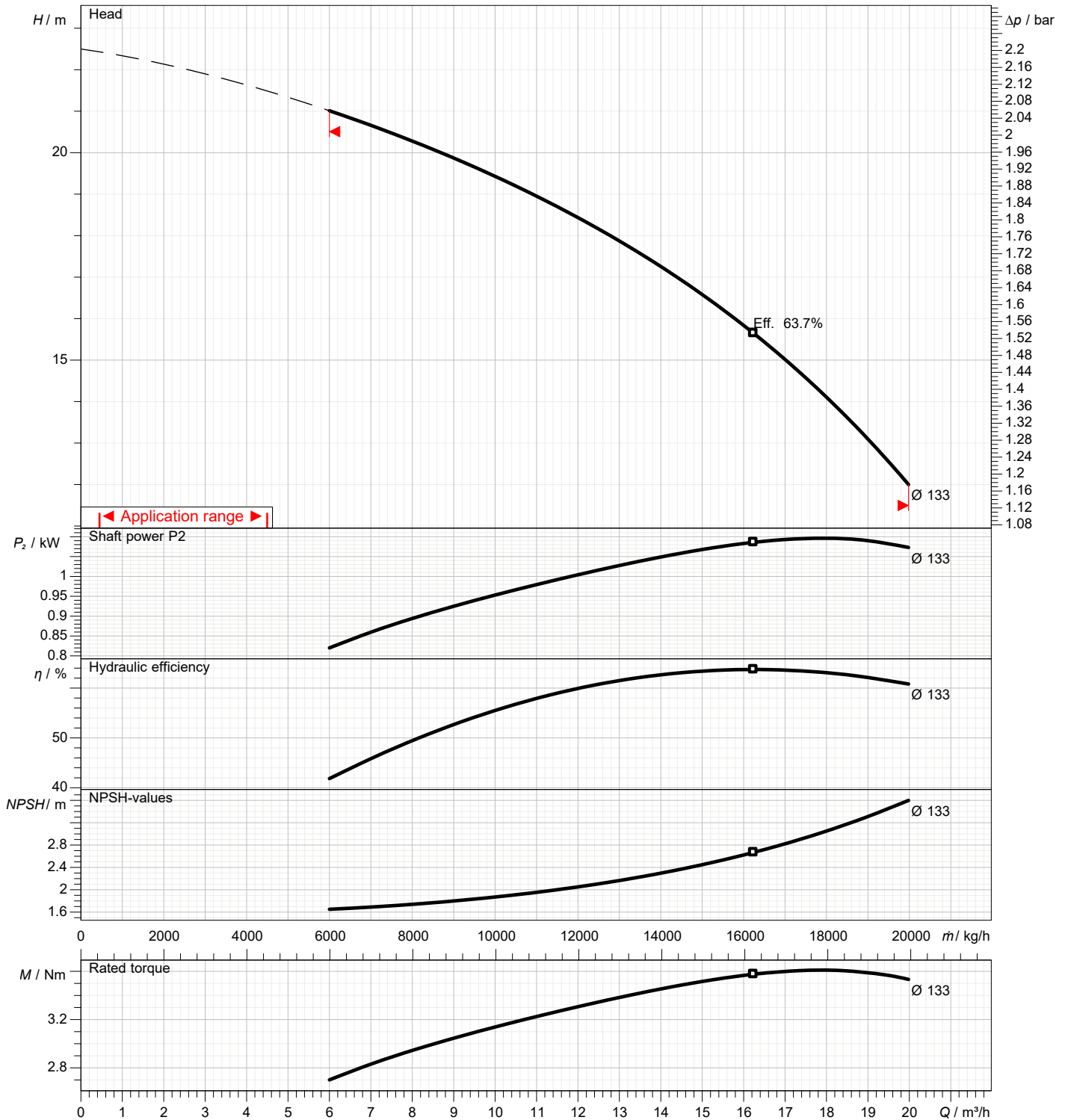
1	Flow	m³/h	
2	Head	m	
3	Geodetic head	m	

Pump

Operating flow	m³/h		Frequency	Hz	50
Operating head	m		Number of poles		2
Impeller diameter designed	mm	133	Speed	rpm	2900

Test standard: ISO 9906:2012 - Grade3B

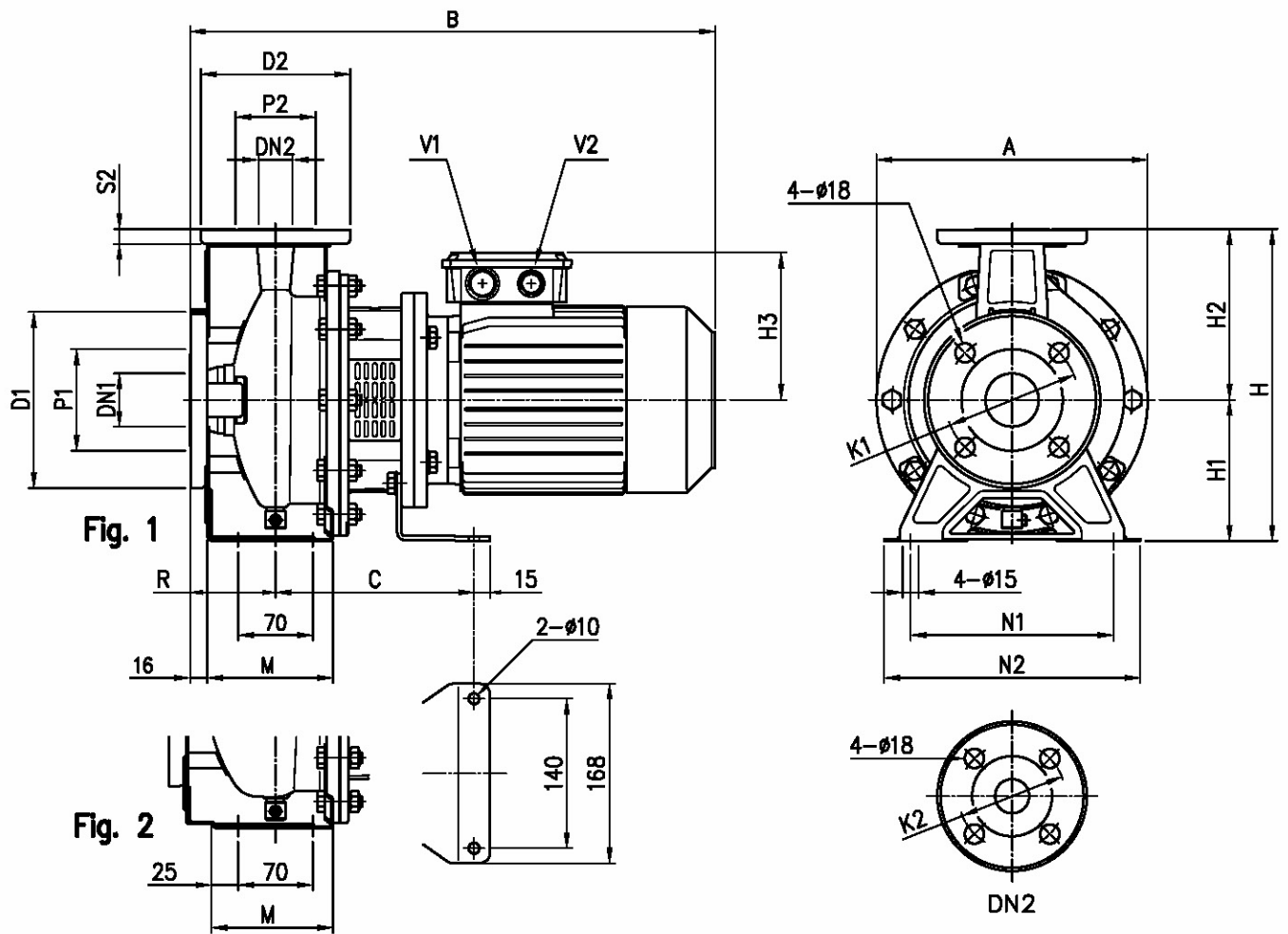
Water; 20°C; 998.3kg/m³; 1mm²/s



Dimensions

Pump Name 3S 32-125/1.1

Customer	Date 2024-06-12	Company
Contact	Item no.	Issued by
Phone	Project	Phone
E-mail	Project ID Proiect redenumit 2024-06-12 12:10:37	E-mail



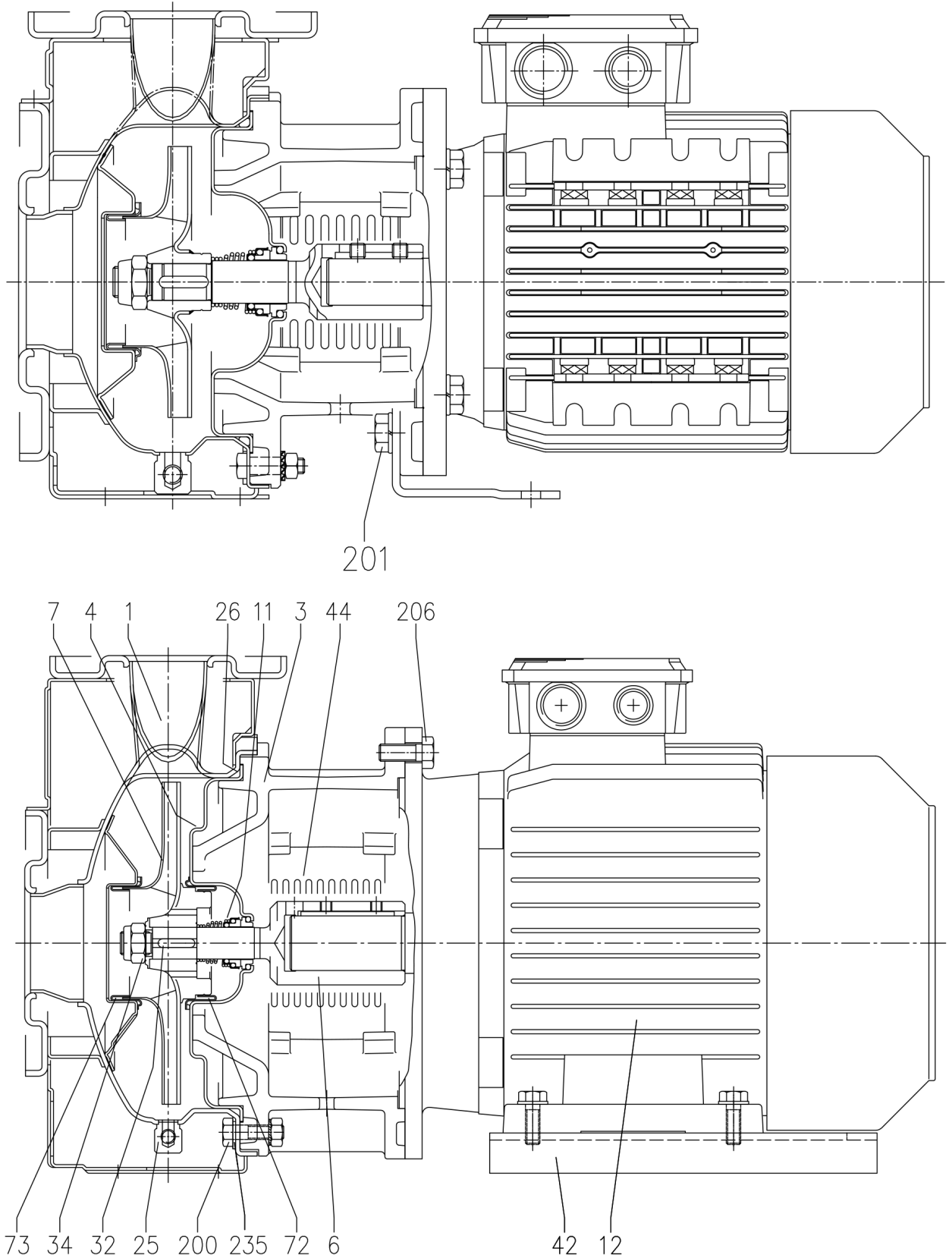
Dimensions in		mm					
1	A	213	H3	139			
2	B	430	M	114			
3	C	174	N1	140			
4	Dia D1	165	N2	190			
5	Dia D2	140	R	80			
6	Dia DN1	50	S2	14			
7	Dia K1	125	V1	[M25x1].5			
8	Dia K2	100	V2	[M20x1].5			
9	Dia P1	95	Weight P&M	24,7 kg			
10	Dia P2	75					
11	DN2	32					
12	Fig	1					
13	H	252					
14	H1	112					
15	H2	140					

(1/3)

Construction

Pump Name 3S 32-125/1.1

Customer	Date 2024-06-12	Company
Contact	Item no.	Issued by
Phone	Project	Phone
E-mail	Project ID Proiect redenumit 2024-06-12 12:10:37	E-mail



(2/3)

Construction

Pump Name 3S 32-125/1.1

Customer	Date	2024-06-12	Company
Contact	Item no.		Issued by
Phone	Project		Phone
E-mail	Project ID	Proiect redenumit 2024-06-12 12:10:37	E-mail

N°	PART NAME	MATERIAL		DIMENSIONS	STANDARD	Q.TY		
		3S	3LS					
001	Casing	EN 1.4301 (AISI 304)	EN 1.4404 (AISI 316L)			1		
003	Motor bracket	Cast iron EN-GJL-200-EN 1561				1		
003A	Adapter ring [1]	Cast iron EN-GJL-200-EN 1561				1		
004	Casing cover	EN 1.4301 (AISI 304)	EN 1.4404 (AISI 316L)			1		
006	Coupling - Part in contact with liquid	EN 1.4301 (AISI 304)	EN 1.4404 (AISI 316L)			1		
007	Impeller	EN 1.4301 (AISI 304)	EN 1.4404 (AISI 316L)			1		
011	Mechanical seal	Carbon/Ceramic/NBR	SiC/SiC/FPM	[7]		1		
012	Motor	-				1		
025	Draing plug	EN 1.4401 (AISI 316) / PTFE		R 1/8" L=8	DIN 906	1		
026	"O" ring	NBR [8]	FPM	32-125, 40-125	158.11x5.34	OR 6625	1	
				32-160, 40-160, 50-125, 65-125	183.52x5.34	OR 6720		
				32-200, 40-200, 50-160, 50-200, 65-160, 65-200	227.96x5.34	OR 6895		
032	Key	Up to 11 kW	EN 1.4401 (AISI 316)		6x6x25	UNI 6604	1	
					15 kW and above			8x7x30
034	Impeller nut	Up to 11kW	EN 1.4301 (AISI 304)	EN 1.4404 (AISI 316L)	M16x1.5	UNI 7474	1	
					50-200/15			M18x1.5
					15 kW and above			M20x1.5
042	Foot	Aluminium / Galvanized steel				[2]		
044	Protection	EN 1.4301 (AISI 304)			EBARA DRAWING	1		
072	Casing ring [3]	EN 1.4301 (AISI 304)	EN 1.4404 (AISI 316L)			1		
073	Casing ring (not for 65 version)	EN 1.4301 (AISI 304)	EN 1.4404 (AISI 316L)			1		
200	Screw	32-125, 40-125	Stainless steel A2 70 class ISO 3506/1		M 8x30	UNI 5739	8	
		50-200, 65-125, 65-160, 65-200			M 10x35	UNI 5739	[4]	
201	Screw	Galvanized Steel 8.8 strenght class ISO 898/1		M 10x16	UNI 5739	[5]		
206	Screw for bracket	Galvanized Steel 8.8 strenght class ISO 898/1		M 10x40	UNI 5739	4		
206-2	Screw adapter ring [1]	Galvanized Steel 8.8 strenght class ISO 898/1			UNI 5931	4		
235	Washer	32-125, 40-125	Stainless steel A2 70 class ISO 3506/1		M 8.4x17	UNI 6592	8	
		50-200, 65-125, 65-160, 65-200			M 10.5x21	UNI 6592	[4]	
244	Pin [6]	-	EN 1.4301 (AISI 304)		UNI 5931	4		

[1] Only for version 65-125/5.5 and 65-125/7.5

[2] Quantity =0 for version 65-200/22

Quantity =1 for version for 32, 40, 50, 65-125/5.5, 65-125/7.5, 65-160/11, 65-160/15, 65-200/15, 65-200/18.5

Quantity =2 for version for 65-125/4, 65-160/7.5, 65-160/9.2

[3] Only for version 32-200, 40-200, 50-160, 50-200

[4] Quantity =10 for 32-160, 40-160, 50-125, 65-125

Quantity =12 for 32-200, 40-200, 50-160, 50-200, 65-160, 65-200

[5] Only for version 32-125/1.1, 32-160/1.5, 32-160/1.5, 32-160/2.2, 40-125/1.5, 40-125/2.2, 50-125/2.2

[6] Only for 65-160/15, 65-200

[7] Special version: see **CONSTRUCTION 3**

[8] FPM for H-HS-HW-HSW version

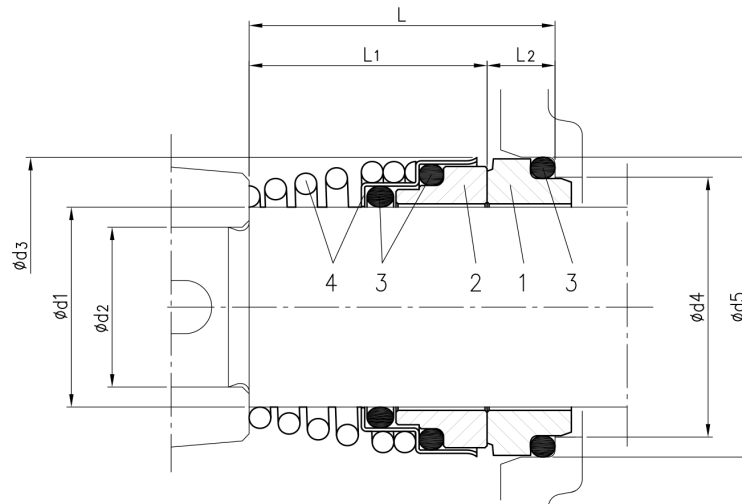
EPDM for E version

(3/3)

Construction

Pump Name 3S 32-125/1.1

Customer	Date 2024-06-12	Company
Contact	Item no.	Issued by
Phone	Project	Phone
E-mail	Project ID Proiect redenumit 2024-06-12 12:10:37	E-mail



Version	Pump type	Dimensions								Material			
		d1	d2	d3	d4	d5	L	L1	L2	1 Stationary seal ring	2 Rotary seal ring	3 Rubber	4 Frame + Spring
Standard	32-125/160/200	22	19	38	31	37	37.5	27.5	10	Carbon	Ceramic	NBR	EN 1.4401 (AISI 316)
	40-125/160/200												
	50-125/160/200												
	65-125												
	65-160/7.5-9.2-11												
	65-160/15												
65-200													