

Technical Data

Pump Name

3S 40-200/11

Customer	Date	2024-06-12	Company
Contact	Item no.		Issued by
Phone	Project		Phone
E-mail	Project ID	Proiect redenumit 2024-06-12 12:10:37	E-mail

Requested data

1	Pump type	CENTRIFUGAL PUMPS	Fluid	Water
2	Number of pumps / Reserve	1 / 0	Liquid temperature	°C 20
3	Flow m³/h		Kin. viscosity	mm²/s 1.005
4	Head m		Vapour pressure	bar 0.0234
5	Geodetic head m		PH value	
6	Inlet pressure (pin) bar	0	Density	kg/m³ 998.3
7	Available system NPSH		Solids	Weight % 0
8	Ambient temperature °C	20		

Pump

9	Pump Name	3S 40-200/11	Frequency	Hz 50
10	Design	CENTRIFUGAL PUMPS	Installation type	STANDARD
11	Manufacturer	EBARA	Impeller Diameter	Max. mm 224
12	Speed rpm	2900		Designed mm 224
13	No. of Stage	1		Min. mm 224
14	Connection Suction side	DIN 2532	Flow	Operating m³/h
15	Connection Discharge side	DIN 2532		Max- m³/h 42
16	Max Working Pressure bar	10		Min- m³/h 12
17	Shut-off head bar	7.05	Head	Operating m
18	Total weight kg	See the table of "Dimensions".		- (Qmax.) m 59.0
19	Shaft power kW			- (Qmin.) m 71.0
20			Max. Shaft Power at max. impeller	kW 9.90
21	Required pump NPSH m		Efficiency	%

Materials

22	Impeller	AISI 304	
23	Casing	AISI 304	
24	Shaft	AISI 304	
25			
26			
27			

Motor

28	Manufacturer	LAFERT	Insulation class	F
29	Type	TEFC_3S40-200/11_400_Three Phase	Phases	3~
30	Specific design	IE3 / 50 Hz / Pole pairs 1	Frame size	160 M
31	Rated power kW	11	Weight kg	87.81
32	Number of poles	2	Electric voltage V	400
33	Speed rpm	2900	Electric current A	19.7
34	Degree of protection			
35				

Remarks

Performance Curve

Pump Name

3S 40-200/11

Customer	Date	2024-06-12	Company
Contact	Item no.		Issued by
Phone	Project		Phone
E-mail	Project ID	Proiect redenumit 2024-06-12 12:10:37	E-mail

Requested data

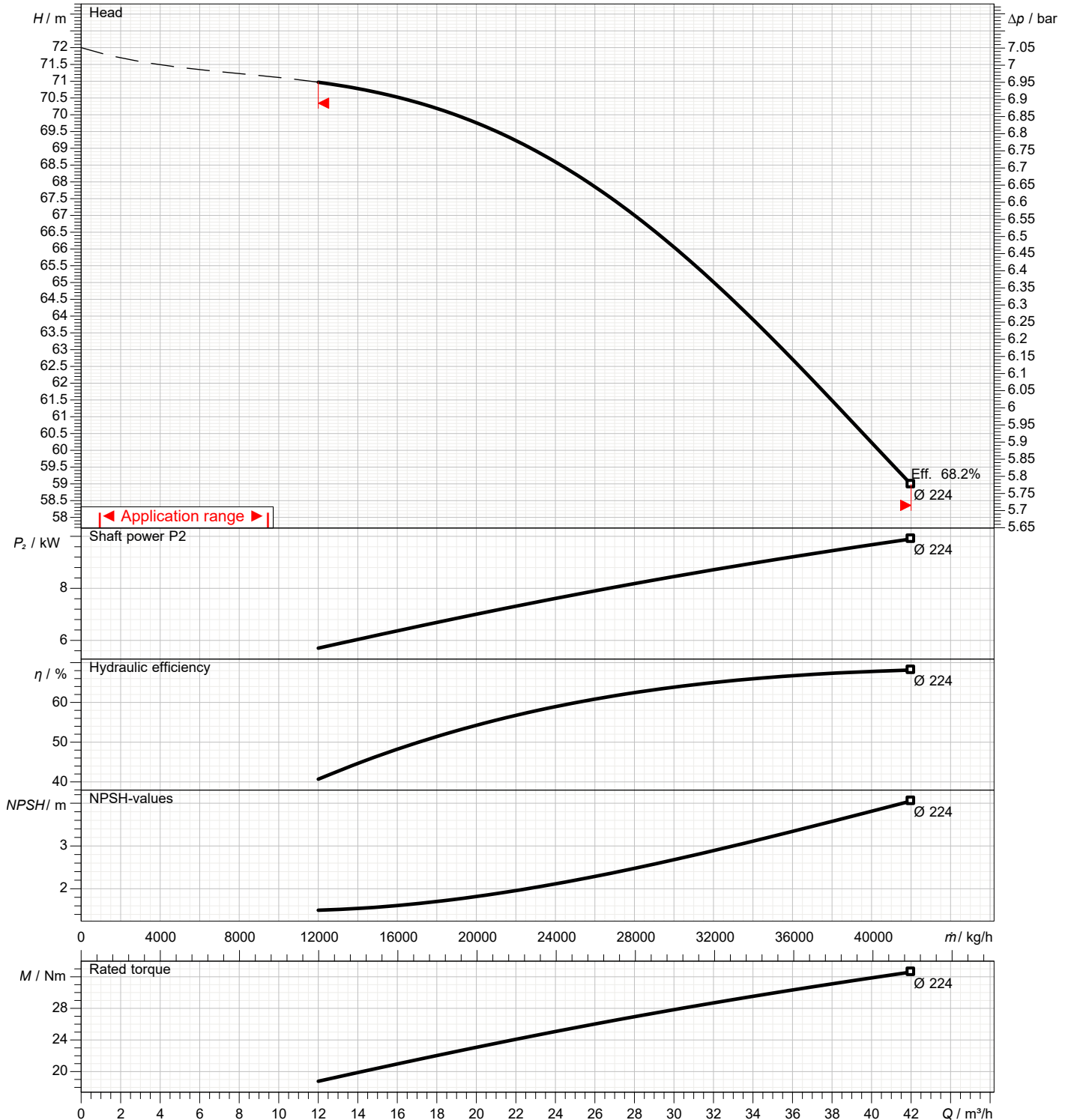
1	Flow	m³/h	
2	Head	m	
3	Geodetic head	m	

Pump

Operating flow	m³/h		Frequency	Hz	50
Operating head	m		Number of poles		2
Impeller diameter designed	mm	224	Speed	rpm	2900

Test standard: ISO 9906:2012 - Grade3B

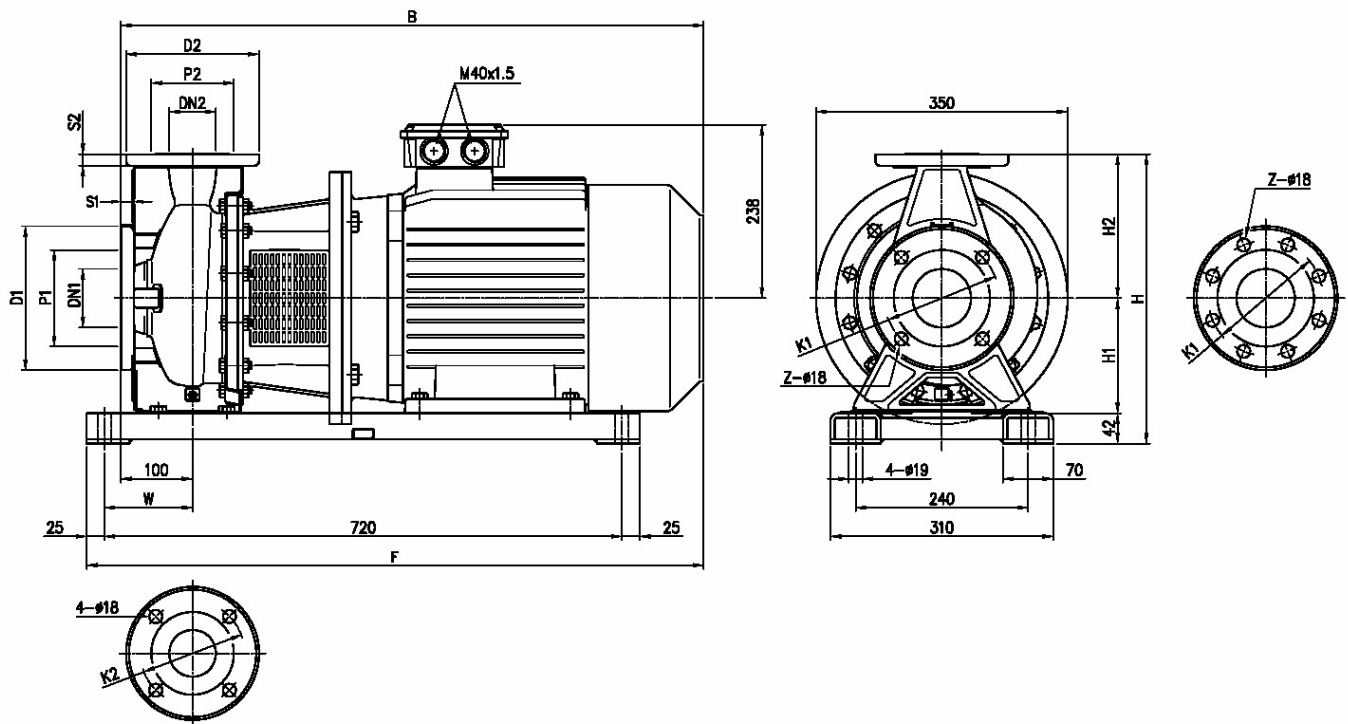
Water; 20°C; 998.3kg/m³; 1mm²/s



Dimensions

Pump Name 3S 40-200/11

Customer	Date 2024-06-12	Company
Contact	Item no.	Issued by
Phone	Project	Phone
E-mail	Project ID Proiect redenumit 2024-06-12 12:10:37	E-mail



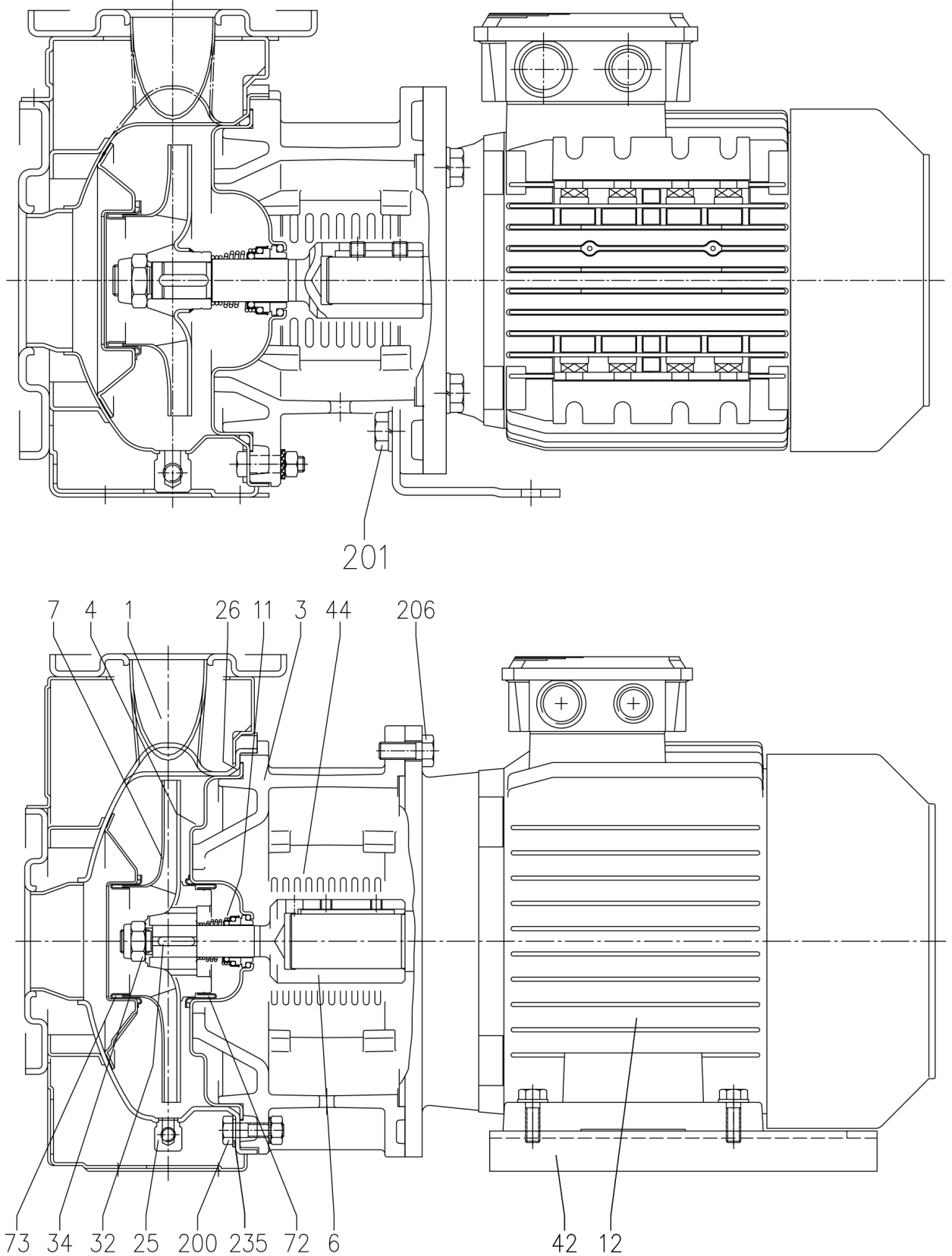
Dimensions in		mm						
1	B	796	S2	14				
2	Dia D1	185	W	110				
3	Dia D2	150	Weight P&M	117,8 kg				
4	Dia DN1	65	Z	4				
5	Dia K1	145						
6	Dia K2	110						
7	Dia P1	115						
8	Dia P2	80						
9	DN2	40						
10	F	831						
11	H	382						
12	H1	160						
13	H2	180						
14	H3	238						
15	S1	16						

(1/3)

Construction

Pump Name 3S 40-200/11

Customer	Date 2024-06-12	Company
Contact	Item no.	Issued by
Phone	Project	Phone
E-mail	Project ID Proiect redenumit 2024-06-12 12:10:37	E-mail



(2/3)

Construction

Pump Name 3S 40-200/11

Customer	Date	2024-06-12	Company
Contact	Item no.		Issued by
Phone	Project		Phone
E-mail	Project ID	Project redenumit 2024-06-12 12:10:37	E-mail

N°	PART NAME	MATERIAL		DIMENSIONS	STANDARD	Q.TY	
		3S	3LS				
1	Casing	EN 1.4301 (AISI 304)	EN 1.4404 (AISI 316L)			1	
3	Motor bracket	Cast iron EN-GJL-200-EN 1561				1	
4	Casing cover	EN 1.4301 (AISI 304)	EN 1.4404 (AISI 316L)			1	
6	Coupling - Part in contact with liquid	EN 1.4301 (AISI 304)	EN 1.4404 (AISI 316L)			1	
7	Impeller	EN 1.4301 (AISI 304)	EN 1.4404 (AISI 316L)			1	
11	Mechanical seal	Carbon/Ceramic/NBR	SiC/SiC/FPM	[5]		1	
12	Motor					1	
25	Draining plug	EN 1.4401 (AISI 316) / PTFE		R 1/8" L=8	DIN 906	1	
26	O ring	32-125, 40-125	NBR [6]	FPM	158.11x5.34	OR 6625	1
		32-160, 40-160, 50-125			183.52x5.34	OR 6720	
		32-200, 40-200, 50-160, 50-200			227.96x5.34	OR 6895	
32	Key	Up to 11 kW	EN 1.4401 (AISI 316)		6x6x25	UNI 6604	1
		15 kW and above			8x7x30		
34	Impeller nut	Up to 11kW	EN 1.4301 (AISI 304)	EN 1.4404 (AISI 316L)	M16x1.5	UNI 7474	1
		50-200/15			M18x1.5		
42	Foot	Aluminium / Galvanized steel				[1]	
44	Protection	EN 1.4301 (AISI 304)			EBARA DRAWING	1	
72	Casing ring [3]	EN 1.4301 (AISI 304)	EN 1.4404 (AISI 316L)			1	
73	Casing ring (not for 65 version)	EN 1.4301 (AISI 304)	EN 1.4404 (AISI 316L)			1	
200	Screw	32-125, 40-125	Stainless steel A2 70 class ISO 3506/1		M 8x30	UNI 5739	8
		40-160, 40-200, 50-125, 50-160, 50-200			M 10x35	UNI 5739	[3]
201	Screw	Galvanized Steel 8.8 strenght class ISO 898/1		M 10x16	UNI 5739	[4]	
206	Screw for bracket	Galvanized Steel 8.8 strenght class ISO 898/1		M 10x40	UNI 5739	4	
235	Washer	32-125, 40-125	Stainless steel A2 70 class ISO 3506/1		M 8.4x17	UNI 6592	8
		40-160, 40-200, 50-125, 50-160, 50-200			M 10.5x21	UNI 6592	[3]

[1] Quantity =1 for version for 32, 40, 50,

[2] Only for version 32-200, 40-200, 50-160, 50-200

[3] Quantity =10 for 32-160, 40-160, 50-125,

Quantity =12 for 32-200, 40-200, 50-160, 50-200,

[4] Only for version 32-125/1.1, 32-160/1.5, 32-160/2.2, 40-125/1.5, 40-125/2.2, 50-125/2.2

[5] Special version: see CONSTRUCTION 3

[6] FPM for H-HS-HW-HSW version

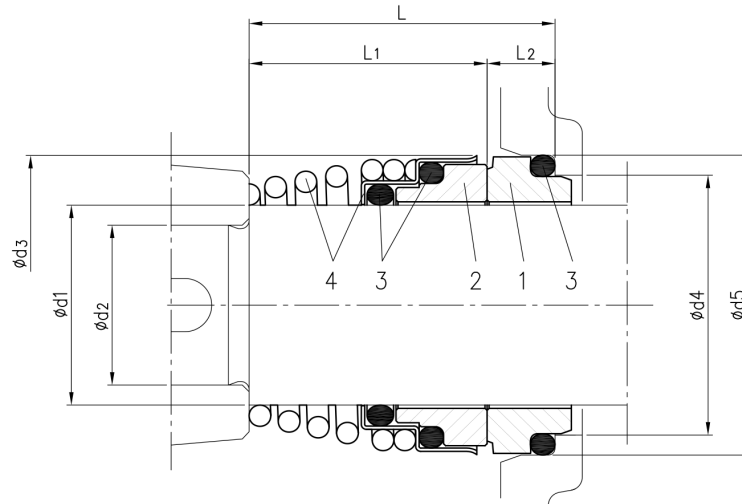
EPDM for E version and for special seals (Q1AEGG, U3U3EGG, Q1Q1EGG, Q1U3EGG, U3CEGG)

(3/3)

Construction

Pump Name 3S 40-200/11

Customer	Date 2024-06-12	Company
Contact	Item no.	Issued by
Phone	Project	Phone
E-mail	Project ID Proiect redenumit 2024-06-12 12:10:37	E-mail



Version	Pump type	Dimensions								Material			
		d1	d2	d3	d4	d5	L	L1	L2	1 Stationary seal ring	2 Rotary seal ring	3 Rubber	4 Frame + Spring
Standard	32-125/160/200	22	19	38	31	37	37.5	27.5	10	Carbon	Ceramic	NBR	EN 1.4401 (AISI 316)
	40-125/160/200												
	50-125/160/200												
	65-125												
	65-160/7.5-9.2-11												
	65-160/15												
65-200													