

Technical Data

Pump Name

3S 50-125/4.0

Customer	Date	2024-06-12	Company
Contact	Item no.		Issued by
Phone	Project		Phone
E-mail	Project ID	Proiect redenumit 2024-06-12 12:10:37	E-mail

Requested data

1	Pump type	CENTRIFUGAL PUMPS	Fluid	Water
2	Number of pumps / Reserve	1 / 0	Liquid temperature	°C
3	Flow	m³/h	Kin. viscosity	mm²/s
4	Head	m	Vapour pressure	bar
5	Geodetic head	m	PH value	
6	Inlet pressure (pin)	bar	Density	kg/m³
7	Available system NPSH		Solids	Weight %
8	Ambient temperature	°C		

Pump

9	Pump Name	3S 50-125/4.0	Frequency	Hz	50	
10	Design	CENTRIFUGAL PUMPS	Installation type		STANDARD	
11	Manufacturer	EBARA	Impeller Diameter	Max.	mm	
12	Speed	rpm		2900	Designed	mm
13	No. of Stage	1		Min.	mm	140
14	Connection	Suction side	DIN 2532	Flow	Operating	m³/h
15	Connection	Discharge side	DIN 2532		Max-	m³/h
16	Max Working Pressure	bar	10		Min-	m³/h
17	Shut-off head	bar	2.60	Head	Operating	m
18	Total weight	kg	See the table of "Dimensions".		- (Qmax.)	m
19	Shaft power	kW			- (Qmin.)	m
20			Max. Shaft Power at max. impeller	kW	4.07	
21	Required pump NPSH	m	Efficiency	%		

Materials

22	Impeller	AISI 304		
23	Casing	AISI 304		
24	Shaft	AISI 304		
25				
26				
27				

Motor

28	Manufacturer	LAFERT	Insulation class	F	
29	Type	TEFC_3S50-125/4.0_230_Three Phase	Phases	3~	
30	Specific design	IE3 / 50 Hz / Pole pairs 1	Frame size	112 M	
31	Rated power	kW	4	Weight	kg
32	Number of poles	2	Electric voltage	V	230
33	Speed	rpm	2900	Electric current	A
34	Degree of protection				
35					

Remarks

Performance Curve

Pump Name

3S 50-125/4.0

Customer	Date	2024-06-12	Company
Contact	Item no.		Issued by
Phone	Project		Phone
E-mail	Project ID	Proiect redenumit 2024-06-12 12:10:37	E-mail

Requested data

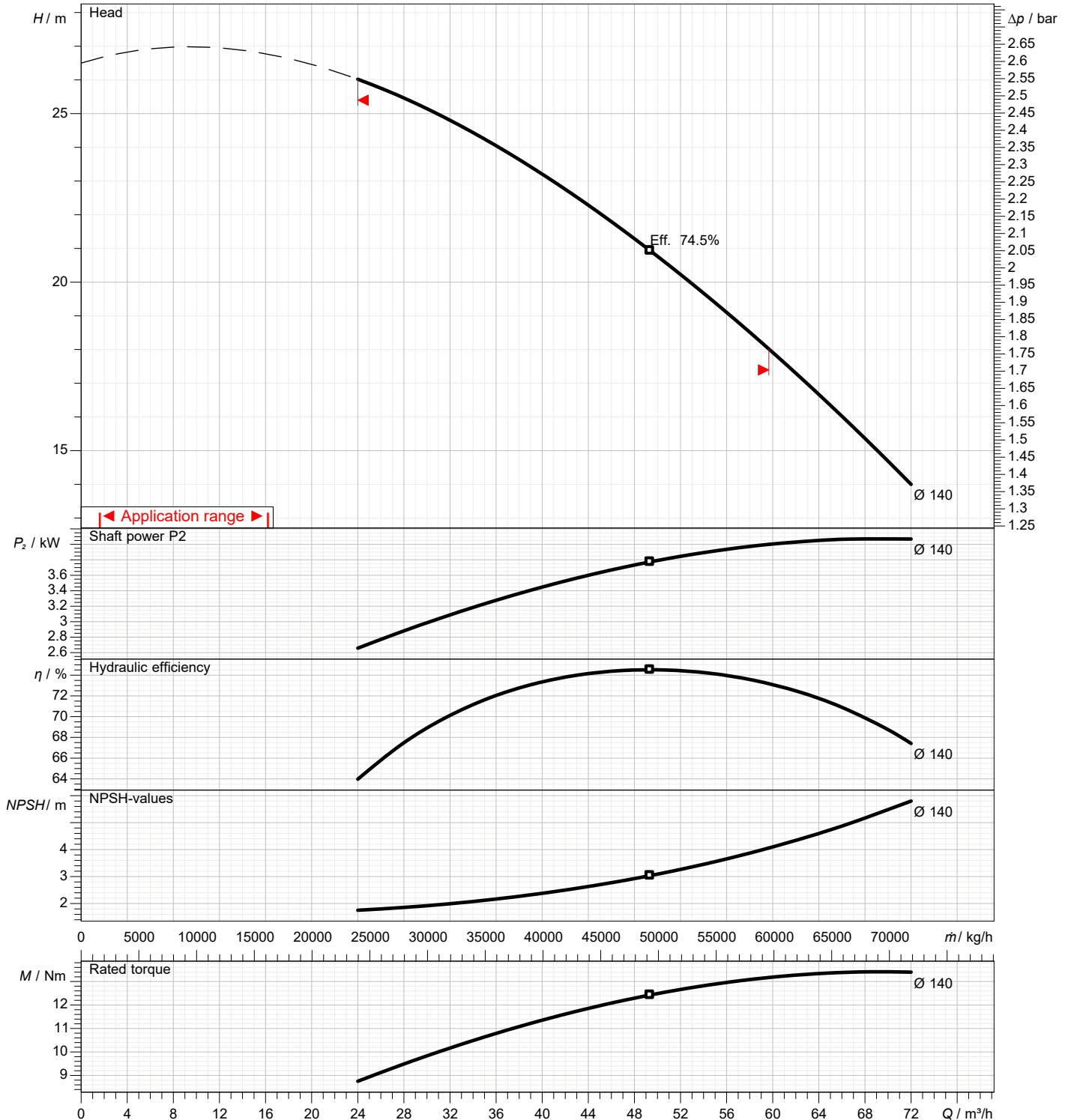
1	Flow	m³/h	
2	Head	m	
3	Geodetic head	m	

Pump

Operating flow	m³/h		Frequency	Hz	50
Operating head	m		Number of poles		2
Impeller diameter designed	mm	140	Speed	rpm	2900

Test standard: ISO 9906:2012 - Grade3B

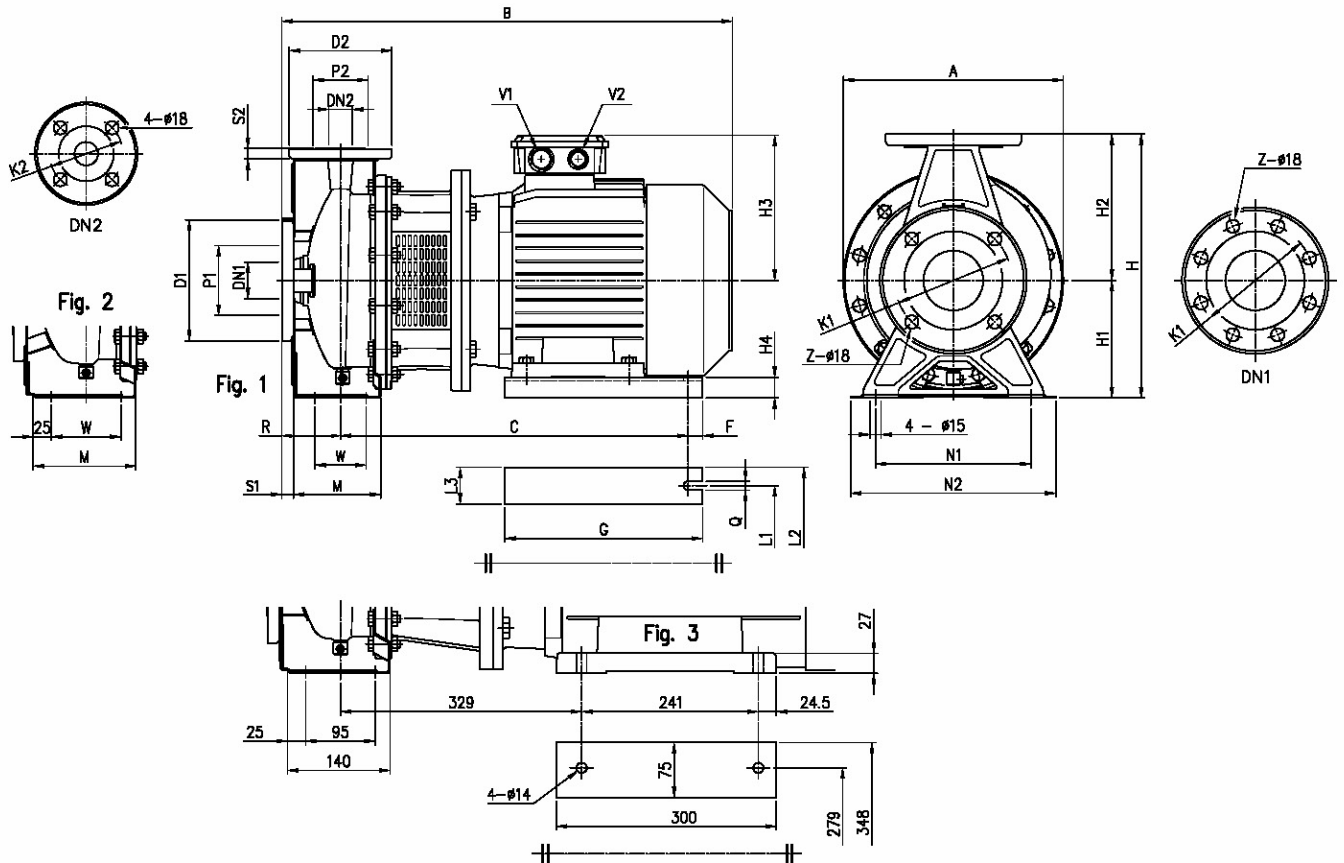
Water; 20°C; 998.3kg/m³; 1mm²/s



Dimensions

Pump Name 3S 50-125/4.0

Customer	Date 2024-06-12	Company
Contact	Item no.	Issued by
Phone	Project	Phone
E-mail	Project ID Proiect redenumit 2024-06-12 12:10:37	E-mail



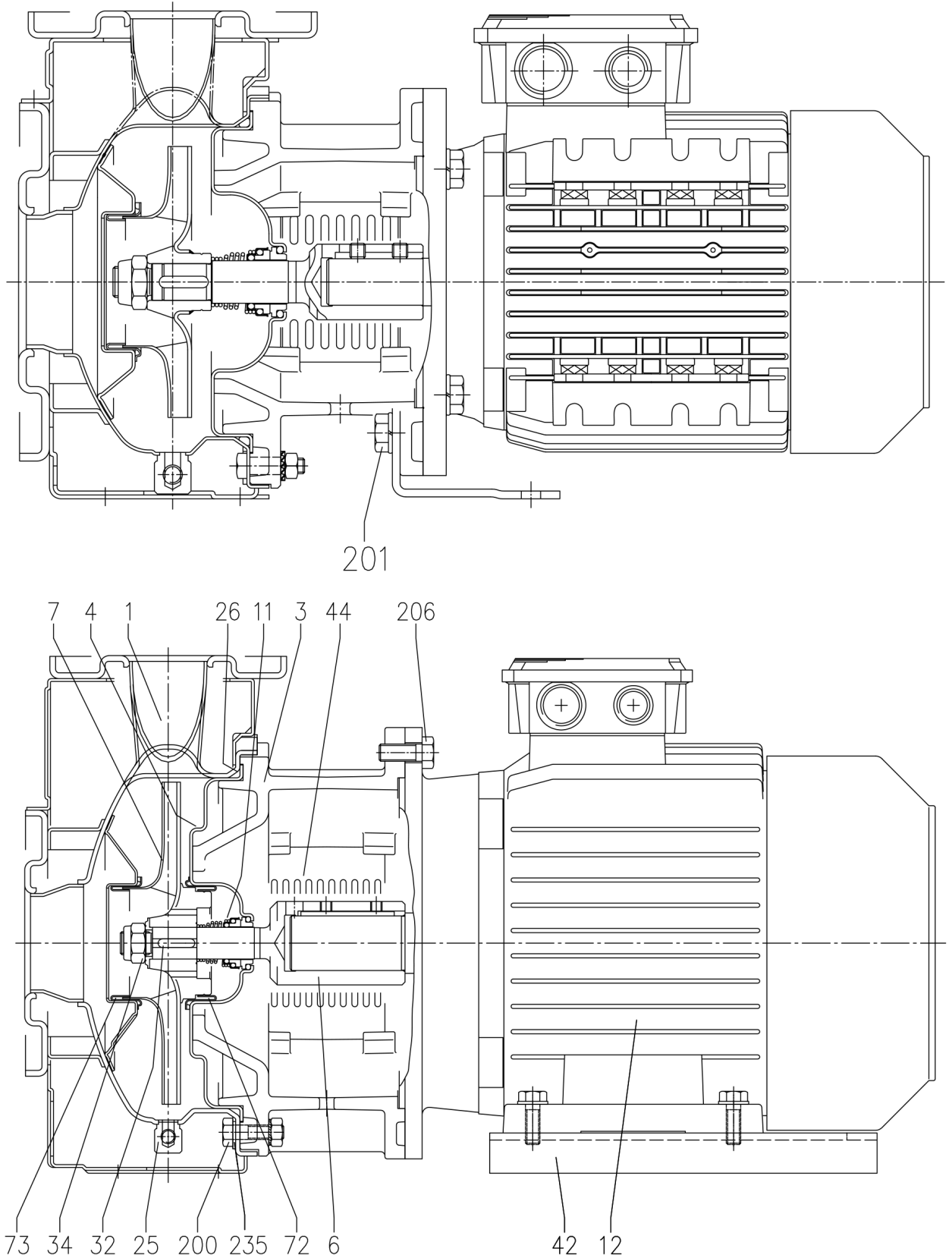
Dimensions in		mm						
1	A	254	H1	132	V2	[M20x1].5		
2	B	570	H2	160	W	70		
3	C	395	H3	171	Weight P&M	45,6 kg		
4	Dia D1	185	H4	20	Z	4		
5	Dia D2	165	L1	190				
6	Dia DN1	65	L2	240				
7	Dia K1	145	L3	50				
8	Dia K2	125	M	114				
9	Dia P1	115	N1	190				
10	Dia P2	95	N2	240				
11	DN2	50	Q	12				
12	F	15	R	100				
13	Fig	2	S1	16				
14	G	220	S2	16				
15	H	292	V1	[M25x1].5				

(1/3)

Construction

Pump Name 3S 50-125/4.0

Customer	Date 2024-06-12	Company
Contact	Item no.	Issued by
Phone	Project	Phone
E-mail	Project ID Proiect redenumit 2024-06-12 12:10:37	E-mail



(2/3)

Construction

Pump Name 3S 50-125/4.0

Customer	Date	2024-06-12	Company
Contact	Item no.		Issued by
Phone	Project		Phone
E-mail	Project ID	Project redenumit 2024-06-12 12:10:37	E-mail

N°	PART NAME	MATERIAL		DIMENSIONS	STANDARD	Q.TY	
		3S	3LS				
1	Casing	EN 1.4301 (AISI 304)	EN 1.4404 (AISI 316L)			1	
3	Motor bracket	Cast iron EN-GJL-200-EN 1561				1	
4	Casing cover	EN 1.4301 (AISI 304)	EN 1.4404 (AISI 316L)			1	
6	Coupling - Part in contact with liquid	EN 1.4301 (AISI 304)	EN 1.4404 (AISI 316L)			1	
7	Impeller	EN 1.4301 (AISI 304)	EN 1.4404 (AISI 316L)			1	
11	Mechanical seal	Carbon/Ceramic/NBR	SiC/SiC/FPM	[5]		1	
12	Motor					1	
25	Draining plug	EN 1.4401 (AISI 316) / PTFE		R 1/8" L=8	DIN 906	1	
26	O ring	32-125, 40-125 32-160, 40-160, 50-125 32-200, 40-200, 50-160, 50-200	NBR [6]	FPM	158.11x5.34	OR 6625	1
					183.52x5.34	OR 6720	
					227.96x5.34	OR 6895	
32	Key	Up to 11 kW 15 kW and above	EN 1.4401 (AISI 316)	6x6x25	UNI 6604	1	
				8x7x30			
34	Impeller nut	Up to 11kW 50-200/15	EN 1.4301 (AISI 304)	EN 1.4404 (AISI 316L)	M16x1.5	UNI 7474	1
					M18x1.5		
42	Foot	Aluminium / Galvanized steel				[1]	
44	Protection	EN 1.4301 (AISI 304)			EBARA DRAWING	1	
72	Casing ring [3]	EN 1.4301 (AISI 304)	EN 1.4404 (AISI 316L)			1	
73	Casing ring (not for 65 version)	EN 1.4301 (AISI 304)	EN 1.4404 (AISI 316L)			1	
200	Screw	32-125, 40-125 40-160, 40-200, 50-125, 50-160, 50-200	Stainless steel A2 70 class ISO 3506/1	M 8x30	UNI 5739	8	
				M 10x35	UNI 5739	[3]	
201	Screw	Galvanized Steel 8.8 strenght class ISO 898/1		M 10x16	UNI 5739	[4]	
206	Screw for bracket	Galvanized Steel 8.8 strenght class ISO 898/1		M 10x40	UNI 5739	4	
235	Washer	32-125, 40-125 40-160, 40-200, 50-125, 50-160, 50-200	Stainless steel A2 70 class ISO 3506/1	M 8.4x17	UNI 6592	8	
				M 10.5x21	UNI 6592	[3]	

[1] Quantity =1 for version for 32, 40, 50,

[2] Only for version 32-200, 40-200, 50-160, 50-200

[3] Quantity =10 for 32-160, 40-160, 50-125,

Quantity =12 for 32-200, 40-200, 50-160, 50-200,

[4] Only for version 32-125/1.1, 32-160/1.5, 32-160/2.2, 40-125/1.5, 40-125/2.2, 50-125/2.2

[5] Special version: see CONSTRUCTION 3

[6] FPM for H-HS-HW-HSW version

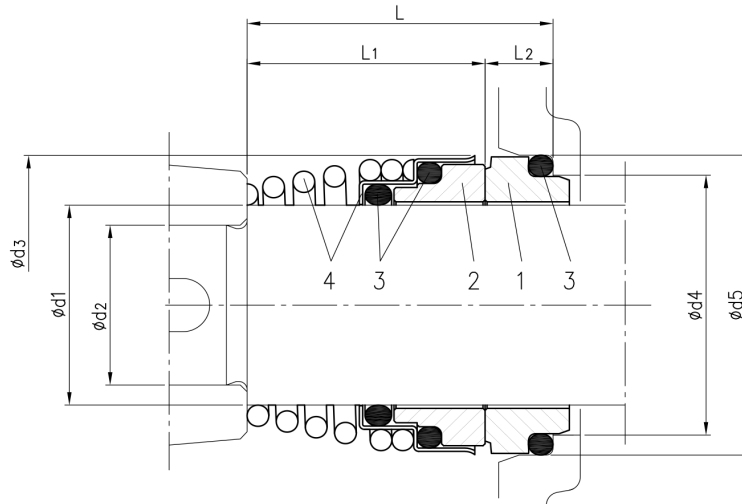
EPDM for E version and for special seals (Q1AEGG, U3U3EGG, Q1Q1EGG, Q1U3EGG, U3CEGG)

(3/3)

Construction

Pump Name 3S 50-125/4.0

Customer	Date 2024-06-12	Company
Contact	Item no.	Issued by
Phone	Project	Phone
E-mail	Project ID Proiect redenumit 2024-06-12 12:10:37	E-mail



Version	Pump type	Dimensions								Material			
		d1	d2	d3	d4	d5	L	L1	L2	1 Stationary seal ring	2 Rotary seal ring	3 Rubber	4 Frame + Spring
Standard	32-125/160/200	22	19	38	31	37	37.5	27.5	10	Carbon	Ceramic	NBR	EN 1.4401 (AISI 316)
	40-125/160/200												
	50-125/160/200												
	65-125												
	65-160/7.5-9.2-11												
65-160/15	30	24	46	39	45	42.5	32.5	10					
65-200													