

Technical Data

Pump Name

3S 65-160/15

Customer	Date	2024-06-12	Company
Contact	Item no.		Issued by
Phone	Project		Phone
E-mail	Project ID	Proiect redenumit 2024-06-12 12:10:37	E-mail

Requested data

1	Pump type	CENTRIFUGAL PUMPS	Fluid	Water
2	Number of pumps / Reserve	1 / 0	Liquid temperature	°C
3	Flow	m³/h	Kin. viscosity	mm²/s
4	Head	m	Vapour pressure	bar
5	Geodetic head	m	PH value	
6	Inlet pressure (pin)	bar	Density	kg/m³
7	Available system NPSH		Solids	Weight %
8	Ambient temperature	°C		

Pump

9	Pump Name	3S 65-160/15	Frequency	Hz	50	
10	Design	CENTRIFUGAL PUMPS	Installation type		STANDARD	
11	Manufacturer	EBARA	Impeller Diameter	Max.	mm	
12	Speed	rpm		2900	Designed	mm
13	No. of Stage	1		Min.	mm	178
14	Connection	Suction side	DIN 2532	Flow	Operating	m³/h
15	Connection	Discharge side	DIN 2532		Max-	m³/h
16	Max Working Pressure	bar	10		Min-	m³/h
17	Shut-off head	bar	4.70	Head	Operating	m
18	Total weight	kg	See the table of "Dimensions".		- (Qmax.)	m
19	Shaft power	kW			- (Qmin.)	m
20			Max. Shaft Power at max. impeller	kW	13.68	
21	Required pump NPSH	m	Efficiency	%		

Materials

22	Impeller	AISI 316L		
23	Casing	AISI 304		
24	Shaft	AISI 304		
25				
26				
27				

Motor

28	Manufacturer	LAFERT	Insulation class	F	
29	Type	TEFC_3S65-160/15_400_Three Phase	Phases	3~	
30	Specific design	IE3 / 50 Hz / Pole pairs 1	Frame size	160 M	
31	Rated power	kW	15	Weight	kg
32	Number of poles	2	Electric voltage	V	400
33	Speed	rpm	2900	Electric current	A
34	Degree of protection				
35					

Remarks

Performance Curve

Pump Name

3S 65-160/15

Customer	Date	2024-06-12	Company
Contact	Item no.		Issued by
Phone	Project		Phone
E-mail	Project ID	Project redenumit 2024-06-12 12:10:37	E-mail

Requested data

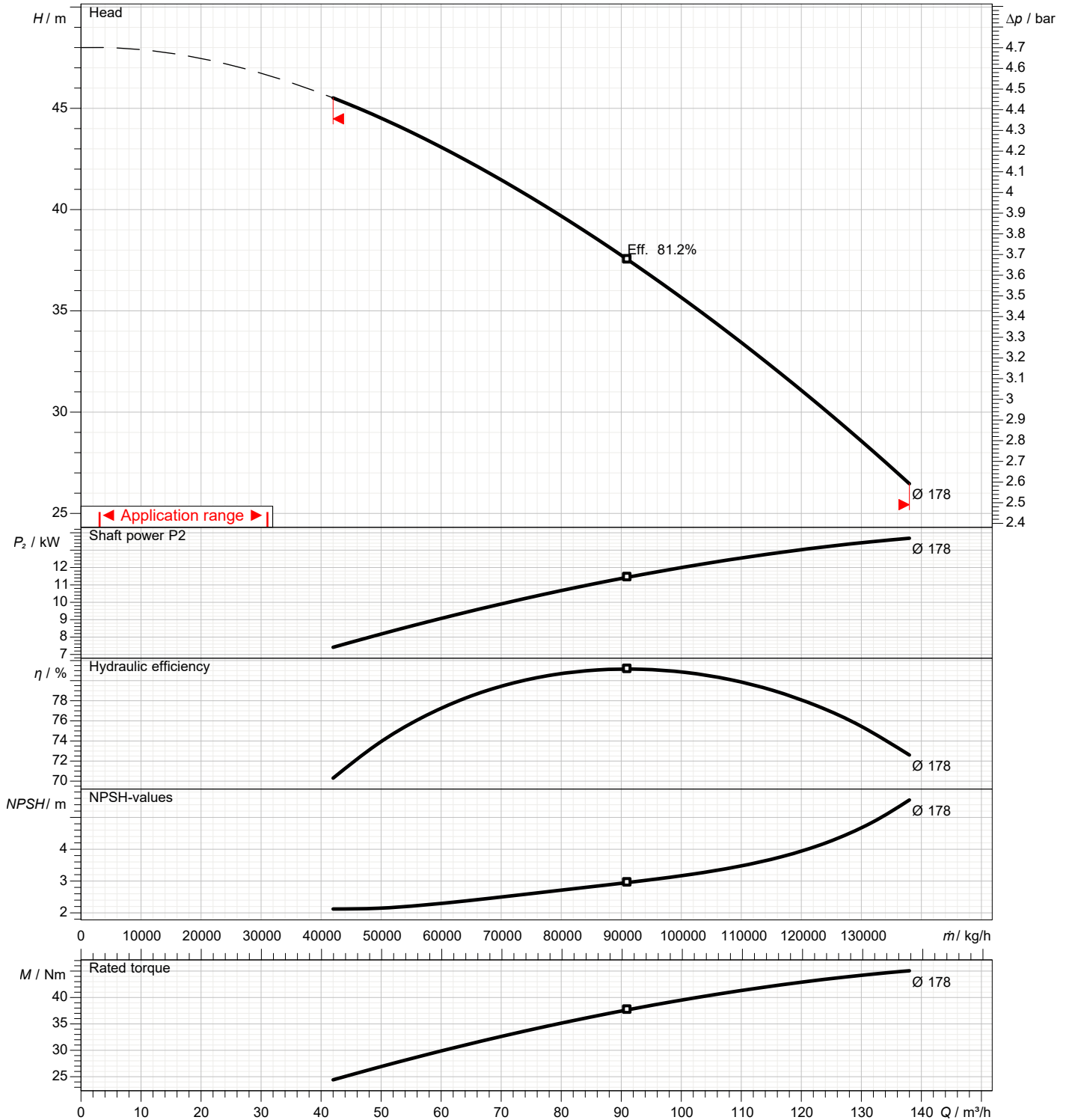
1	Flow	m³/h	
2	Head	m	
3	Geodetic head	m	

Pump

Operating flow	m³/h		Frequency	Hz	50
Operating head	m		Number of poles		2
Impeller diameter designed	mm	178	Speed	rpm	2900

Test standard: ISO 9906:2012 - Grade3B

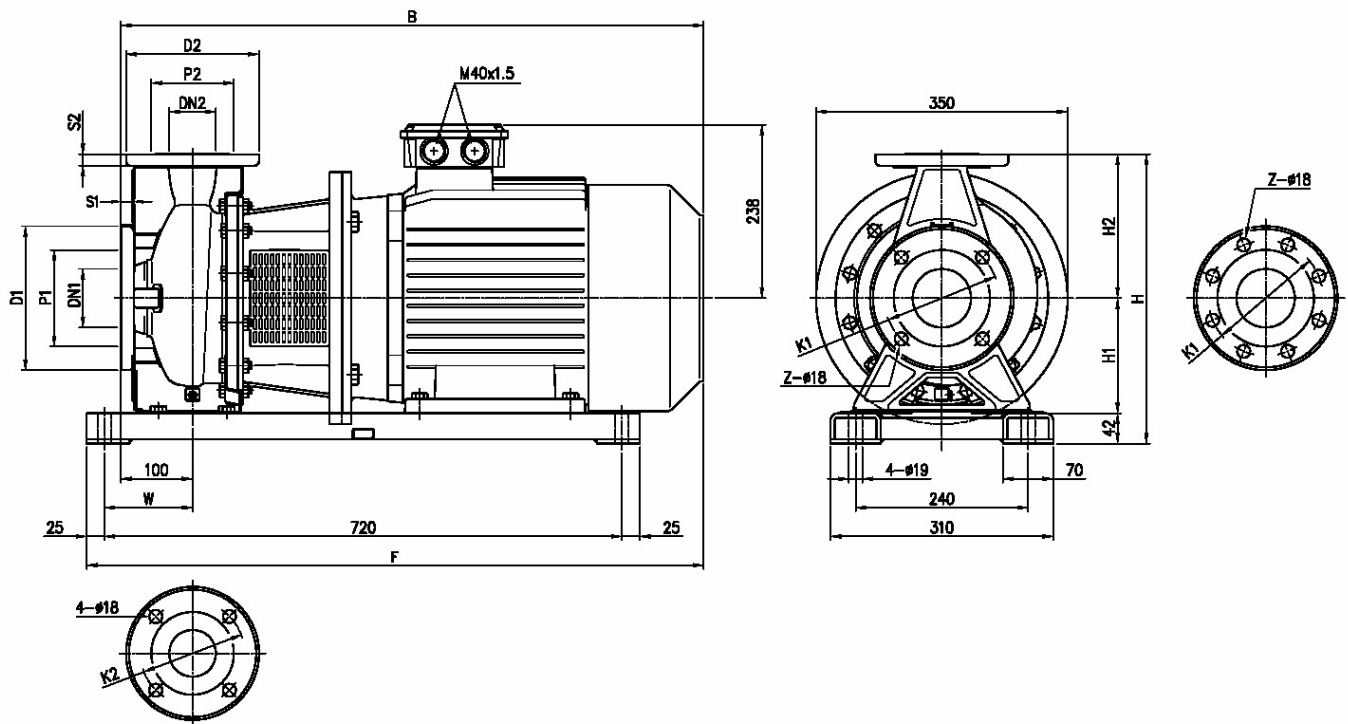
Water; 20°C; 998.3kg/m³; 1mm²/s



Dimensions

Pump Name 3S 65-160/15

Customer	Date 2024-06-12	Company
Contact	Item no.	Issued by
Phone	Project	Phone
E-mail	Project ID Proiect redenumit 2024-06-12 12:10:37	E-mail



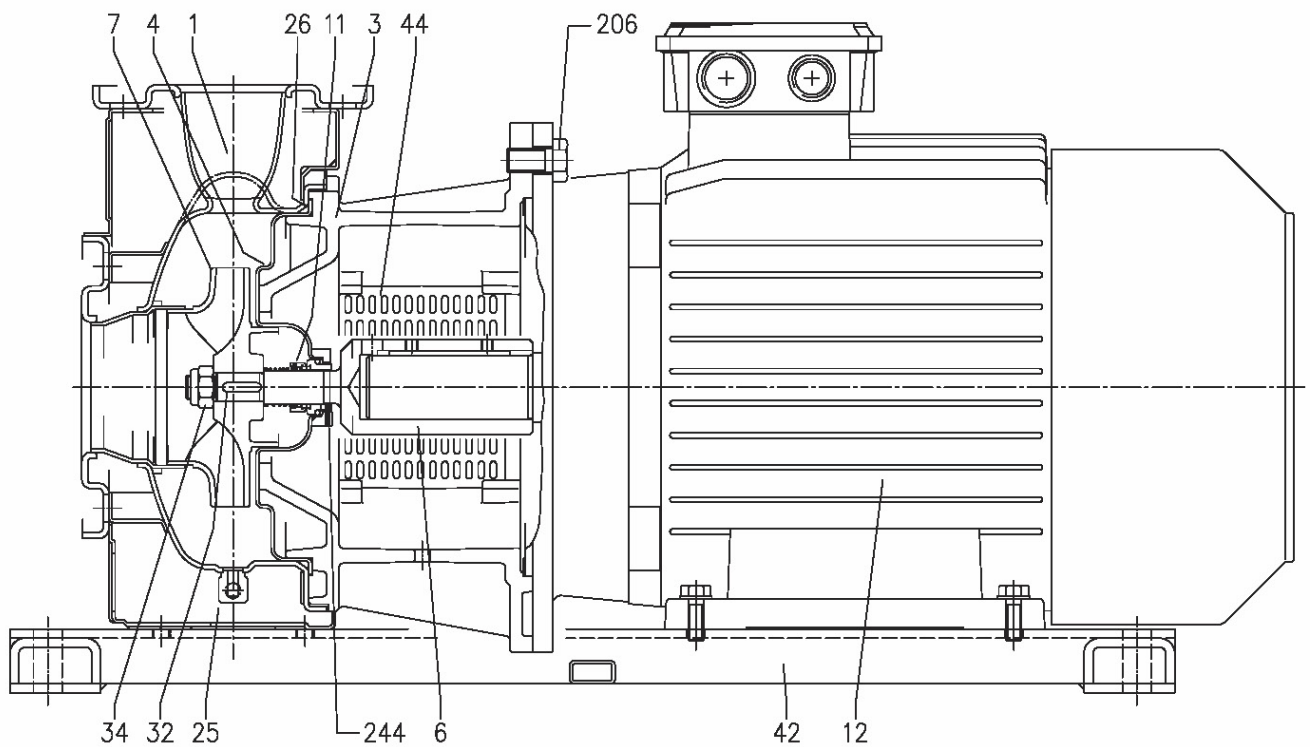
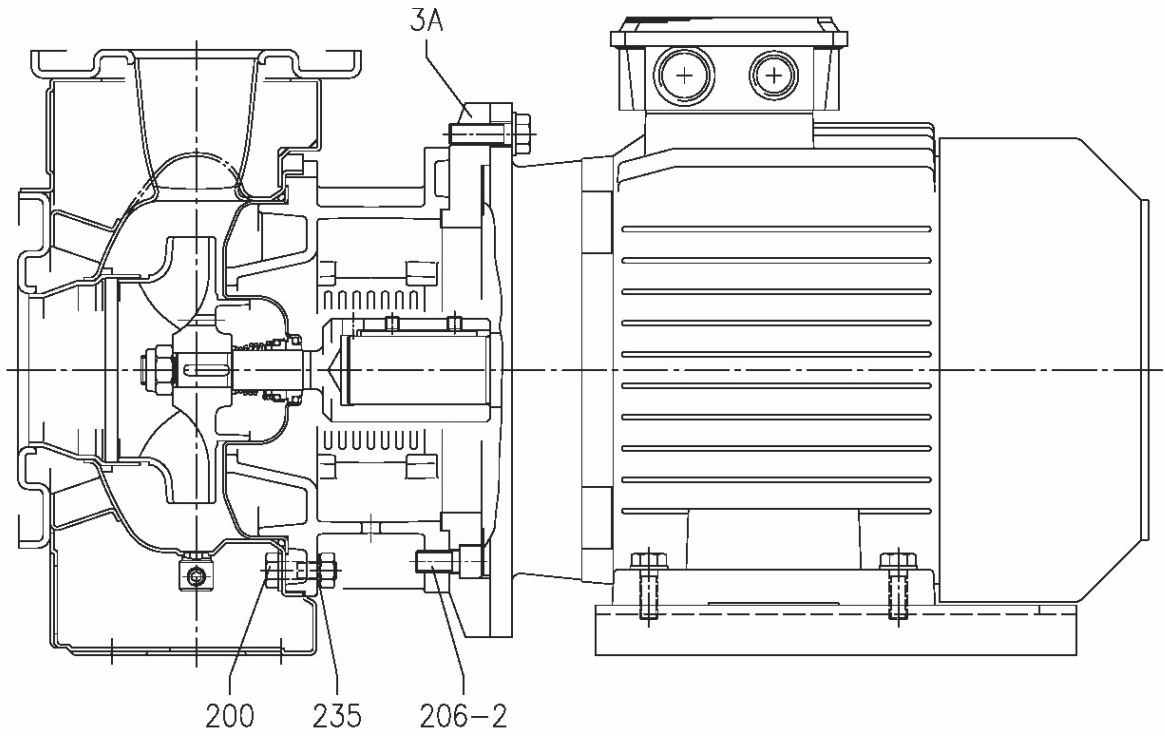
Dimensions in		mm					
1	B	806	S2	16			
2	Dia D1	200	W	122.5			
3	Dia D2	185	Weight P&M	120,9 kg			
4	Dia DN1	80	Z	8			
5	Dia K1	160	Z option	4			
6	Dia K2	145					
7	Dia P1	134					
8	Dia P2	115					
9	DN2	65					
10	F	854					
11	H	402					
12	H1	160					
13	H2	200					
14	H3	238					
15	S1	18					

(1/3)

Construction

Pump Name 3S 65-160/15

Customer	Date 2024-06-12	Company
Contact	Item no.	Issued by
Phone	Project	Phone
E-mail	Project ID Proiect redenumit 2024-06-12 12:10:37	E-mail



(2/3)

Construction

Pump Name 3S 65-160/15

Customer	Date 2024-06-12	Company
Contact	Item no.	Issued by
Phone	Project	Phone
E-mail	Project ID Proiect redenumit 2024-06-12 12:10:37	E-mail

N°	PART NAME	MATERIAL		DIMENSIONS	STANDARD	Q.TY	
		3S	3LS				
1	Casing	EN 1.4301 (AISI 304)	EN 1.4404 (AISI 316L)			1	
3	Motor bracket	Cast iron EN-GJL-200-EN 1561				1	
3 A	Adapter ring [1]	Cast iron EN-GJL-200-EN 1561				1	
4	Casing cover	EN 1.4301 (AISI 304)	EN 1.4404 (AISI 316L)			1	
6	Coupling - Part in contact with liquid	EN 1.4301 (AISI 304)	EN 1.4404 (AISI 316L)			1	
7	Impeller	EN 1.4301 (AISI 304)	EN 1.4404 (AISI 316L)			1	
11	Mechanical seal	Carbon/Ceramic/NBR	SiC/SiC/FPM	[7]		1	
12	Motor					1	
25	Draing plug	EN 1.4401 (AISI 316) / PTFE		R 1/8" L=8	DIN 906	1	
26	O ring	65-125 65-160, 65-200	NBR [8]	FPM	183.52x5.34	OR 6720	
					227.96x5.34	OR 6895	
32	Key	Up to 11 kW 15 kW and above	EN 1.4401 (AISI 316)	6x6x25	UNI 6604	1	
				8x7x30			
34	Impeller nut	Up to 11kW 15 kW and above	EN 1.4301 (AISI 304)	EN 1.4404 (AISI 316L)	M16x1.5	UNI 7474	1
					M20x1.5		
42	Foot	Aluminium / Galvanized steel				[1]	
44	Protection	EN 1.4301 (AISI 304)			EBARA DRAWING	1	
200	Screw	65-125, 65-160, 65-200	Stainless steel A2 70 class ISO 3506/1		M 10x35	UNI 5739	[3]
206	Screw for bracket	Galvanized Steel 8.8 strenght class ISO 898/1		M 10x40	UNI 5739	4	
206-2	Screw adapter ring [1]	Galvanized Steel 8.8 strenght class ISO 898/1			UNI 5931	4	
235	Washer	65-125, 65-160, 65-200	Stainless steel A2 70 class ISO 3506/1		M 10.5x21	UNI 6592	[3]
244	Pin [6]		EN 1.4301 (AISI 304)		UNI 5931	4	

[1] Only for version 65-125/5.5 and 65-125/7.5

[2] Quantity =0 for version 65-200/22

Quantity =1 for version for 65-125/5.5, 65-125/7.5, 65-160/11, 65-160/15, 65-200/15, 65-200/18.5

Quantity =2 for version for 65-125/4, 65-160/7.5, 65-160/9.2

[3] Quantity =10 for 65-125

Quantity =12 for 65-160, 65-200

[4] Only for 65-160/15, 65-200

[5] Special version: see CONSTRUCTION 3

[6] FPM for H-HS-HW-HSW version

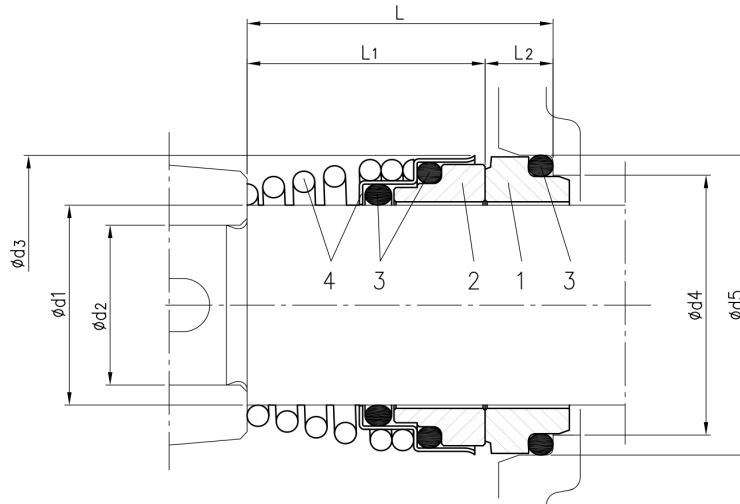
EPDM for E version and for special seals (Q1AEGG, U3U3EGG, Q1Q1EGG, Q1U3EGG, U3CEGG)

(3/3)

Construction

Pump Name 3S 65-160/15

Customer	Date 2024-06-12	Company
Contact	Item no.	Issued by
Phone	Project	Phone
E-mail	Project ID Proiect redenumit 2024-06-12 12:10:37	E-mail



Version	Pump type	Dimensions								Material			
		d1	d2	d3	d4	d5	L	L1	L2	1 Stationary seal ring	2 Rotary seal ring	3 Rubber	4 Frame + Spring
Standard	32-125/160/200	22	19	38	31	37	37.5	27.5	10	Carbon	Ceramic	NBR	EN 1.4401 (AISI 316)
	40-125/160/200												
	50-125/160/200												
	65-125												
	65-160/7.5-9.2-11												
	65-160/15												
65-200													