

Technical data

Pump name

4BHS/A 4-19

Customer	Date	2024-06-20	Company
Contact	Item no.		Issued by
Phone	Project		Phone
E-mail	Project ID	Proiect redenumit 2024-06-20 14:51:28	E-mail

Requested data

1	Pump type		SUBMERSIBLE MULTISTAGE PUMPS	Fluid		Water
2	Number of pumps / Reserve		1 / 0	Liquid temperature	°C	20
3	Flow	m³/h		Kin. viscosity	mm²/s	1.005
4	Head	m		Vapour pressure	bar	0.0234
5	Geodetic head	m		PH value		
6	Inlet pressure (pin)	bar	0	Density	kg/m³	998.3
7	Available system NPSH			Solids	Weight %	0
8	Ambient temperature	°C	20			

Pump

9	Pump name		4BHS/A 4-19	Frequency	Hz	60	
10	Design		SUBMERSIBLE MULTISTAGE PUMPS	Installation type		without motor	
11	Manufacturer		EBARA	Impeller Diameter	Max.	mm	72
12	Speed	rpm	3450		Designed	mm	72
13	No. of Stage		19		Min.	mm	72
14	Connection	Suction side	-	Flow	Operating	m³/h	
15	Connection	Discharge side	UNI ISO 228		Max-	m³/h	7.2
16	Max Working Pressure	bar			Min-	m³/h	2.1
17	Shut-off head	bar	16.56	Head	Operating	m	
18	Total weight	kg	See the table of "Dimensions".		- (Qmax.)	m	58.9
19	Shaft power	kW	(Power / Stage)		- (Qmin.)	m	148.0
20				Max. Shaft Power at max. impeller	kW	2.36	(Power / Stage)
21	Required pump NPSH	m		Efficiency	%		

Materials

22	Impeller	AISI 304	
23	Intermediate casing	AISI 304	
24	Shaft	AISI 316	
25			
26			
27			

Motor

28	Manufacturer	without motor	Insulation class	
29	Type	without motor 1	Phases	
30	Specific design	without motor / 60 Hz / Pole pairs 1	Frame size	
31	Rated power	kW	Weight	kg
32	Number of poles	2	Electric voltage	V
33	Speed	rpm	Electric current	A
34	Degree of protection			
35				

Remarks

Performance curve

Pump name

4BHS/A 4-19

Customer	Date	2024-06-20	Company
Contact	Item no.		Issued by
Phone	Project		Phone
E-mail	Project ID	Proiect redenumit 2024-06-20 14:51:28	E-mail

Requested data

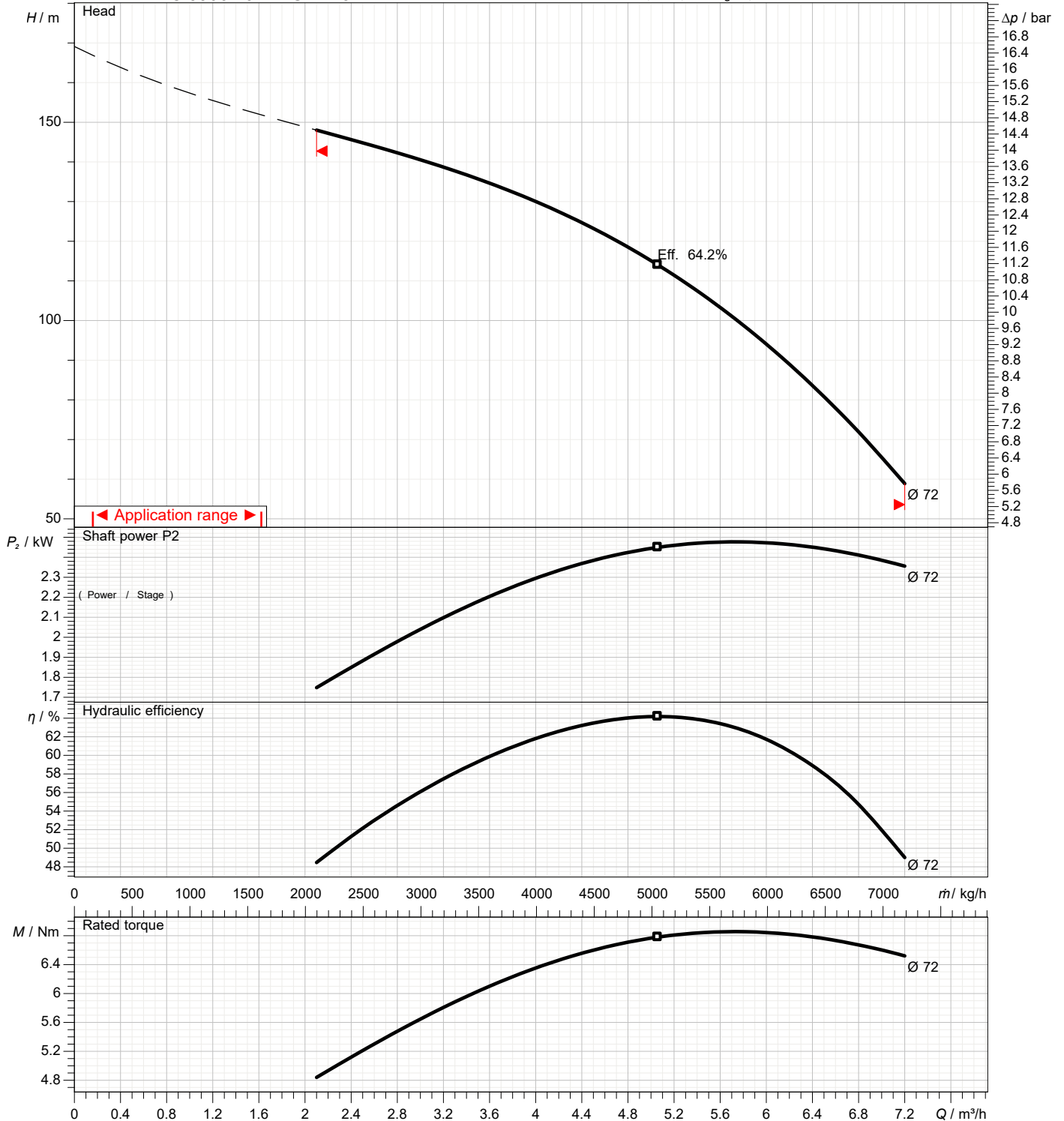
1	Flow	m ³ /h	
2	Head	m	
3	Geodetic head	m	

Pump

Operating flow	m ³ /h		Frequency	Hz	60	
Operating head	m		Number of poles		2	
Impeller Diameter	Designed	mm	72	Speed	rpm	3450

Test standard: ISO 9906:2012 - Grade3B

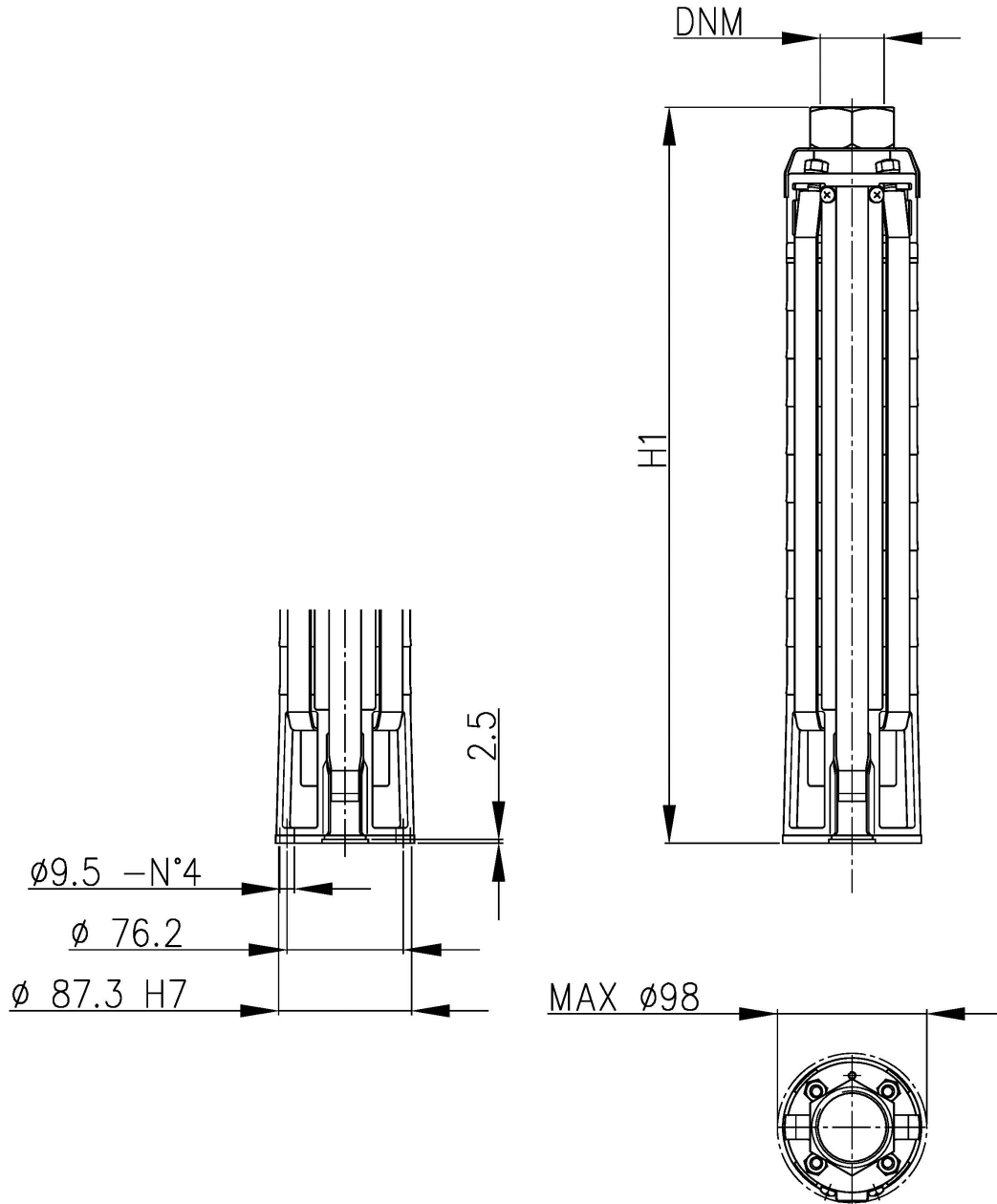
Water; 20°C; 998.3kg/m³; 1mm²/s



Dimensions

Pump name 4BHS/A 4-19

Customer	Date 2024-06-20	Company
Contact	Item no.	Issued by
Phone	Project	Phone
E-mail	Project ID Proiect redenumit 2024-06-20 14:51:28	E-mail



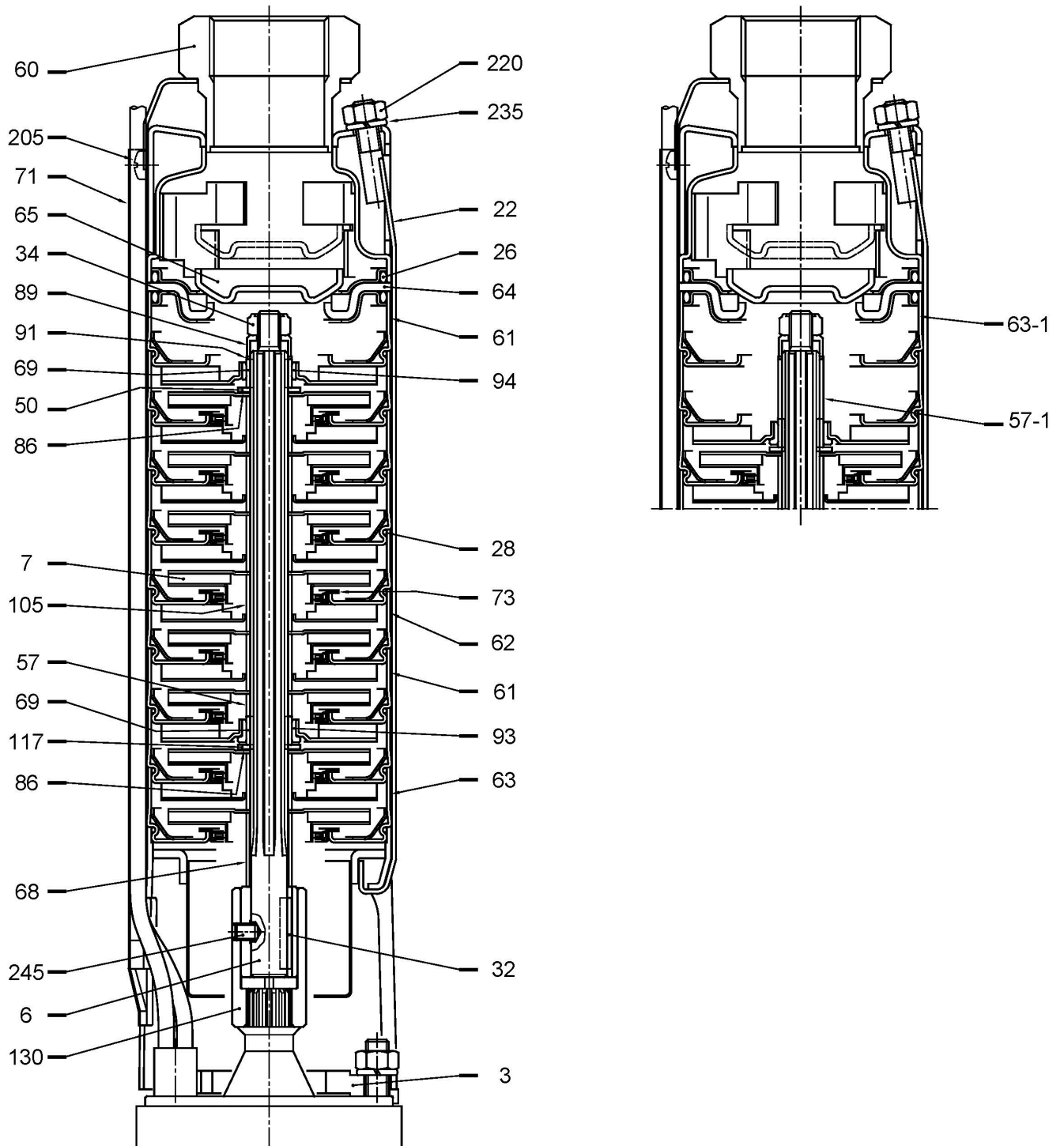
Dimensions in		mm						
1	DNM	G 1 1/2						
2	H1	641						
3	Weight	8,2 kg						
4								
5								
6								
7								
8								
9								
10								
11								
12								
13								
14								
15								

(1/3)

Construction

Pump name 4BHS/A 4-19

Customer	Date 2024-06-20	Company
Contact	Item no.	Issued by
Phone	Project	Phone
E-mail	Project ID Proiect redenumit 2024-06-20 14:51:28	E-mail



(2/3)

Construction

Pump name 4BHS/A 4-19

Customer	Date 2024-06-20	Company
Contact	Item no.	Issued by
Phone	Project	Phone
E-mail	Project ID Proiect redenumit 2024-06-20 14:51:28	E-mail

N.	PART.NAME	MATERIAL	DIMENSIONS	Q.TY
3	Bracket	EN 1.4301 (AISI 304)		1
6	Pump shaft	EN 1.4401 (AISI 316)		1
7	Impeller	EN 1.4301 (AISI 304)		[1]
22	Strap	EN 1.4301 (AISI 304)		4
26	"O" ring	NBR	3 x 74.5	2
28	"O" ring	NBR	1.85 x 78.4	[1]
32	Key	EN 1.4401 (AISI 316)	A 4 x 4 x 25 UNI 6604	1
34	Impeller nut self locking	A2-70 UNI EN ISO 3506-1 with EN 1.4301 (AISI 304) insert	M8 UNI 7474	1
50	Washer	EN 1.4301 (AISI 304)		[1]
57	Bearing spacer	EN 1.4301 (AISI 304)		[1]
57-1	Spacer	EN 1.4301 (AISI 304)		[1]
60	Discharge casing	EN 1.4301 (AISI 304)		1
61	Intermediate casing bearing	EN 1.4301 (AISI 304)		[1]
62	Intermediate casing	EN 1.4301 (AISI 304)		[1]
63	Intermediate casing suction	EN 1.4301 (AISI 304)		1
63-1	Intermediate casing	EN 1.4301 (AISI 304)		[1]
64	Valve seat	EN 1.4301 (AISI 304) + NBR		1
65	Valve	EN 1.4301 (AISI 304)		1
68	Spacer	EN 1.4301 (AISI 304)		1
69	Shaft sleeve	Tungsten carbide		[1]
71	Cable cover	EN 1.4301 (AISI 304)		1
73	Liner ring	EN 1.4301 (AISI 304) + EPDM		[1]
86	Spacer	EN 1.4301 (AISI 304)		[1]
89	Washer	EN 1.4301 (AISI 304)		1
91	Spacer	EN 1.4301 (AISI 304)		[1]
93	Axial bearing	Tungsten carbide		1
94	Radial bearing	Tungsten carbide		[1]
105	Spacer	EN 1.4301 (AISI 304)		[1]
117	Friction ring	Tungsten carbide		1
130	Coupling	EN 1.4301 (AISI 304)		1
205	Screw	EN 1.4301 (AISI 304)	M5 x 6 UNI 7687	2
220	Nut	EN 1.4301 (AISI 304)	M8 UNI 5588	4
235	Washer	EN 1.4301 (AISI 304)	8,4 UNI 1751	4
245	Set screw	EN 1.4301 (AISI 304)	M6 x 8 UNI 5923	1

[1] See CONSTRUCTION 3

(3/3)

Construction

Pump name 4BHS/A 4-19

Customer	Date	2024-06-20	Company
Contact	Item no.		Issued by
Phone	Project		Phone
E-mail	Project ID	Project redenumit 2024-06-20 14:51:28	E-mail

Pump type	POS. 7 Impeller	POS. 28 "O" ring	POS. 50 Washer	POS. 57 Bearing spacer	POS. 57-1 Spacer	POS. 61 Intermediate casing bearing	POS. 62 Intermediate casing	POS. 63-1 Intermediate casing	POS. 69 Shaft sleeve	POS. 73 Liner ring	POS. 86 Spacer	POS. 91 Spacer	POS. 94 Radial bearing	POS. 105 Spacer
4BHS/A 4-7	7	8	/	/	/	1	6	/	1	7	1	1	/	6
4BHS/A 4-10	10	11	/	/	/	1	9	/	1	10	1	1	/	9
4BHS/A 4-13	13	14	/	/	/	1	12	/	1	13	1	1	/	12
4BHS/A 4-19	19	21	1	1	1	2	17	1	2	19	2	1	1	17
4BHS/A 4-23	23	25	1	1	1	2	21	1	2	23	2	1	1	21
4BHS/A 4-26	26	28	1	1	1	2	24	1	2	26	2	1	1	24
4BHS/A 4-34	34	37	2	2	2	3	31	2	3	34	3	1	2	31