

Technical data

Pump name 80X65 FSS2FC 5 4 H

| | | |
|----------|--|-----------|
| Customer | Date 2024-06-14 | Company |
| Contact | Item no. | Issued by |
| Phone | Project | Phone |
| E-mail | Project ID Proiect redenumit 2024-06-14 18:50:31 | E-mail |

Requested data

| | | | | |
|---|---------------------------|-------------------------|-----------------------------------|--------|
| 1 | Pump type | End Suction Volute Pump | Fluid | Water |
| 2 | Number of pumps / Reserve | 1 / 0 | Liquid temperature °C | 20 |
| 3 | Flow m ³ /h | | Kin. viscosity mm ² /s | 1.005 |
| 4 | Head m | | Vapour pressure bar | 0.0234 |
| 5 | Geodetic head m | | PH value | |
| 6 | Inlet pressure (pin) bar | 0 | Density kg/m ³ | 998.3 |
| 7 | Available system NPSH | | Solids Weight % | 0 |
| 8 | Ambient temperature °C | 20 | | |

Pump

| | | | | |
|----|---------------------------|--------------------------------|--------------------------------------|-----------------------------|
| 9 | Pump name | 80X65 FSS2FC 5 4 H | Frequency Hz | 50 |
| 10 | Design | End Suction Volute Pump | | |
| 11 | Manufacturer | EBARA | Impeller Diameter | Max. mm 134 |
| 12 | Speed rpm | 2950 | | Designed mm 134 |
| 13 | No. of Stage | 1 | | Min. mm 122 |
| 14 | Connection Suction side | JIS 16K | Flow | Operating m ³ /h |
| 15 | Connection Discharge side | JIS 16K | | Max- m ³ /h 78 |
| 16 | Max Working Pressure bar | 16 | | Min- m ³ /h 14.4 |
| 17 | Shut-off head bar | 2.24 | Head | Operating m |
| 18 | Total weight kg | See the table of "Dimensions". | | - (Qmax.) m 11.8 |
| 19 | Shaft power kW | | | - (Qmin.) m 22.8 |
| 20 | | | Max. Shaft Power at max. impeller kW | 3.82 |
| 21 | Required pump NPSH m | | Efficiency % | |

Materials

| | | | | |
|----|-----------------|------------|-----------------|--------|
| 22 | Casing | SCS13 | M.S.mating ring | SIC |
| 23 | Impeller | SCS13 | M.S.seal ring | Carbon |
| 24 | Shaft | SUS316L | | |
| 25 | Case wear ring | SUS316 | | |
| 26 | Mechanical seal | SIC/Carbon | | |
| 27 | Ball bearing | Grease | | |

Motor

| | | | | |
|----|----------------------|-----------------------------|--------------------|-------|
| 28 | Manufacturer | SIEMENS | Insulation class | F |
| 29 | Type | 112M_B3_4_3_380 | Phases | 3~ |
| 30 | Specific design | TEFC / 50 Hz / Pole pairs 1 | Frame size | 112 M |
| 31 | Rated power kW | 4 | Weight kg | 45 |
| 32 | Number of poles | 2 | Electric voltage V | 380 |
| 33 | Speed rpm | 2915 | Electric current A | 7.7 |
| 34 | Degree of protection | IP55 | | |
| 35 | | | | |

Remarks

Performance Curve

Pump Name

80X65 FSS2FC 5 4 H

| | | | |
|----------|------------|---------------------------------------|-----------|
| Customer | Date | 2024-06-14 | Company |
| Contact | Item no. | | Issued by |
| Phone | Project | | Phone |
| E-mail | Project ID | Project redenumit 2024-06-14 18:50:31 | E-mail |

Requested data

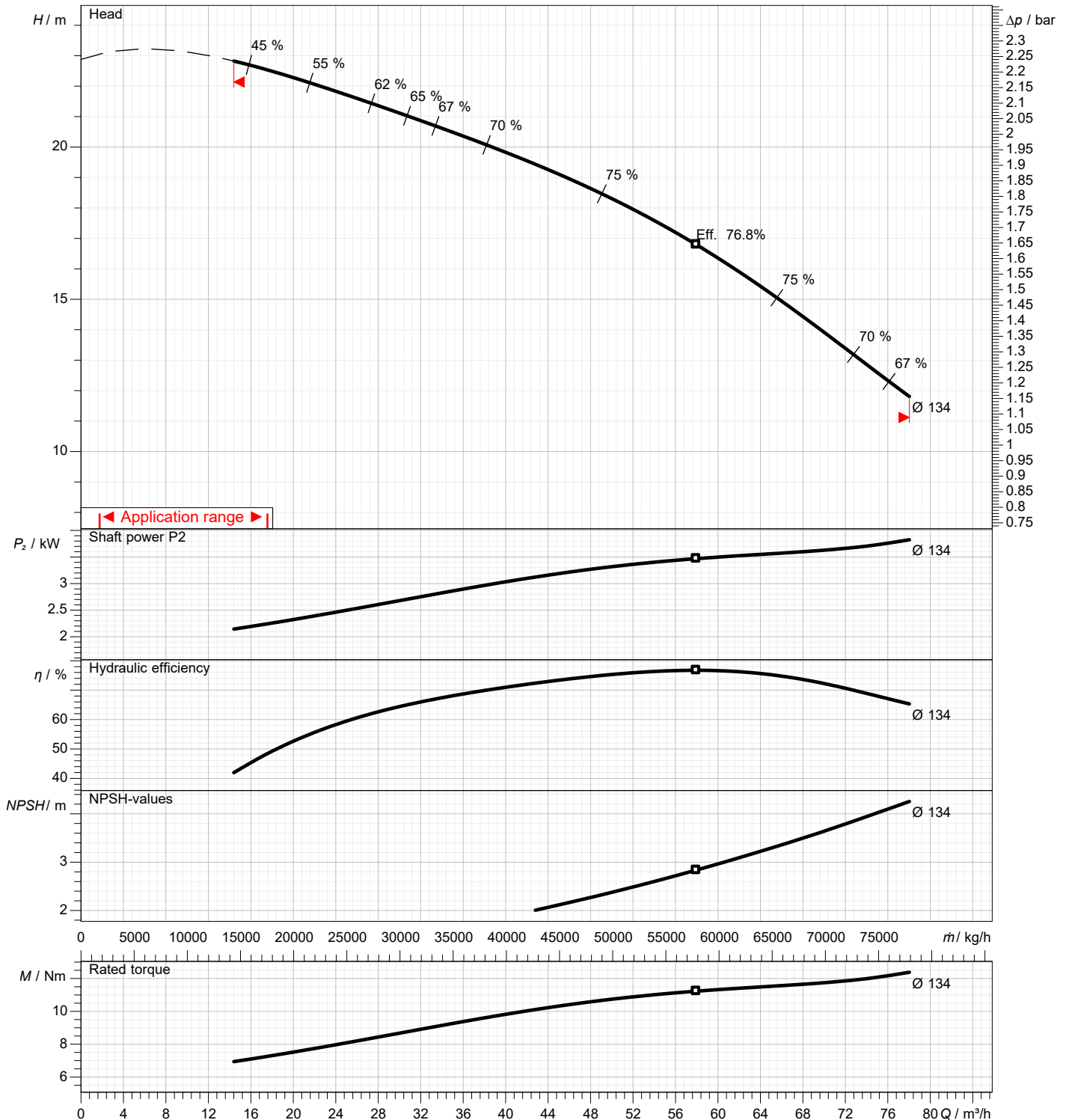
| | | | |
|---|---------------|------|--|
| 1 | Flow | m³/h | |
| 2 | Head | m | |
| 3 | Geodetic head | m | |

Pump

| | | | | | |
|----------------------------|------|-----|-----------------|-----|------|
| Operating flow | m³/h | | Frequency | Hz | 50 |
| Operating head | m | | Number of poles | | 2 |
| Impeller diameter designed | mm | 134 | Speed | rpm | 2950 |

Test standard: ISO 9906:2012 - Grade3B

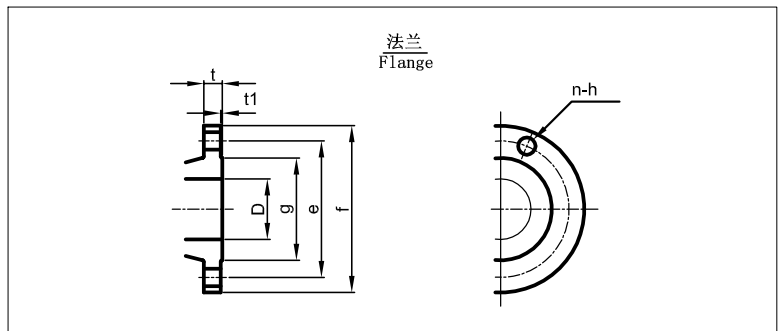
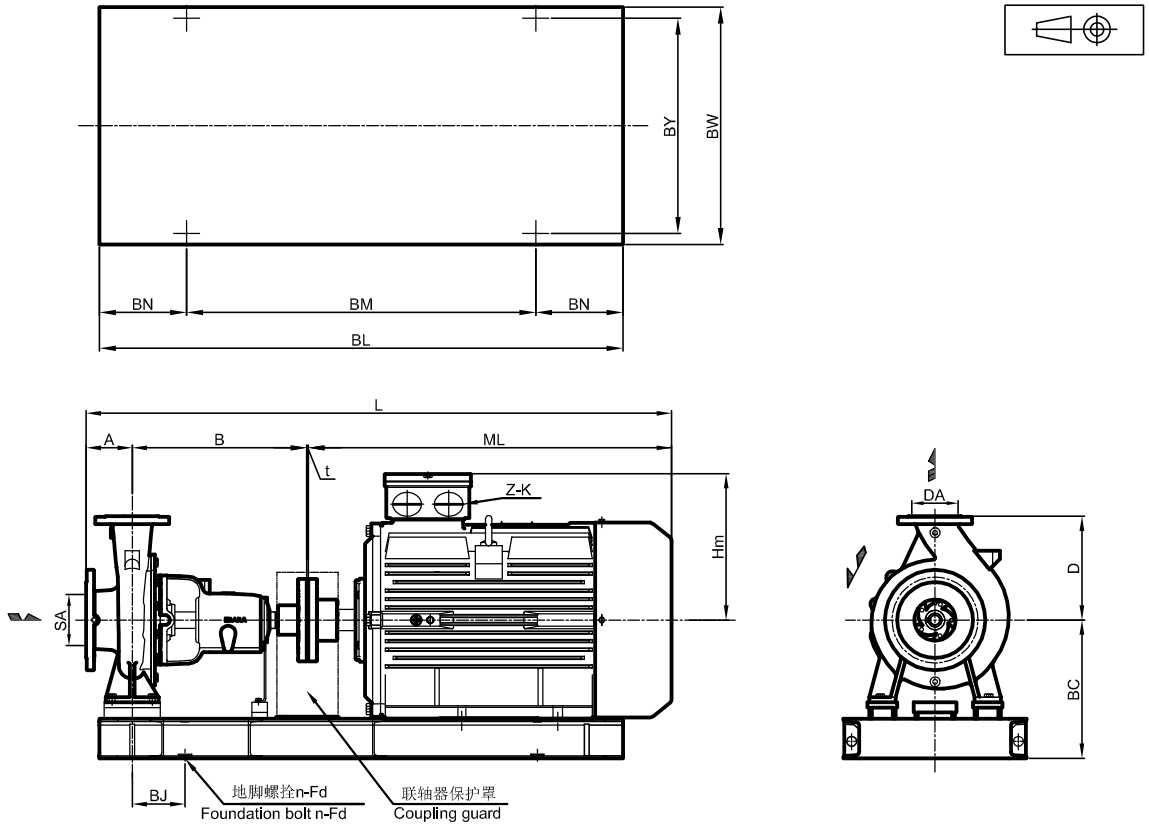
Water; 20°C; 998.3kg/m³; 1mm²/s



Dimensions

Pump name 80X65 FSS2FC 5 4 H

| | | |
|----------|---|-----------|
| Customer | Date 2024-06-14 | Company |
| Contact | Item no. | Issued by |
| Phone | Project | Phone |
| E-mail | Project ID Project redenumit 2024-06-14 18:50:3 | E-mail |



Motor manufacturer : SIEMENS

Total weight : 105 kg

| Pump dimensions | | | | mm | | Suction side | | mm | | Discharge side | | mm | |
|-----------------|-------|-----|-----------|-------|--------|--------------|--------|----|--|----------------|--|----|--|
| A | 100 | n | 4(Num) | D | 80 | D | 65 | | | | | | |
| B | 360 | SA | 80 | e | 160 | e | 140 | | | | | | |
| BC | 212 | t | 3 | f | 200 | f | 175 | | | | | | |
| BJ | 55 | Z-K | 2-M32X1.5 | g | 132 | g | 116 | | | | | | |
| BL | 735 | | | h | 23 | h | 19 | | | | | | |
| BM | 495 | | | n Num | 8(Num) | n Num | 8(Num) | | | | | | |
| BN | 120 | | | t | 20 | t | 18 | | | | | | |
| BW | 290 | | | t1 | 2 | t1 | 2 | | | | | | |
| BY | 260 | | | | | | | | | | | | |
| D | 160 | | | | | | | | | | | | |
| DA | 65 | | | | | | | | | | | | |
| Fd | 15 | | | | | | | | | | | | |
| Hm | 188.5 | | | | | | | | | | | | |
| L | 918 | | | | | | | | | | | | |
| ML | 455 | | | | | | | | | | | | |

Construction

Pump name 80X65 FSS2FC 5 4 H

| | | |
|----------|---|-----------|
| Customer | Date 2024-06-14 | Company |
| Contact | Item no. | Issued by |
| Phone | Project | Phone |
| E-mail | Project ID Proiect redenumit 2024-06-14 18:50:3 | E-mail |



| | | | | | | | | | | | |
|------------|-------------------------------|----------------|----------------|-----------|--------------|------------|----------------------------|----------------|---------------|-----------|--------------|
| 095 | 轴承支架 Stay | SS400 | Q235A | 1 | | 903 | 机械挡圈 Distance piece | SUS304 | 06Cr19Ni10 | 1 | |
| 093-3 | 甩水环 Flinger | NBR | NBR | 1 | | 135 | 叶轮止动垫圈 Impeller Nut Washer | SUS304 | 06Cr19Ni10 | 1 | |
| 056 | 球轴承 Ball Bearing | — | — | 2 | | 120-17 | 紧定螺钉 Set Screw | SUS304 | 06Cr19Ni10 | 4 | |
| 053-2 | 轴承压盖 Bearing Cover | FC250 | HT250 | 1 | | 120-13 | 六角头螺栓 Hex.Head Bolt | SS400 | Q235A | 2 | |
| 051 | 轴承体 Bearing Housing | FC250 | HT250 | 1 | | 120-3 | 六角头螺栓/垫片 Hex.Head Bolt/Nut | SUS304 | 06Cr19Ni10 | 4 | |
| 048 | 叶轮螺母 Impeller Nut | SUS304 | 06Cr19Ni10 | 1 | | 120-1 | 六角头螺栓/垫片 Hex.Head Bolt/Nut | SUS420J1 | 20Cr13 | 8 | |
| 039-3 | 联轴器用键 Key For Couplings | S50C | 50# | 1 | | 120 | 双头螺栓 Stud Bolt | SUS304 | 06Cr19Ni10 | 4 | |
| 039-1 | 叶轮用键 Key For Impeller | SUS304 | 06Cr19Ni10 | 1 | | 117-1 | 密封垫 Sealing Gasket | V6500 | V6500 | 1 | |
| 031 | 主轴 Shaft | SUS316L | 022Cr17Ni12Mo2 | 1 | | 115-1 | O型圈 O-rings | FPM | FPM | 1 | |
| 021 | 叶轮 Impeller | SCS13 | 06Cr19Ni10 | 1 | | 111 | 机械密封 Mechanical Seal | | | 1 SET | |
| 018-1 | 泵盖 Casing Cover | SCS13 | 06Cr19Ni10 | 1 | | 107-2 | 密封环 Case Wear Ring | SUS316 | 06Cr17Ni12Mo2 | 1 | |
| 016 | 机械密封 Mechanical Sealing Gland | SUS304 | 06Cr19Ni10 | 1 | | 107-1 | 密封环 Case Wear Ring | SUS316 | 06Cr17Ni12Mo2 | 1 | |
| 001 | 泵壳 Casing | SCS13 | 06Cr19Ni10 | 1 | | | | | | | |
| 零件号 No. | 零件名 Name of Part | JIS | GB | 数量 No. | 备注 Remark | 零件号 No. | 零件名 Name of Part | JIS | GB | 数量 No. | 备注 Remark |
| | | 材料 Material | | | | | | 材料 Material | | | |

注意: 上表只显示标准配置的材料, 如有其他材料要求, 请参照技术数据表。

Note: The table above shows material of standard specification.

Please refer to the Data Sheet if designated material is required.