

# Technical Data

Pump Name

80 DML 515

Customer	Date	2024-06-13	Company
Contact	Item no.		Issued by
Phone	Project		Phone
E-mail	Project ID	Project redenumit 2024-06-13 18:03:05	E-mail

## Requested data

1	Pump type		SUBMERSIBLE SEWAGE PUMP	Fluid		Water
2	Number of pumps / Reserve		1 / 0	Liquid temperature	°C	20
3	Flow	m³/h		Kin. viscosity	mm²/s	1.005
4	Head	m		Vapour pressure	bar	0.0234
5	Geodetic head	m		PH value		
6	Inlet pressure (pin)	bar	0	Density	kg/m³	998.3
7	Available system NPSH			Solids	Weight %	0
8	Ambient temperature	°C	20			

## Pump

9	Pump Name		80 DML 515	Frequency	Hz	50
10	Design		SUBMERSIBLE SEWAGE PUMP	Installation type		Pump Only
11	Manufacturer		EBARA	Impeller Diameter	Max. mm	309
12	Speed	rpm	1450		Designed mm	309
13	No. of Stage		1		Min. mm	309
14	Connection	Suction side		Flow	Operating m³/h	
15	Connection	Discharge side	JIS 10K		Max- m³/h	93.6
16	Max Working Pressure	bar			Min- m³/h	18
17	Shut-off head	bar	3.45	Head	Operating m	
18	Total weight	kg	See the table of "Dimensions".		- (Qmax.) m	28.4
19	Shaft power	kW			- (Qmin.) m	34.1
20				Max. Shaft Power at max. impeller	kW	10.88
21	Required pump NPSH	m		Efficiency	%	

## Materials

22	Casing		FC200	Mechanical seal (Lower)		SiC/SiC
23	Impeller		FC200	Lubricating Oil		Turbine Oil VG32
24	Wearing Ring		BC			
25	Shaft		SUS403			
26	Motor frame		FC200			
27	Mechanical seal (Upper)		Carbon/Ceramic			

## Motor

28	Manufacturer		EDKM Standard	Insulation class		F
29	Type		DML 515_380_Three phase	Phases		3~
30	Specific design		Submersible dry type / 50 Hz / Pole pairs 2	Frame size		
31	Rated power	kW	15	Weight	kg	
32	Number of poles		4	Electric voltage	V	380
33	Speed	rpm	1451	Electric current	A	30.5
34	Degree of protection					
35						

## Remarks

# Performance Curve

Pump Name

80 DML 515

Customer	Date	2024-06-13	Company
Contact	Item no.		Issued by
Phone	Project		Phone
E-mail	Project ID	Project redenumit 2024-06-13 18:03:05	E-mail

## Requested data

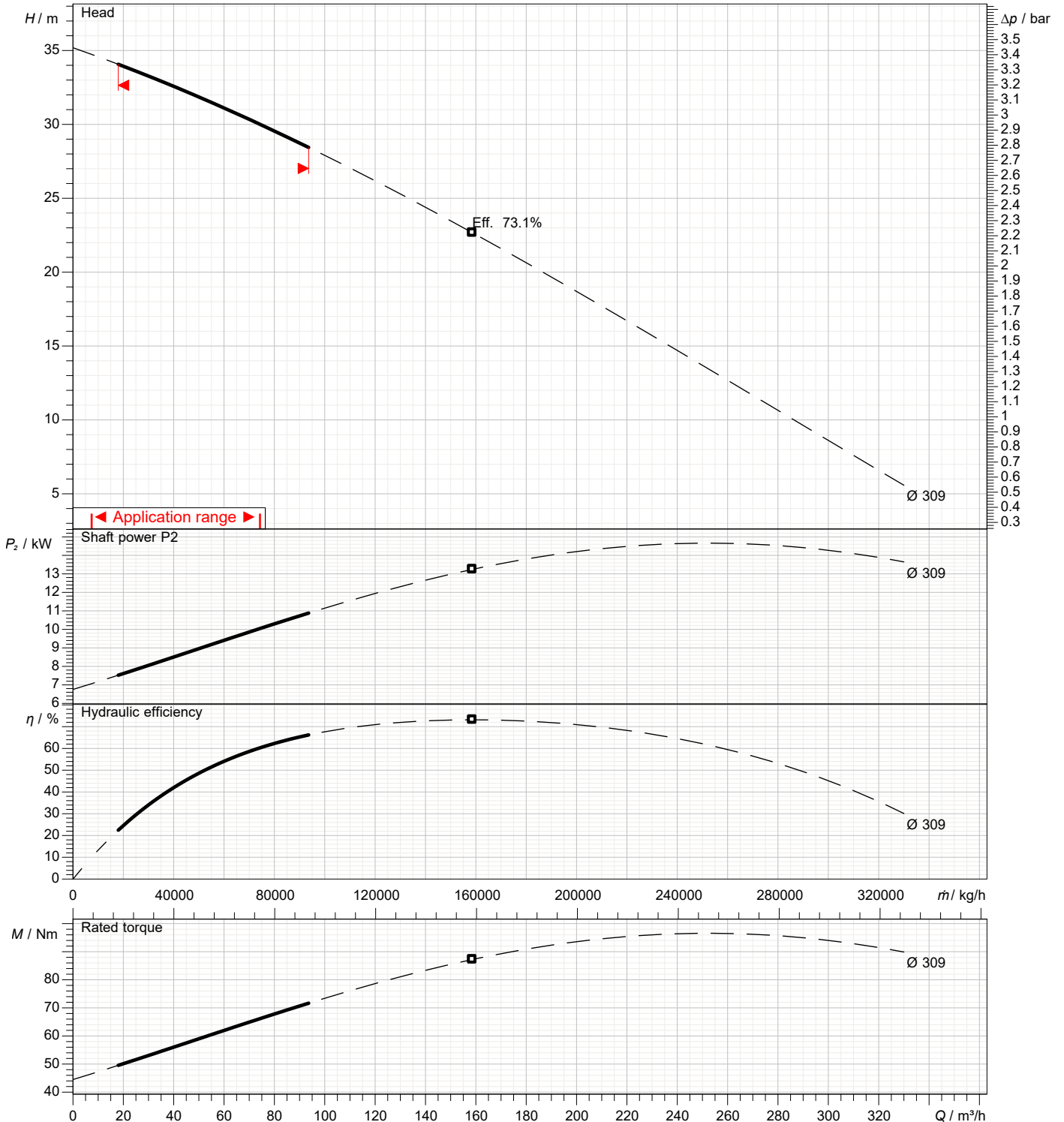
1	Flow	m³/h	
2	Head	m	
3	Geodetic head	m	

## Pump

Operating flow	m³/h		Frequency	Hz	50
Operating head	m		Number of poles		4
Impeller diameter designed	mm	309	Speed	rpm	1450

Test standard: ISO 9906:2012 - Grade3B

Water; 20°C; 998.3kg/m³; 1mm²/s

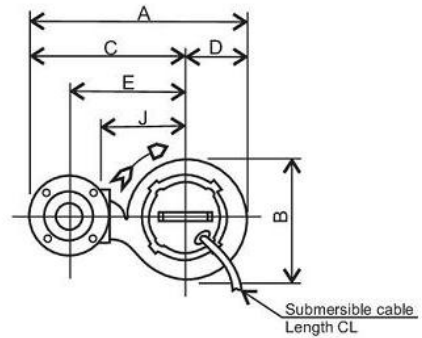
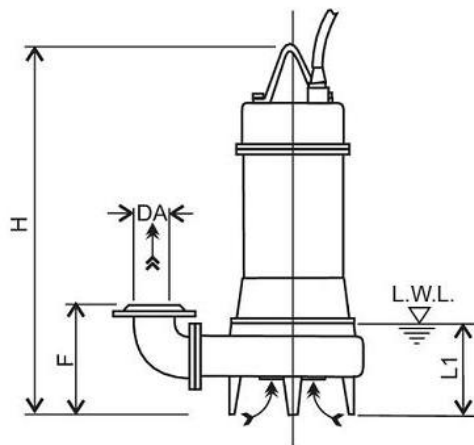


# Dimensions

Pump name

80 DML 515

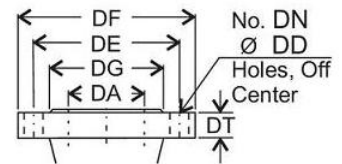
Customer	Date	2024-06-13	Company
Contact	Item no.		Issued by
Phone	Project		Phone
E-mail	Project ID	Project redenumit 2024-06-13 18:03:05	E-mail



Note:

- 1/. L.W.L (Low Water Level) Is limited to 10 minutes operation at low water level.
- 2/. Is limited to 30 minutes operation with water level below top of motor.

**Discharge Flange Dimensions**  
(JIS 10kgf/cm<sup>2</sup>)



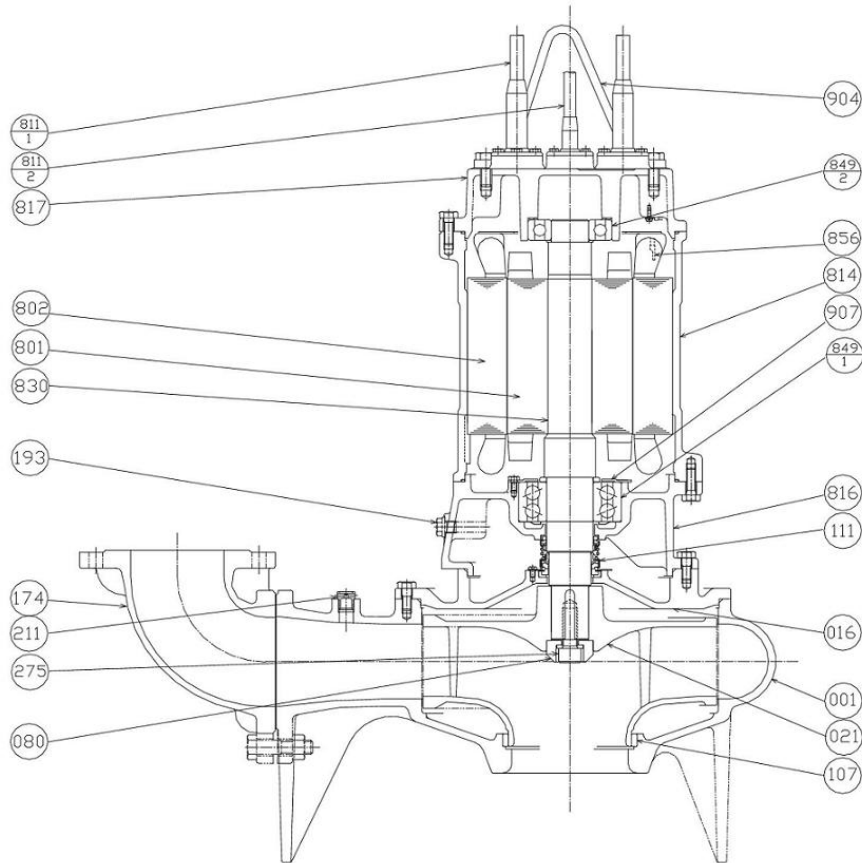
Pump dimensions		mm		Suction side		mm		Discharge side		mm	
A	734					DA	80				
B	455					DD	15				
C	513					DE	150				
CL m	10					DF	185				
D	221					DG	126				
E	420					DN Num	8				
F	350					DT	18				
H	938										
J	315										
L1	329										
Weight kg	163										

# Construction

Pump name

80 DML 515

Customer	Date 2024-06-13	Company
Contact	Item no.	Issued by
Phone	Project	Phone
E-mail	Project ID Proiect redenumit 2024-06-13 18:03:05	E-mail



Item Number	Description	Material	Quantity per unit
001	Pump Casing	FC200 Cast iron	1
016	Mechanical Seal Cover	FC200 Cast iron	1
021	Impeller	FC200 Cast iron	1
080	Bushing	SS Steel	1
107	Wearing Ring	BC Bronze	1
111	Mechanical Seal		1
174	Discharge Pipe	FC200 Cast iron	1
193	Oil Plug	NBR/Stainless Steel	1 set
211	Airvent Valve	C3604 Brass	1
275	Impeller Bolt	SUS304 Stainless Steel	1
801	Rotor		1
802	Stator		1

Item Number	Description	Material	Quantity per unit
811-1	Submersible Cable (Power)		2
811-2	Submersible Cable (signal)		1
814	Motor Frame	FC200 Cast Iron	1
816	Power Side Bracket	FC200 Cast Iron	1
817	Opposite Side Bracket	FC200 Cast Iron	1
830	Shaft	SUS403 Stainless Steel	1
849-1	Ball Bearing		1
849-2	Ball Bearing		1
856	Thermal Protector		3
904	Lifting Hanger	SS Steel	1
907	Bearing Cover	SPCC Steel	1