

# Technical Data

Pump Name

80 DML 55.5

Customer	Date	2024-06-13	Company
Contact	Item no.		Issued by
Phone	Project		Phone
E-mail	Project ID	Project redenumit 2024-06-13 18:03:05	E-mail

## Requested data

1	Pump type		SUBMERSIBLE SEWAGE PUMP	Fluid		Water
2	Number of pumps / Reserve	1 / 0		Liquid temperature	°C	20
3	Flow	m³/h		Kin. viscosity	mm²/s	1.005
4	Head	m		Vapour pressure	bar	0.0234
5	Geodetic head	m		PH value		
6	Inlet pressure (pin)	bar	0	Density	kg/m³	998.3
7	Available system NPSH			Solids	Weight %	0
8	Ambient temperature	°C	20			

## Pump

9	Pump Name	80 DML 55.5	Frequency	Hz	50			
10	Design	SUBMERSIBLE SEWAGE PUMP	Installation type		Pump Only			
11	Manufacturer	EBARA	Impeller Diameter	Max.	mm	232		
12	Speed	rpm		1450	Designed	mm	232	
13	No. of Stage	1		Min.	mm	232		
14	Connection	Suction side	Flow	Operating	m³/h			
15	Connection	Discharge side		JIS	10K	Max-	m³/h	84
16	Max Working Pressure	bar			Min-	m³/h	18	
17	Shut-off head	bar	2.14	Head	Operating	m		
18	Total weight	kg	See the table of "Dimensions".		- (Qmax.)	m	12.8	
19	Shaft power	kW			- (Qmin.)	m	19.4	
20				Max. Shaft Power at max. impeller	kW	4.72		
21	Required pump NPSH	m		Efficiency	%			

## Materials

22	Casing	FC200	Mechanical seal (Lower)		SiC/SiC
23	Impeller	FC200	Lubricating Oil		Turbine Oil VG32
24	Wearing Ring	BC			
25	Shaft	SUS403			
26	Motor frame	FC200			
27	Mechanical seal (Upper)	Carbon/Ceramic			

## Motor

28	Manufacturer	EDKM Standard	Insulation class		F	
29	Type	DML 55.5_380_Three phase	Phases		3~	
30	Specific design	Submersible dry type / 50 Hz / Pole pairs 2	Frame size			
31	Rated power	kW	5.5	Weight	kg	
32	Number of poles	4		Electric voltage	V	380
33	Speed	rpm	1437	Electric current	A	12.7
34	Degree of protection					
35						

## Remarks

# Performance Curve

Pump Name

80 DML 55.5

Customer	Date	2024-06-13	Company
Contact	Item no.		Issued by
Phone	Project		Phone
E-mail	Project ID	Project redenumit 2024-06-13 18:03:05	E-mail

## Requested data

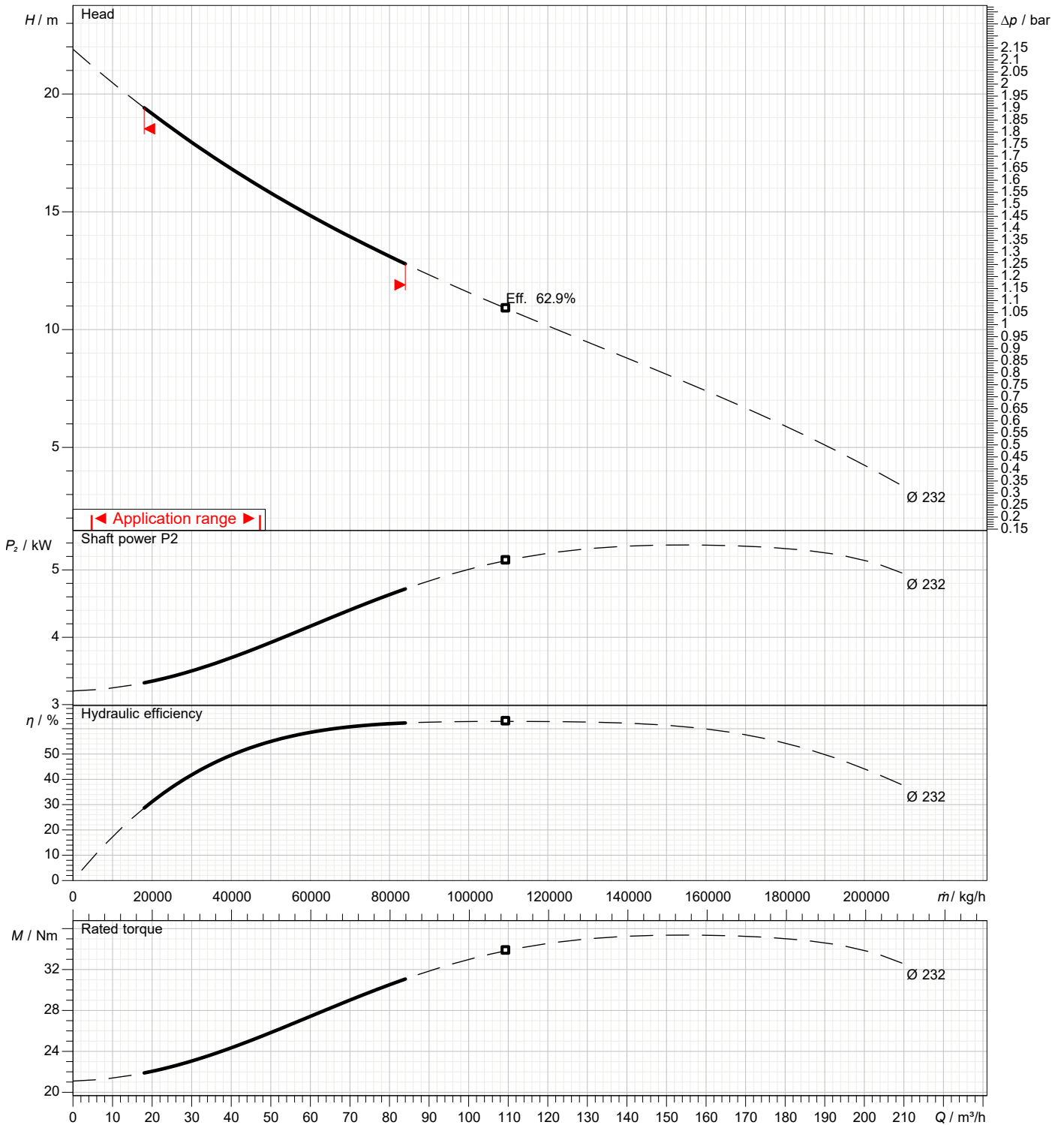
1	Flow	m³/h	
2	Head	m	
3	Geodetic head	m	

## Pump

Operating flow	m³/h		Frequency	Hz	50
Operating head	m		Number of poles		4
Impeller diameter designed	mm	232	Speed	rpm	1450

Test standard: ISO 9906:2012 - Grade3B

Water; 20°C; 998.3kg/m³; 1mm²/s

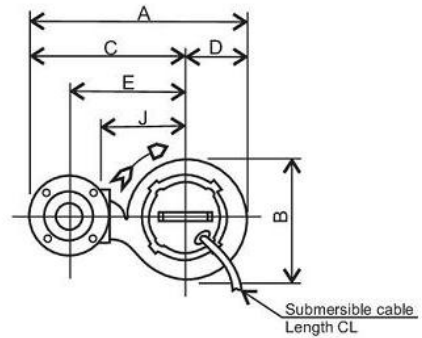
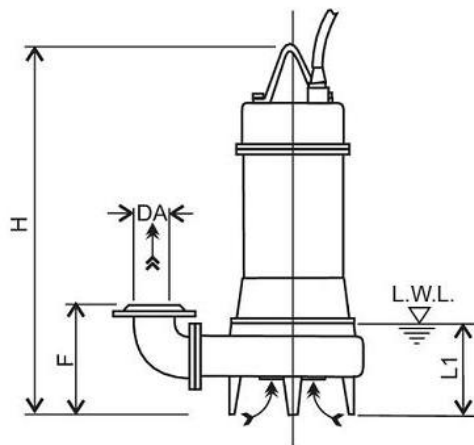


# Dimensions

Pump name

80 DML 55.5

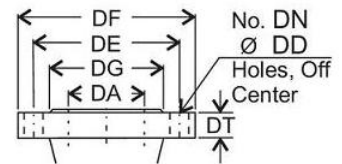
Customer	Date	2024-06-13	Company
Contact	Item no.		Issued by
Phone	Project		Phone
E-mail	Project ID	Project redenumit 2024-06-13 18:03:05	E-mail



Note:

- 1/. L.W.L (Low Water Level) Is limited to 10 minutes operation at low water level.
- 2/. Is limited to 30 minutes operation with water level below top of motor.

**Discharge Flange Dimensions**  
(JIS 10kgf/cm<sup>2</sup>)



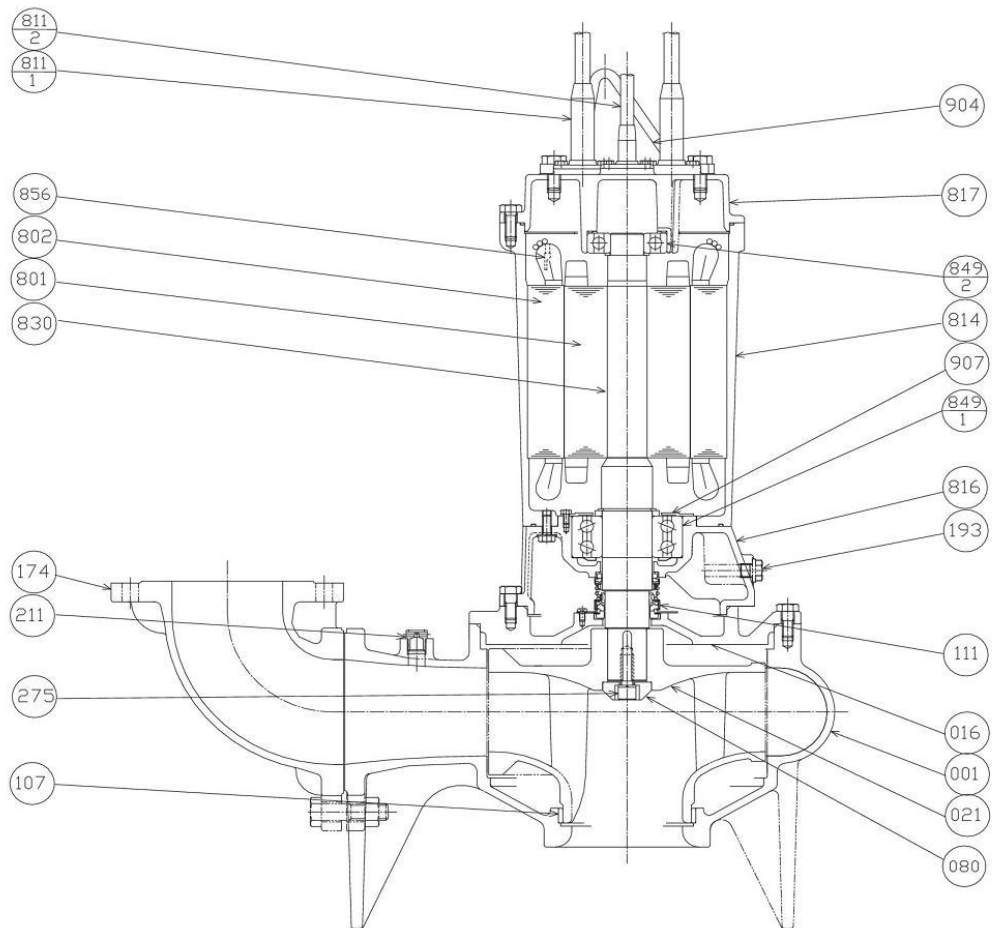
Pump dimensions		mm		Suction side		mm		Discharge side		mm	
A	640					DA	80				
B	381					DD	15				
C	453					DE	150				
CL m	10					DF	185				
D	188					DG	126				
E	360					DN Num	8				
F	334					DT	18				
H	824										
J	255										
L1	310										
Weight kg	118										

# Construction

Pump name

80 DML 55.5

Customer	Date 2024-06-13	Company
Contact	Item no.	Issued by
Phone	Project	Phone
E-mail	Project ID Proiect redenumit 2024-06-13 18:03:05	E-mail



Item Number	Description	Material	Quantity per unit
001	Pump Casing	FC200 Cast iron	1
016	Mechanical Seal Cover	FC200 Cast iron	1
021	Impeller	FC200 Cast iron	1
080	Bushing	SS Steel	1
107	Wearing Ring	BC Bronze	1
111	Mechanical Seal		1
174	Discharge Pipe	FC200 Cast iron	1
193	Oil Plug	NBR/Stainless Steel	1 set
211	Airvent Valve	C3604 Brass	1
275	Impeller Bolt	SUS304 Stainless Steel	1
801	Rotor		1
802	Stator		1

Item Number	Description	Material	Quantity per unit
811-1	Submersible Cable (Power)		2
811-2	Submersible Cable (signal)		1
814	Motor Frame	FC200 Cast Iron	1
816	Power Side Bracket	FC200 Cast Iron	1
817	Opposite Side Bracket	FC200 Cast Iron	1
830	Shaft	SUS403 Stainless Steel	1
849-1	Ball Bearing		1
849-2	Ball Bearing		1
856	Thermal Protector		3
904	Lifting Hanger	SS Steel	1
907	Bearing Cover	SPCC Steel	1