

# Technical Data

Pump Name

80 DVS 53.7

Customer	Date	2024-06-13	Company
Contact	Item no.		Issued by
Phone	Project		Phone
E-mail	Project ID	Proiect redenumit 2024-06-13 18:03:05	E-mail

## Requested data

1	Pump type		SUBMERSIBLE SEMI-VORTEX PUMP	Fluid		Water
2	Number of pumps / Reserve	1 / 0		Liquid temperature	°C	20
3	Flow	m³/h		Kin. viscosity	mm²/s	1.005
4	Head	m		Vapour pressure	bar	0.0234
5	Geodetic head	m		PH value		
6	Inlet pressure (pin)	bar	0	Density	kg/m³	998.3
7	Available system NPSH			Solids	Weight %	0
8	Ambient temperature	°C	20			

## Pump

9	Pump Name		80 DVS 53.7	Frequency	Hz	50	
10	Design		SUBMERSIBLE SEMI-VORTEX PUMP	Installation type		STANDARD	
11	Manufacturer		EBARA	Impeller Diameter	Max.	mm	137
12	Speed	rpm	2900		Designed	mm	137
13	No. of Stage		1		Min.	mm	137
14	Connection	Suction side		Flow	Operating	m³/h	
15	Connection	Discharge side	JIS 10K		Max-	m³/h	60
16	Max Working Pressure	bar			Min-	m³/h	8.4
17	Shut-off head	bar	2.52	Head	Operating	m	
18	Total weight	kg	See the table of "Dimensions".		- (Qmax.)	m	7.1
19	Shaft power	kW			- (Qmin.)	m	23.6
20				Max. Shaft Power at max. impeller	kW	3.68	
21	Required pump NPSH	m		Efficiency	%		

## Materials

22	Casing		FC200	Lubricating Oil		Turbine Oil VG32
23	Impeller		FC200			
24	Shaft		SUS403			
25	Motor frame		FC150			
26	Mechanical seal (Upper)		Carbon/Ceramic			
27	Mechanical seal (Lower)		SiC/SiC			

## Motor

28	Manufacturer		--	Insulation class		F
29	Type		DVS 53.7_380_Three Phase	Phases		3~
30	Specific design		Submersible dry type / 50 Hz / Pole pairs 1	Frame size		
31	Rated power	kW	3.7	Weight	kg	
32	Number of poles		2	Electric voltage	V	380
33	Speed	rpm	2847	Electric current	A	8.8
34	Degree of protection		IP 68			
35						

## Remarks

# Performance Curve

Pump Name

80 DVS 53.7

Customer	Date	2024-06-13	Company
Contact	Item no.		Issued by
Phone	Project		Phone
E-mail	Project ID	Proiect redenumit 2024-06-13 18:03:05	E-mail

## Requested data

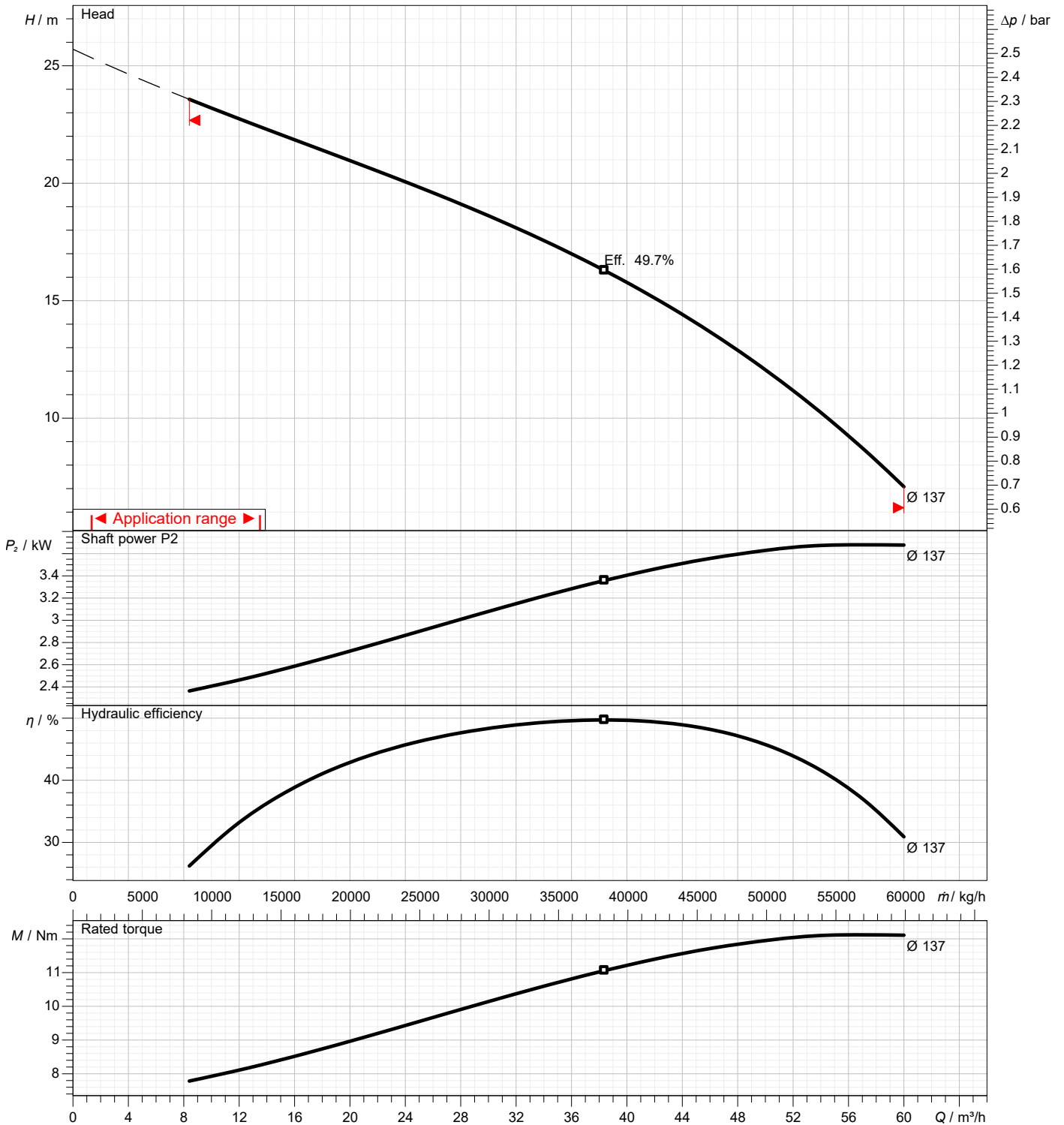
1	Flow	m³/h	
2	Head	m	
3	Geodetic head	m	

## Pump

Operating flow	m³/h		Frequency	Hz	50
Operating head	m		Number of poles		2
Impeller diameter designed	mm	137	Speed	rpm	2900

Test standard: ISO 9906:2012 - Grade3B

Water; 20°C; 998.3kg/m³; 1mm²/s

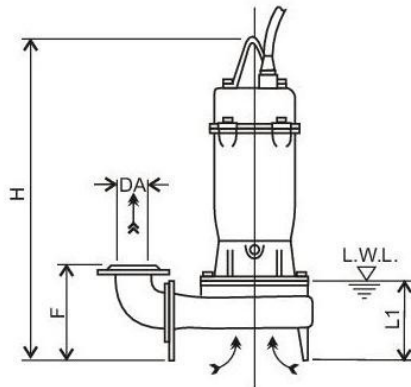
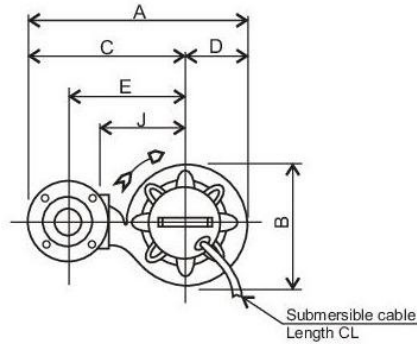


# Dimensions

Pump name

80 DVS 53.7

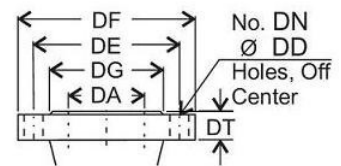
Customer	Date 2024-06-13	Company
Contact	Item no.	Issued by
Phone	Project	Phone
E-mail	Project ID Proiect redenumit 2024-06-13 18:03:05	E-mail



Note:

- 1/. L.W.L (Low Water Level)  
Is limited to 10 minutes operation at low water level.
- 2/. Is limited to 30 minutes operation with water level below top of motor.

## Flange Dimensions



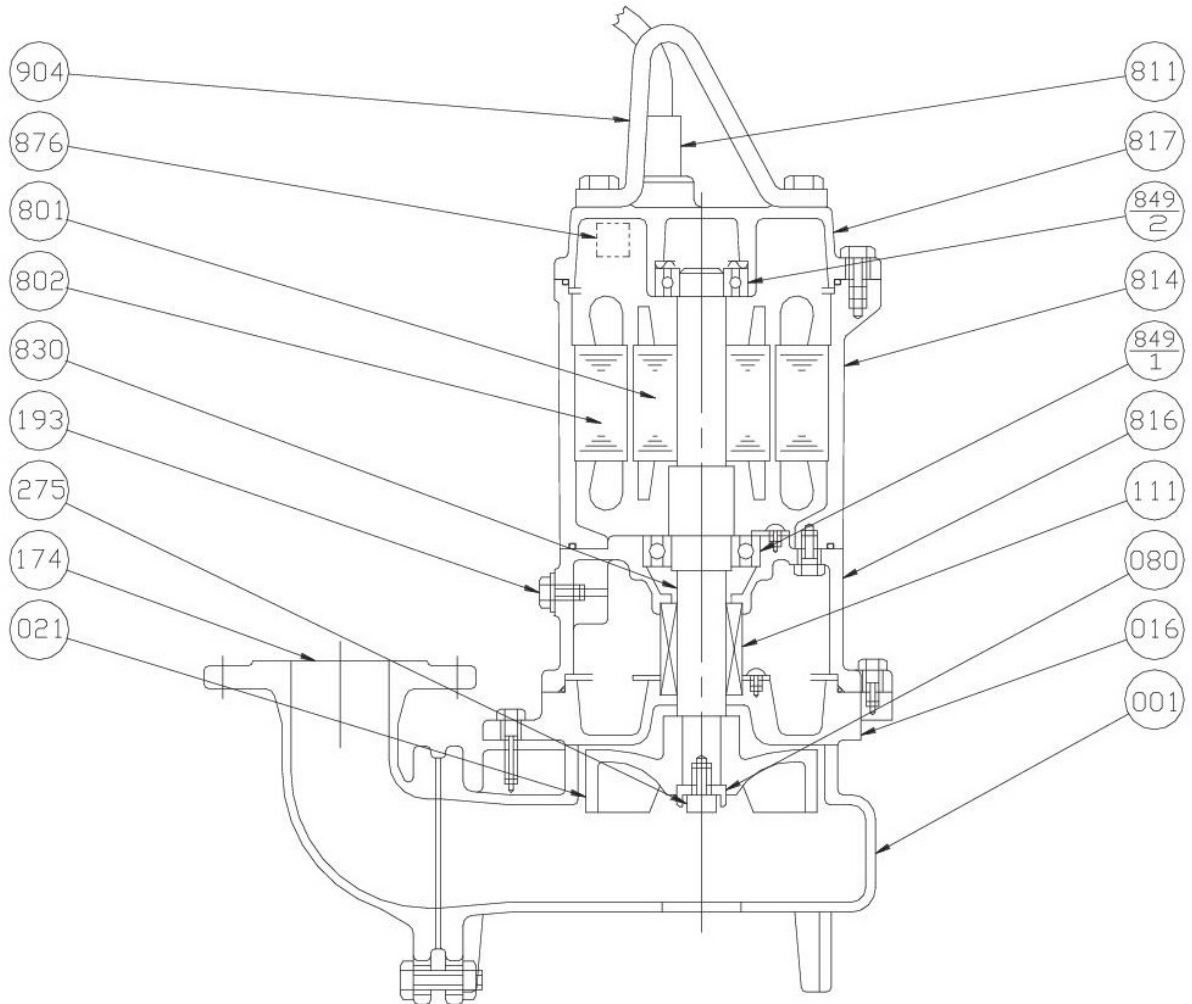
Pump dimensions		mm		Suction side		mm		Discharge side		mm	
A	442					DA	80				
B	227					DD	15				
C	328					DE	150				
CL	10m					DF	185				
D	114					DG	126				
E	235					DN Num	8 (Num)				
F	206					DT	18				
H	643										
J	160										
L1	155										
Weight kg	60kg										

# Construction

Pump name

80 DVS 53.7

Customer	Date 2024-06-13	Company
Contact	Item no.	Issued by
Phone	Project	Phone
E-mail	Project ID Project redenumit 2024-06-13 18:03:05	E-mail



Item Number	Description	Material	Quantity per unit
001	Pump Casing	FC200 Cast iron	1
016	Mechanical Seal Cover	FC200 Cast Iron	1
021	Impeller	FC200 Cast Iron	1
080	Bushing	SS Steel	1
111	Mechanical Seal		1
174	Discharge Bend	FC200 Cast Iron	1
193	Oil Plug	SUS304 Stainless Steel	1
275	Impeller Bolt	SUS304 Stainless Steel	1
801	Rotor		1
802	Stator		1

Item Number	Description	Material	Quantity per unit
811	Submersible Cable		1
814	Motor Frame	FC150 Cast Iron	1
816	Power Side Bracket	FC150 Cast Iron	1
817	Opposite Side Bracket	FC150 Cast Iron	1
830	Shaft	SUS403 Stainless Steel	1
849-1	Ball Bearing		1
849-2	Ball Bearing		1
876	Protector		1
904	Lifting Hanger	SS Steel	1