

Technical Data

Pump Name

AGA 106 M

Customer	Date	2024-06-20	Company
Contact	Item no.		Issued by
Phone	Project		Phone
E-mail	Project ID	Proiect redenumit 2024-06-20 16:39:09	E-mail

Requested data

1	Pump type	CENTRIFUGAL PUMPS	Fluid	Water
2	Number of pumps / Reserve	1 / 0	Liquid temperature	°C 20
3	Flow m³/h		Kin. viscosity	mm²/s 1.005
4	Head m		Vapour pressure	bar 0.0234
5	Geodetic head m		PH value	
6	Inlet pressure (pin) bar	0	Density	kg/m³ 998.3
7	Available system NPSH		Solids	Weight % 0
8	Ambient temperature °C	20		

Pump

9	Pump Name	AGA 106 M	Frequency	Hz	60
10	Design	CENTRIFUGAL PUMPS	Installation type		STANDARD
11	Manufacturer	EBARA	Impeller Diameter	Max. mm	116
12	Speed rpm	3450		Designed mm	116
13	No. of Stage	1		Min. mm	116
14	Connection Suction side	UNI ISO 228	Flow	Operating m³/h	
15	Connection Discharge side	UNI ISO 228		Max- m³/h	3.3
16	Max Working Pressure bar	6		Min- m³/h	0.3
17	Shut-off head bar	5.04	Head	Operating m	
18	Total weight kg	See the table of "Dimensions".		- (Qmax.) m	26.0
19	Shaft power kW			- (Qmin.) m	48.1
20			Max. Shaft Power at max. impeller	kW	
21	Required pump NPSH m		Efficiency	%	

Materials

22	Impeller	PPE+PS glass fibre reinforced		
23	Casing	Cast iron		
24	Shaft	AISI 303 (wet extension)		
25				
26				
27				

Motor

28	Manufacturer	EPE Standard	Insulation class	F
29	Type	TEFC_AGA 106 M_110_Single Phase	Phases	1~
30	Specific design	- / 60 Hz / Pole pairs 1	Frame size	
31	Rated power kW	0.75	Weight	kg
32	Number of poles	2	Electric voltage	V 110
33	Speed rpm	3450	Electric current	A 11.4
34	Degree of protection	IP 44		
35				

Remarks

Performance Curve

Pump Name

AGA 106 M

Customer	Date	2024-06-20	Company
Contact	Item no.		Issued by
Phone	Project		Phone
E-mail	Project ID	Project redenumit 2024-06-20 16:39:09	E-mail

Requested data

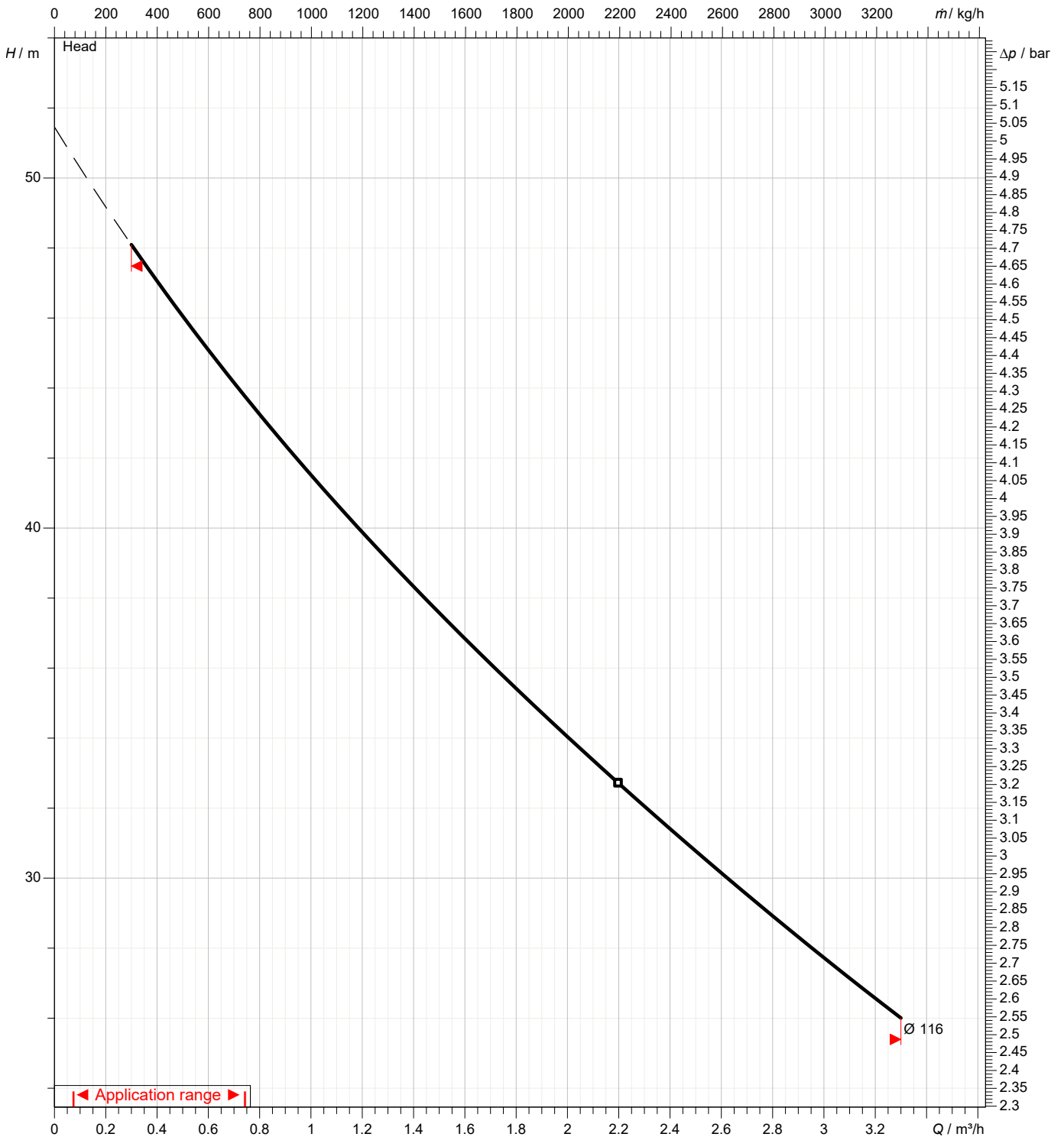
1	Flow	m³/h	
2	Head	m	
3	Geodetic head	m	

Pump

Operating flow	m³/h		Frequency	Hz	60
Operating head	m		Number of poles		2
Impeller diameter designed	mm	116	Speed	rpm	3450

Test standard: ISO 9906:2012 - Grade3B

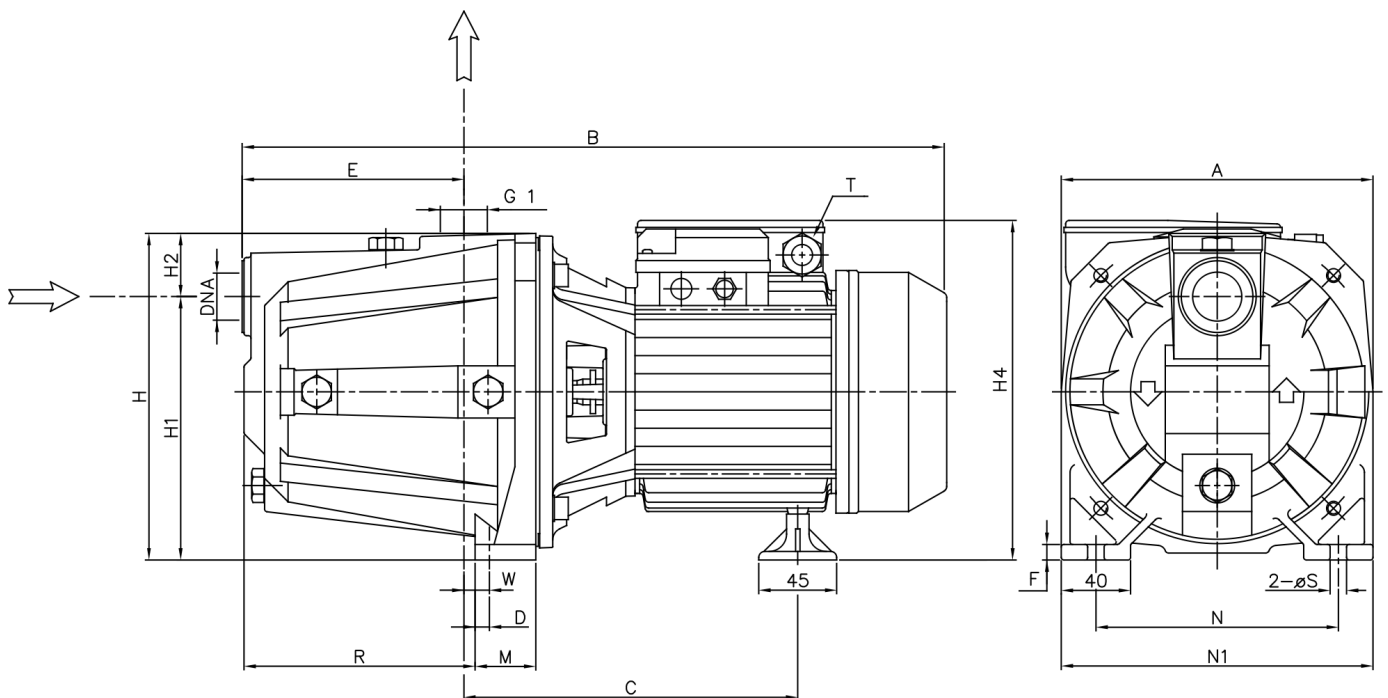
Water; 20°C; 998.3kg/m³; 1mm²/s



Dimensions

Pump Name AGA 106 M

Customer	Date 2024-06-20	Company
Contact	Item no.	Issued by
Phone	Project	Phone
E-mail	Project ID Proiect redenumit 2024-06-20 16:39:09	E-mail



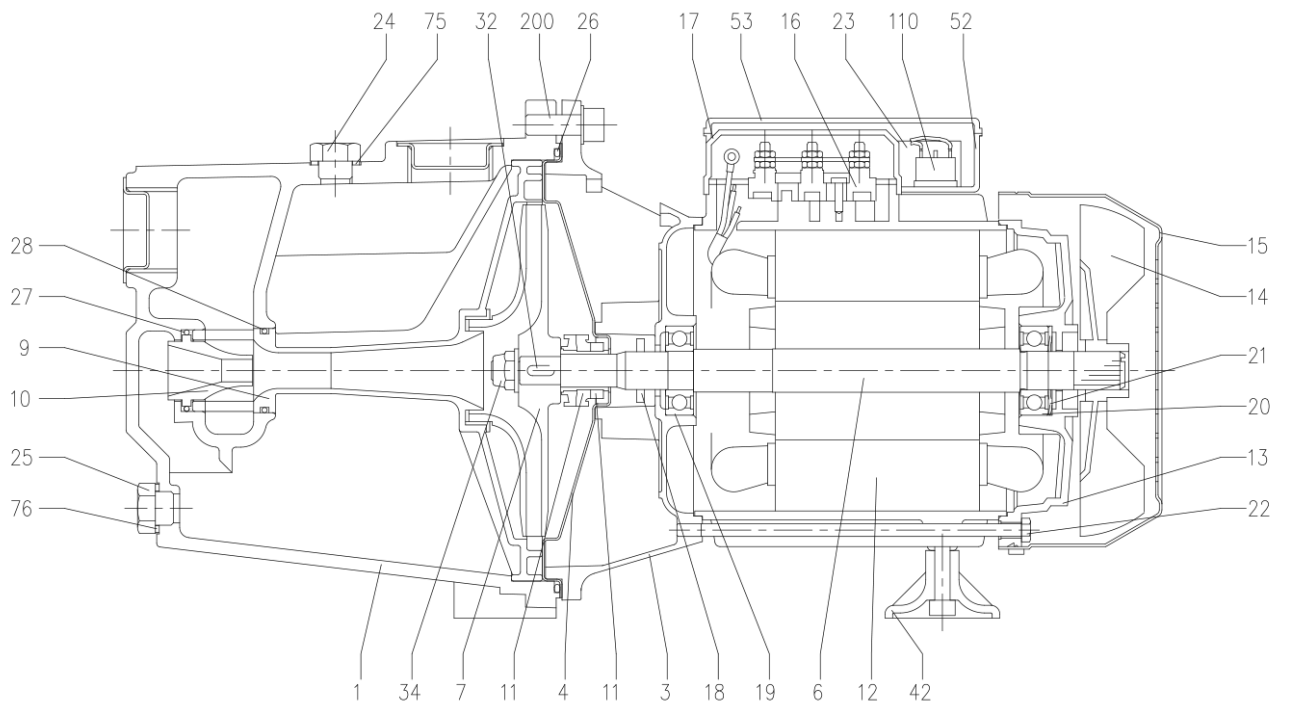
Dimensions in		mm						
1	A	180	S	9.5				
2	B	405	T	PG11				
3	C	195	W	11.8				
4	D	10.3	Weight P&M	14 kg				
5	DNA	G 1						
6	E	127						
7	F	9						
8	H	185						
9	H1	152						
10	H2	33						
11	H4	199						
12	M	40						
13	N	140						
14	N1	180						
15	R	128.5						

(1/3)

Construction

Pump Name AGA 106 M

Customer	Date 2024-06-20	Company
Contact	Item no.	Issued by
Phone	Project	Phone
E-mail	Project ID Proiect redenumit 2024-06-20 16:39:09	E-mail



(2/3)

Construction

Pump Name AGA 106 M

Customer	Date 2024-06-20	Company
Contact	Item no.	Issued by
Phone	Project	Phone
E-mail	Project ID Proiect redenumit 2024-06-20 16:39:09	E-mail

N°	PART NAME	MATERIAL	Q.TY
1	Casing	Cast iron	1
3	Motor bracket	[7]	1
4	Casing cover	AISI 304 [6]	1
6	Shaft with rotor	AISI 303 (wet extension)	1
7	Impeller	[4]	1
9	Diffuser + Venturi tube	PPE+PS glass fibre reinforced	1
10	Venturi nozzle	PPE+PS glass fibre reinforced	1
11	Mechanical seal	Carbon/Ceramic/NBR	1
12	Motor frame with stator	-	1
13	Motor cover	Aluminium	1
14	Fan	PA6	1
15	Fan cover	Fe P04 Zincate	1
16	Terminal board	-	1
17	Terminal box cover [1]	Aluminium	1
18	Splash ring	NBR	1
19	Pump side ball bearing	-	1
20	Fan side ball bearing	-	1
21	Adjusting ring	Steel C70	1
22	Tie rod	Fe 42 Zincate	4
23	Capacitor [2]	-	1
24	Priming plug	Brass	1
25	Drain plug	Brass	1
26	O-ring	NBR	1
27	O-ring	NBR	1
28	O-ring	NBR	1
32	Key	AISI 316	1
34	Impeller nut [3]	AISI 304	1
42	Foot	PP	1
52	Capacitor box [2]	ABS class V-0	1
53	Capacitor box cover [2] [8]	ABS class V-0 [8]	1
75	Washer	Aluminium	1
76	Washer	Aluminium	1
110	Motor protector [5]	-	1
200	Screw	Zn Steel Cl. 8.8 ISO 898-1	4

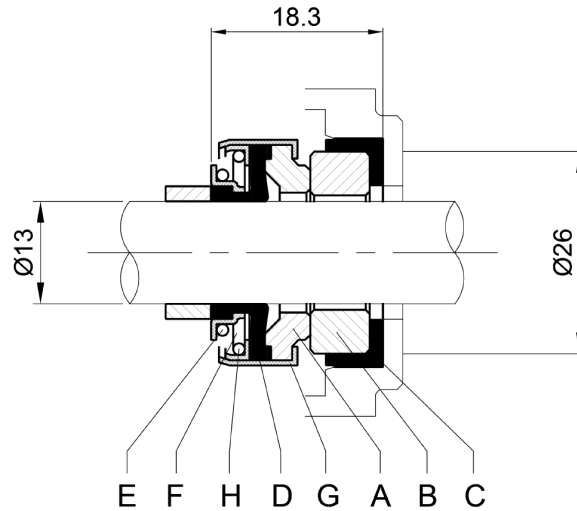
- [1] Only for three phase
- [2] Only for single phase
- [3] Only for Brass impeller version
- [4] Material: PPE+PS glass fibre reinforced for type : AGA 076 - AGA 106
Brass for type : AGA 156 - AGA 206 - AGA 306
- [5] Only for version single phase AGA 206
- [6] Only for version AGA 076 - AGA 106
- [7] Material: Cast iron for version AGA 156 - AGA 206 - AGA 306
Aluminium for version AGA 076 - AGA 106
- [8] With gasket in NBR only for version single phase AGA 106

(3/3)

Construction

Pump Name AGA 106 M

Customer	Date 2024-06-20	Company
Contact	Item no.	Issued by
Phone	Project	Phone
E-mail	Project ID Proiect redenumit 2024-06-20 16:39:09	E-mail



REF	PART NAME	MATERIAL
A	Rotary seal ring	Carbon graphite
B	Stationary seal ring	Ceramic
C	Gasket	NBR
D	Bellows	NBR
E	O-Ring	AISI 304
F	Self-driving spring	AISI 304
G	Frame	AISI 304
H	Retainer ring	AISI 304