

Technical data

Pump name CDA 1.50 T

Customer	Date	2024-06-13	Company
Contact	Item no.		Issued by
Phone	Project		Phone
E-mail	Project ID	Proiect redenumit 2024-06-13 13:12:	E-mail

Requested data

1	Pump type	CENTRIFUGAL PUMPS	Fluid	Water
2	Number of pumps / Reserve	1 / 0	Liquid temperature °C	20
3	Flow m ³ /h		Kin. viscosity mm ² /s	1.005
4	Head m		Vapour pressure bar	0.0234
5	Geodetic head m		PH value	
6	Inlet pressure (pin) bar	0	Density kg/m ³	998.3
7	Available system NPSH		Solids Weight %	0
8	Ambient temperature °C	20		

Pump

9	Pump name	CDA 1.50 T	Frequency Hz	50	
10	Design	CENTRIFUGAL PUMPS	Installation type	STANDARD	
11	Manufacturer	EBARA	Impeller Diameter	Max. mm	-
12	Speed rpm	2850		Designed mm	
13	No. of Stage	2		Min. mm	-
14	Connection Suction side	UNI ISO 228	Flow	Operating m ³ /h	
15	Connection Discharge side	UNI ISO 228		Max- m ³ /h	6
16	Max Working Pressure bar	10		Min- m ³ /h	1.2
17	Shut-off head bar	5.09	Head	Operating m	
18	Total weight kg	See the table of "Dimensions".		- (Qmax.) m	27.5
19	Shaft power kW			- (Qmin.) m	50.8
20			Max. Shaft Power at max. impeller kW		
21	Required pump NPSH m		Efficiency %		

Materials

22	Impeller	BRASS		
23	Casing	Cast iron		
24	Shaft	AISI 303		
25				
26				
27				

Motor

28	Manufacturer	EPE Standard	Insulation class	F
29	Type	TEFC_CDA 1.50 M_230_Single Phase	Phases	1~
30	Specific design	IE2 / 50 Hz / Pole pairs 1	Frame size	
31	Rated power kW	1.1	Weight kg	
32	Number of poles	2	Electric voltage V	230
33	Speed rpm	2850	Electric current A	9
34	Degree of protection	IP 44		
35				

Remarks

Performance curve

Pump name CDA 1.50 T

Customer	Date	2024-06-13	Company
Contact	Item no.		Issued by
Phone	Project		Phone
E-mail	Project ID	Proiect redenumit 2024-06-13 13:12:	E-mail

Requested data

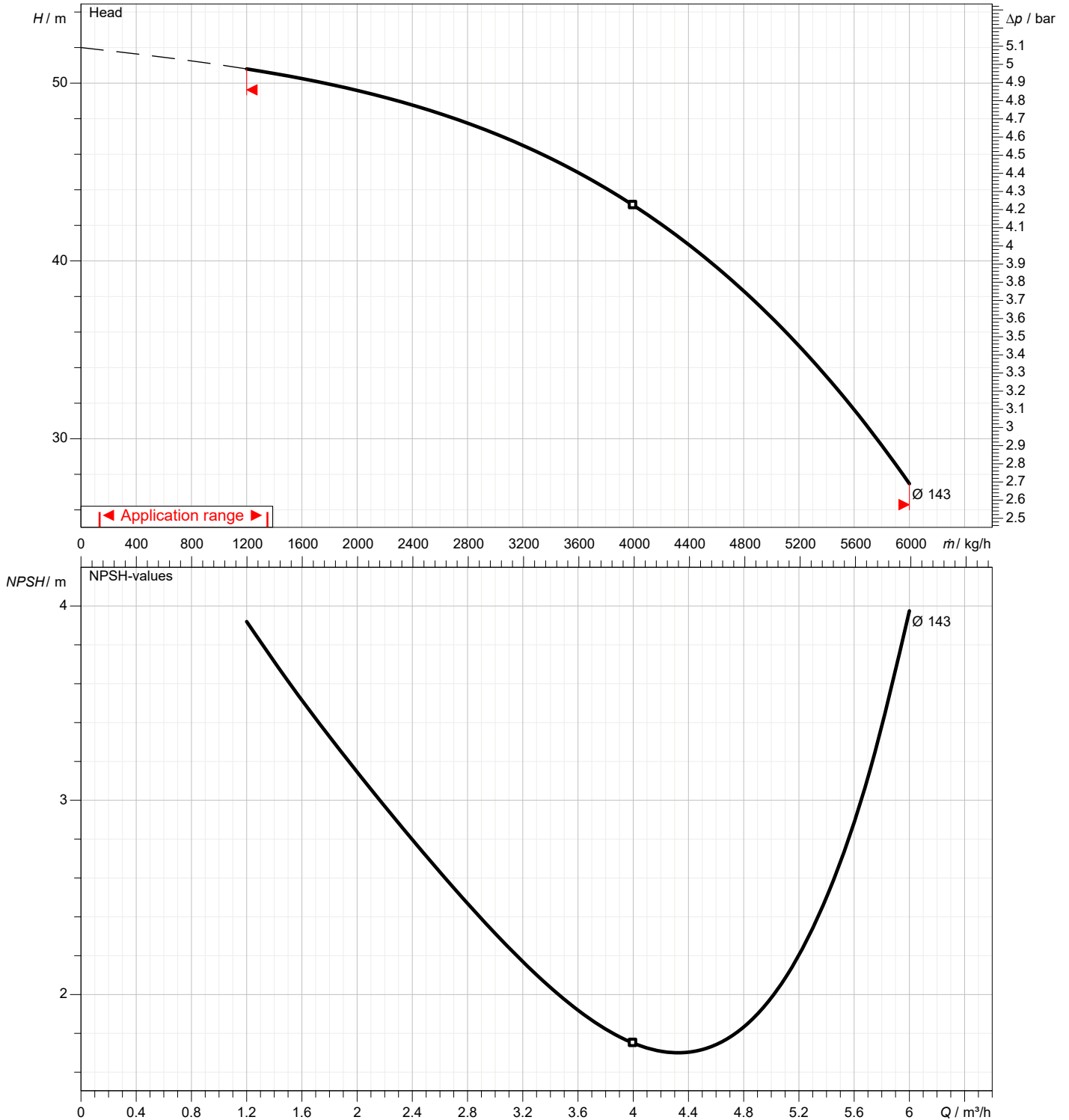
1	Flow	m³/h	
2	Head	m	
3	Geodetic head	m	

Pump

Operating flow	m³/h		Impeller Diameter Designed	mm	
Operating head	m		Frequency	Hz	50
			Speed	rpm	2850

Test standard: ISO 9906:2012 - Grade3B

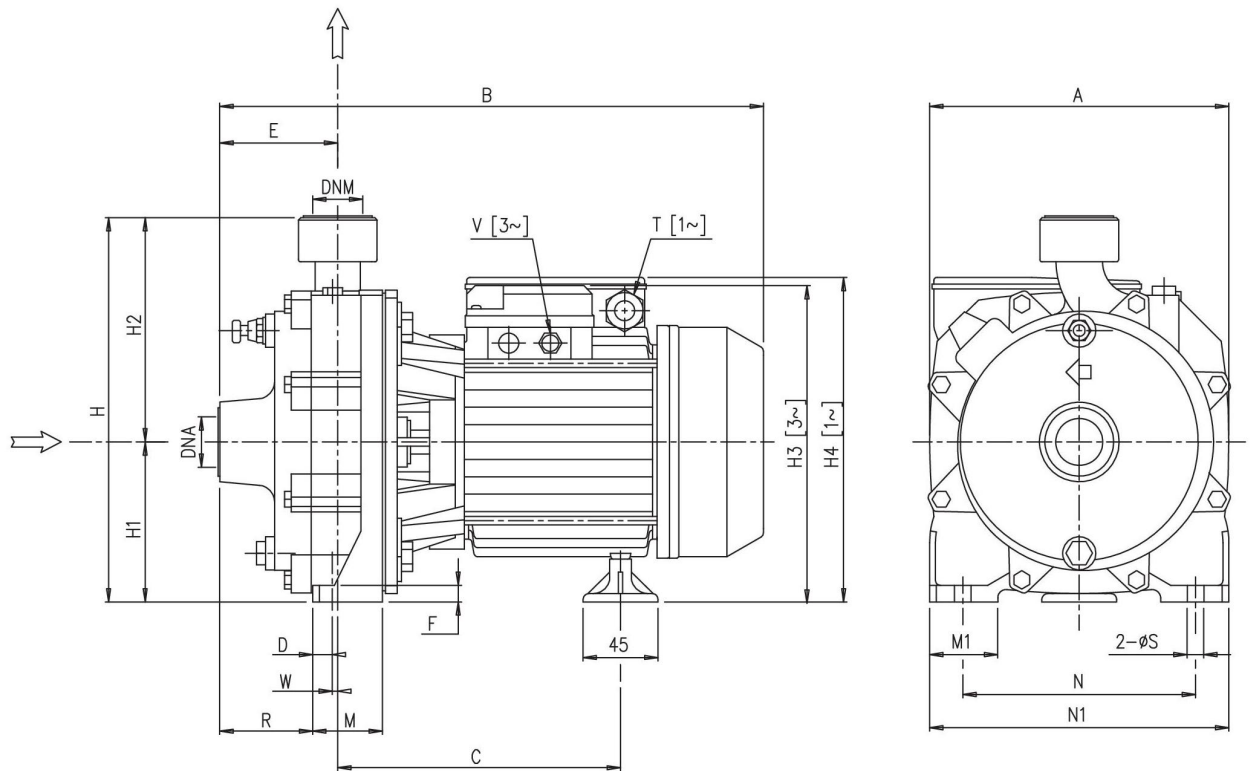
Water; 20°C; 998.3kg/m³; 1mm²/s



Dimensions

Pump Name CDA 1.50 T

Customer	Date 2024-06-13	Company
Contact	Item no.	Issued by
Phone	Project	Phone
E-mail	Project ID Proiect redenumit 2024-06-13 13:12:02	E-mail



[1~] Single phase
[3~] Three phase

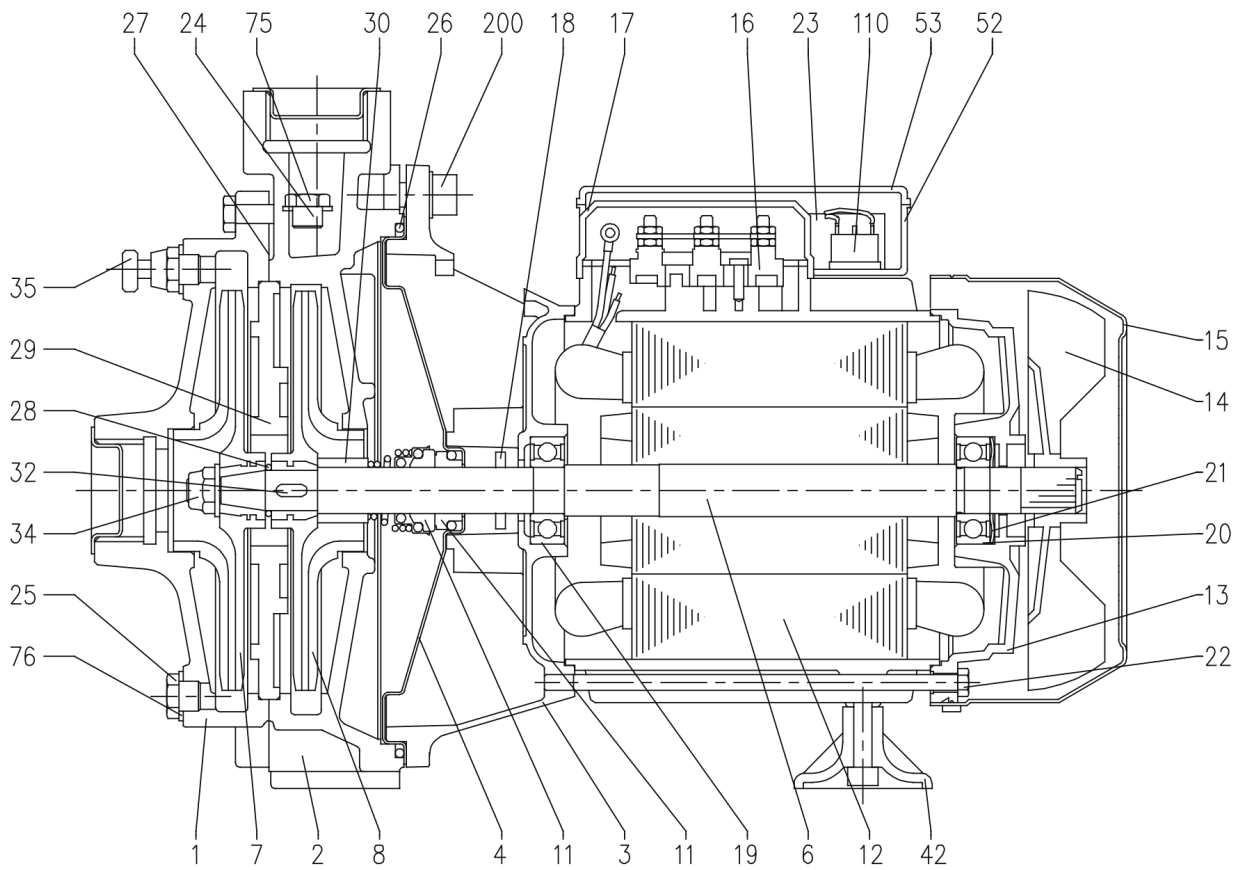
Dimensions in		mm						
1	A	194	N1	195				
2	B	419.8	R	65.5				
3	C	218.3	S	9.5				
4	D	8.3	V	M20x1.5				
5	DNA	G1 1/4	W	12.3				
6	DNM	G1	Weight P&M	25.8 kg				
7	E	86						
8	F	9						
9	H	265						
10	H1	110						
11	H2	155						
12	H3	224						
13	M	48						
14	M1	40						
15	N	155						

(1/3)

Construction

Pump Name CDA 1.50 T

Customer	Date 2024-06-13	Company
Contact	Item no.	Issued by
Phone	Project	Phone
E-mail	Project ID Proiect redenumit 2024-06-13 13:12:02	E-mail



(2/3)

Construction

Pump Name CDA 1.50 T

Customer	Date 2024-06-13	Company
Contact	Item no.	Issued by
Phone	Project	Phone
E-mail	Project ID Proiect redenumit 2024-06-13 13:12:02	E-mail

N°	PART NAME	MATERIAL	Q. TY
1	Casing	Cast iron	1
2	Casing	Cast iron	1
3	Motor bracket	[8]	1
4	Casing cover	[9]	1
6	Shaft with rotor	[6]	1
7	Impeller	[4]	1
8	Impeller	[4]	1
11	Mechanical seal [7]	Carbon/Ceramic/NBR	1
12	Motor frame with stator	-	1
13	Motor cover	Aluminium	1
14	Fan	PP	1
15	Fan cover	Fe P04 Zincate	1
16	Terminal box	-	1
17	Terminal box cover [2]	Aluminium	1
18	Splash ring	NBR	1
19	Pump side ball bearing	-	1
20	Fan side ball bearing	-	1
21	Adjusting ring	Steel C70	1
22	Tie rod	Fe 42 Zincate	4
23	Capacitor [1]	-	1
24	Priming plug	Brass	1
25	Drain plug	Brass	1
26	O-ring	NBR	1
27	Gasket	Compressed cellulose fibre	1
28	O-ring	NBR	1
29	Intermediate plate	Cast iron	1
30	Mechanical seal spacer	Brass	1
32	Key	AISI 316	1
34	Impeller nut [3]	AISI 304	1
35	Air breather valve	Brass	1
42	Foot	PP	1
52	Capacitor box [1]	ABS class V-0	1
53	Capacitor box cover [10]	ABS class V-0 [10]	1
75	Washer	Aluminium	1
76	Washer	Aluminium	1
110	Protector [5]	-	1
200	Screw	Zn Steel Cl. 8.8 ISO 898-1	4

[1] Only for single phase

[2] Only for three phase

[3] Only for version with impeller in Brass

[4] Material : PPE+PS glass fibre reinforced for version CDA 0.75 - 1.00
Brass for version CDA 1.50 - 2.00 - 3.00 - 4.00 - 5.50

[5] Only for version single phase CDA 1.50 - 2.00

[6] Material : AISI 303 (wet extension) for version CDA 0.75 - 1.00 - 1.50 - 2.00 - 3.00
AISI 304 (wet extension) for version CDA 4.00 - 5.50

[7] See **CONSTRUCTION 3**

[8] Material : Aluminium for version CDA 0.75 - 1.00

Cast iron for version CDA 1.50 - 2.00 - 3.00 - 4.00 - 5.50

[9] Material : AISI 304 for version CDA 0.75 - 1.00

Cast iron built-in the motor bracket for version CDA 1.50 - 2.00 - 3.00 - 4.00 - 5.50

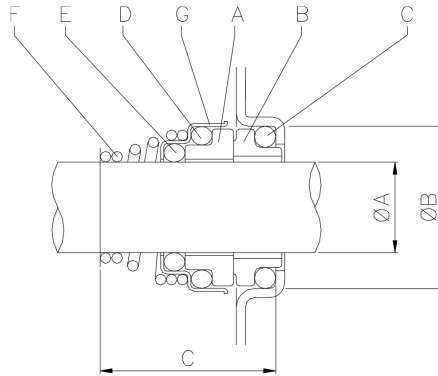
[10] With gasket in NBR only for version single phase CDA 0.75 - 1.00

(3/3)

Construction

Pump Name CDA 1.50 T

Customer	Date 2024-06-13	Company
Contact	Item no.	Issued by
Phone	Project	Phone
E-mail	Project ID Proiect redenumit 2024-06-13 13:12:02	E-mail



Single Phase	Three Phase	ØA	ØB	C
CDA 0.75 M	CDA 0.75 T	15	26	29
CDA 1.00 M	CDA 1.00 T	15	26	29
CDA 1.50 M	CDA 1.50 T	18	30.9	32
CDA 2.00 M	CDA 2.00 T	18	30.9	32
-	CDA 3.00 T	18	30.9	32
-	CDA 4.00 T	20	30.9	33
-	CDA 5.50 T	20	30.9	33

REF	PART NAME	MATERIAL
A	Rotary seal ring	Ceramic
B	Stationary seal ring	Carbon graphite
C	O Ring	NBR
D	O Ring	NBR
E	O Ring	NBR
F	Self driving spring	AISI 316
G	Frame	AISI 304