

# Technical Data

Pump Name

CDA 106 M

Customer	Date	2024-07-01	Company
Contact	Item no.		Issued by
Phone	Project		Phone
E-mail	Project ID	Proiect redenumit 2024-07-01 15:55:48	E-mail

## Requested data

1	Pump type	CENTRIFUGAL PUMPS	Fluid	Water
2	Number of pumps / Reserve	1 / 0	Liquid temperature	°C 20
3	Flow m³/h		Kin. viscosity	mm²/s 1.005
4	Head m		Vapour pressure	bar 0.0234
5	Geodetic head m		PH value	
6	Inlet pressure (pin) bar	0	Density	kg/m³ 998.3
7	Available system NPSH		Solids	Weight % 0
8	Ambient temperature °C	20		

## Pump

9	Pump Name	CDA 106 M	Frequency	Hz 60
10	Design	CENTRIFUGAL PUMPS	Installation type	STANDARD
11	Manufacturer	EBARA	Impeller Diameter	Max. mm 110
12	Speed rpm	3450		Designed mm 110
13	No. of Stage	2		Min. mm 110
14	Connection Suction side		Flow	Operating m³/h
15	Connection Discharge side			Max- m³/h 5.4
16	Max Working Pressure bar	6		Min- m³/h 1.2
17	Shut-off head bar	4.21	Head	Operating m
18	Total weight kg	See the table of "Dimensions".		- (Qmax.) m 19.8
19	Shaft power kW			- (Qmin.) m 41.0
20			Max. Shaft Power at max. impeller	kW
21	Required pump NPSH m		Efficiency	%

## Materials

22	Impeller	PPE+PS	
23	Casing	Cast iron	
24	Shaft	AISI 303	
25			
26			
27			

## Motor

28	Manufacturer	EPE Standard	Insulation class	F
29	Type	TEFC_CDA 106 M_220_Single Phase	Phases	1~
30	Specific design	- / 60 Hz / Pole pairs 1	Frame size	
31	Rated power kW	0.75	Weight	kg
32	Number of poles	2	Electric voltage	V 220
33	Speed rpm	3450	Electric current	A 6.7
34	Degree of protection	IP 55		
35				

## Remarks

# Performance Curve

Pump Name

CDA 106 M

Customer	Date	2024-07-01	Company
Contact	Item no.		Issued by
Phone	Project		Phone
E-mail	Project ID	Proiect redenumit 2024-07-01 15:55:48	E-mail

## Requested data

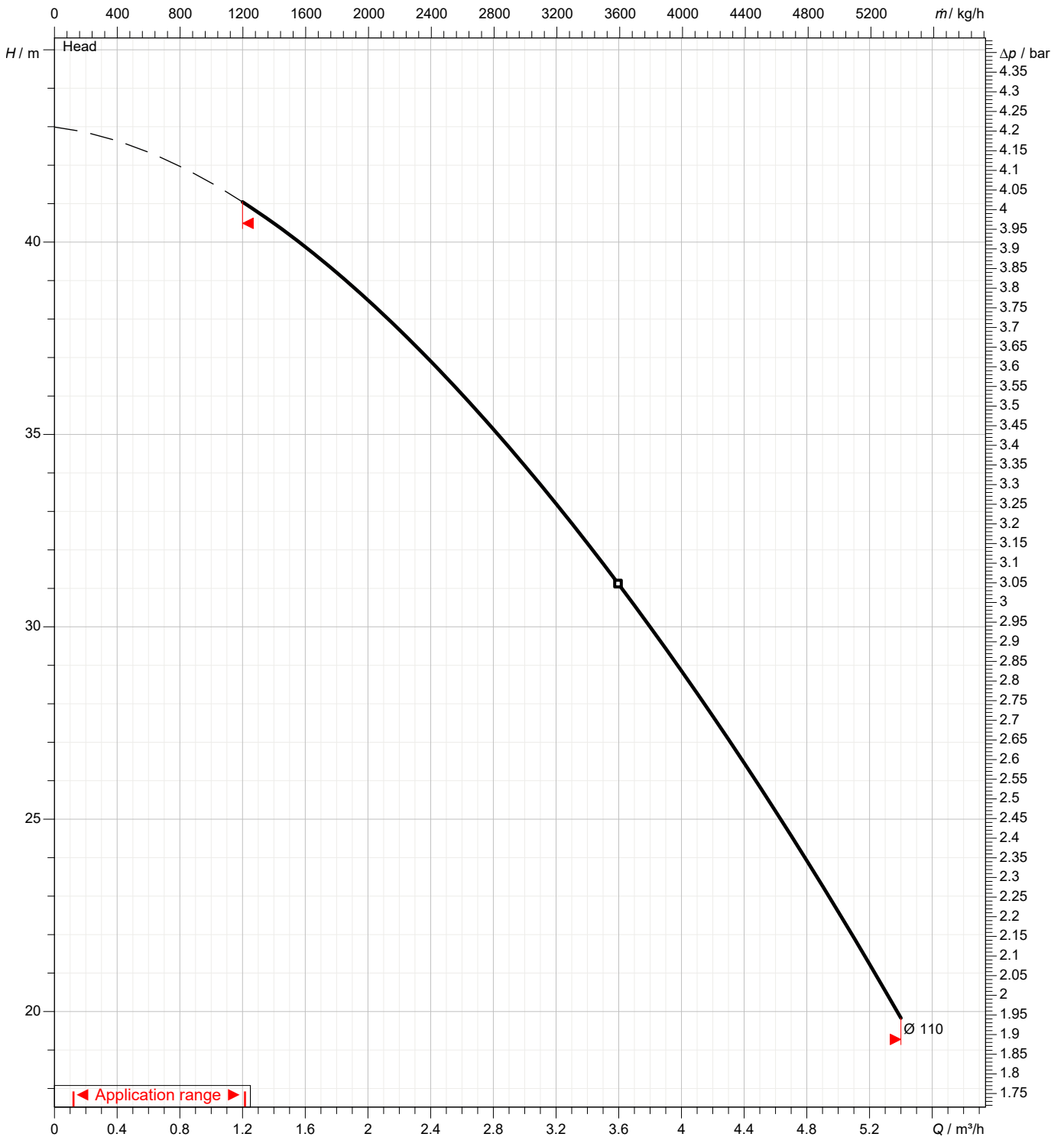
1	Flow	m³/h	
2	Head	m	
3	Geodetic head	m	

## Pump

Operating flow	m³/h		Frequency	Hz	60
Operating head	m		Number of poles		2
Impeller diameter designed	mm	110	Speed	rpm	3450

Test standard: ISO 9906:2012 - Grade3B

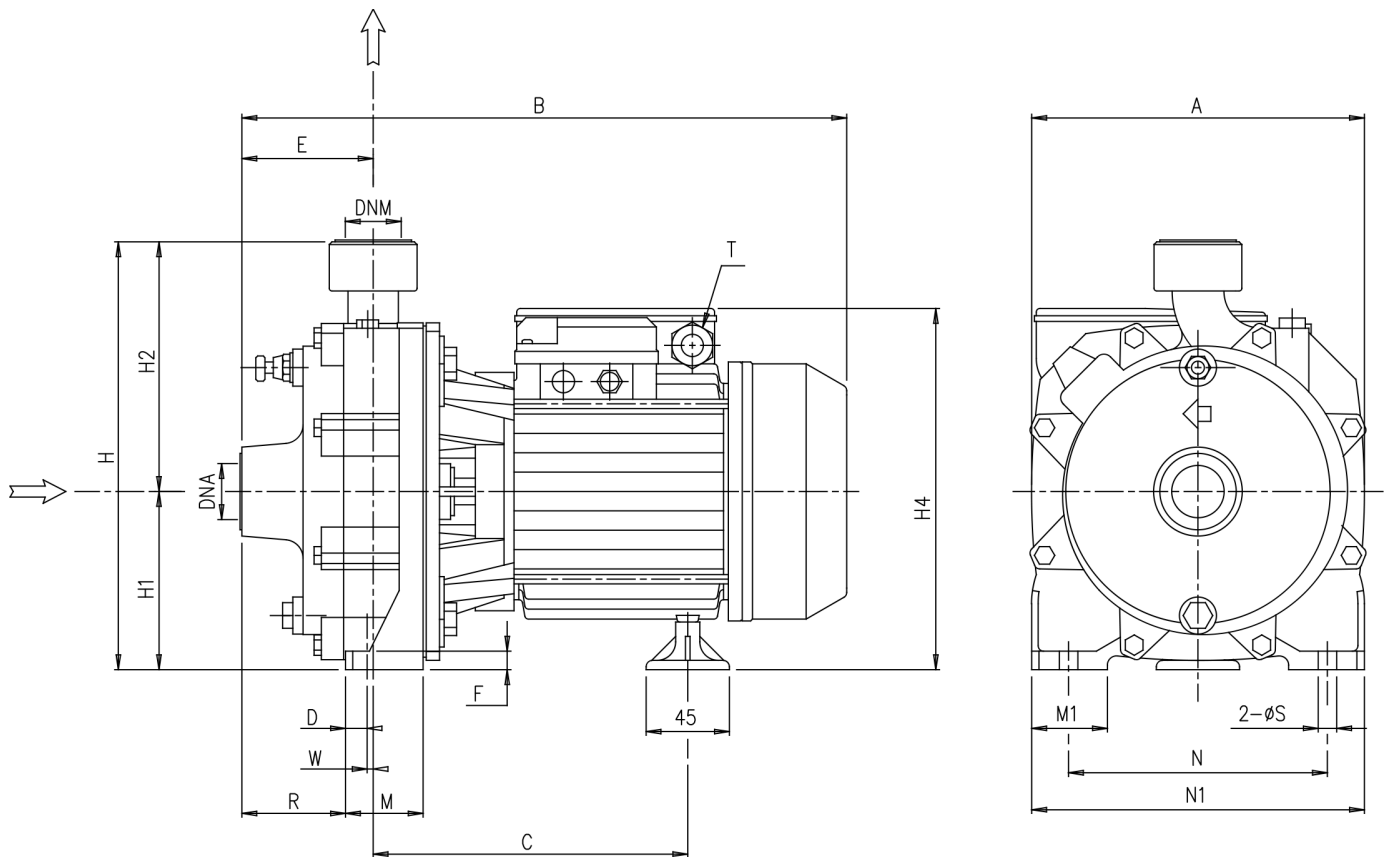
Water; 20°C; 998.3kg/m³; 1mm²/s



# Dimensions

Pump Name CDA 106 M

Customer	Date 2024-07-01	Company
Contact	Item no.	Issued by
Phone	Project	Phone
E-mail	Project ID Proiect redenumit 2024-07-01 15:55:48	E-mail



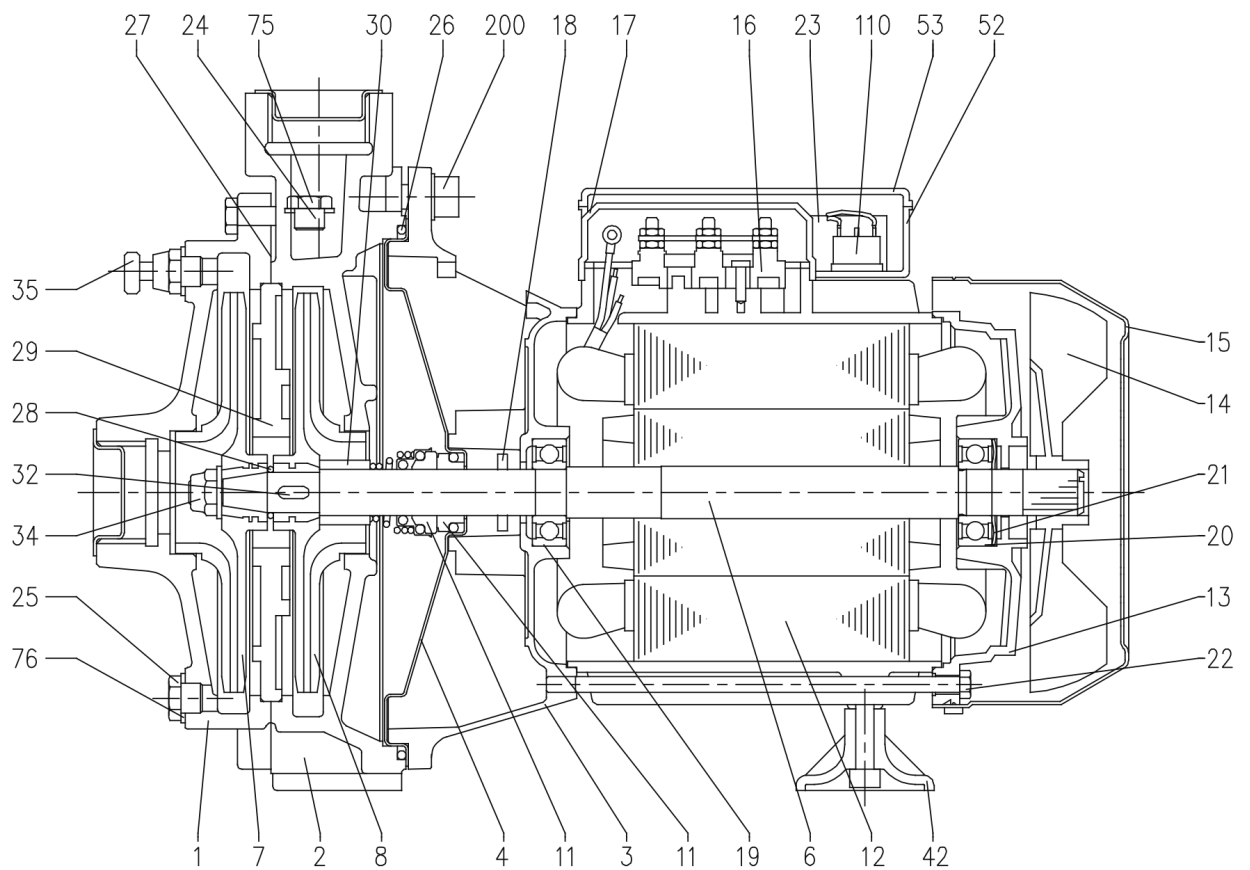
Dimensions in		mm						
1	A	183	N1	180				
2	B	336	R	58				
3	C	180	S	10				
4	D	8	T	PG 11				
5	DNA	G 1	W	7				
6	DNM	G 1	Weight P&M	15 kg				
7	E	73						
8	F	9						
9	H	227						
10	H1	97						
11	H2	130						
12	H4	198						
13	M	42						
14	M1	40						
15	N	140						

(1/3)

# Construction

Pump Name CDA 106 M

Customer	Date 2024-07-01	Company
Contact	Item no.	Issued by
Phone	Project	Phone
E-mail	Project ID Proiect redenumit 2024-07-01 15:55:48	E-mail



(2/3)

# Construction

Pump Name CDA 106 M

Customer	Date 2024-07-01	Company
Contact	Item no.	Issued by
Phone	Project	Phone
E-mail	Project ID Project redenumit 2024-07-01 15:55:48	E-mail

N°	PART NAME	MATERIAL	Q. TY
1	Casing	Cast iron	1
2	Casing	Cast iron	1
3	Motor bracket	[8]	1
4	Casing cover	[9]	1
6	Shaft with rotor	[6]	1
7	Impeller	[4]	1
8	Impeller	[4]	1
11	Mechanical seal [7]		1
12	Motor frame with stator	-	1
13	Motor cover	Aluminium	1
14	Fan	PP	1
15	Fan cover	Fe P04 Zincate	1
16	Terminal box	-	1
17	Terminal box cover [2]	Aluminium	1
18	Splash ring	NBR	1
19	Pump side ball bearing	-	1
20	Fan side ball bearing	-	1
21	Adjusting ring	Steel C70	1
22	Tie rod	Fe 42 Zincate	4
23	Capacitor [1]	-	1
24	Priming plug	Brass	1
25	Drain plug	Brass	1
26	O-ring	NBR	1
27	Gasket	Compression cellulose fibre	1
28	O-ring	NBR	1
29	Intermediate plate	Cast iron	1
30	Mechanical seal spacer	Brass	1
32	Key	AISI 316	1
34	Impeller nut [3]	AISI 304	1
35	Air breather valve	Brass	1
42	Foot	PP	1
52	Capacitor box [1]	ABS class V-0	1
53	Capacitor box cover [10]	ABS class V-0 [10]	1
75	Washer	Aluminium	1
76	Washer	Aluminium	1
110	Protector [5]	-	1
200	Screw	Zn Steel Cl. 8.8 ISO 898-1	4

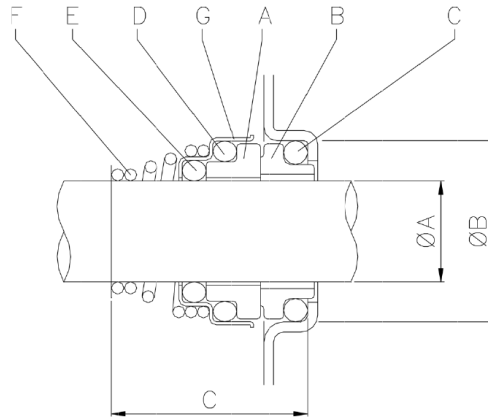
- [1] Only for single phase
- [2] Only for three phase
- [3] Only for version with impeller in Brass
- [4] PPE+PS glass fibre reinforced for version CDA 076 - CDA 106  
Brass for version CDA 156 - CDA 206 - CDA 306 - CDA 406 - CDA 556
- [5] Only for version single phase CDA 156 - CDA 206
- [6] AISI 303 (wet extension) for version CDA 076 - CDA 106 - CDA 156 - CDA 206 - CDA 306  
AISI 304 (wet extension) for version CDA 406 - CDA 556
- [7] See **CONSTRUCTION 3**
- [8] Aluminium for version CDA 076 - CDA 106  
Cast iron for version CDA 156 - CDA 206 - CDA 306 - CDA 406 - CDA 556
- [9] AISI 304 for version CDA 076 - CDA 106  
Cast iron built-in the motor bracket for version CDA 156.- CDA 206 – CDA 306 - CDA 406 - CDA 556
- [10] With gasket in NBR only for version single phase CDA 076 – CDA 106

(3/3)

# Construction

Pump Name CDA 106 M

Customer	Date 2024-07-01	Company
Contact	Item no.	Issued by
Phone	Project	Phone
E-mail	Project ID Proiect redenumit 2024-07-01 15:55:48	E-mail



Single Phase	Three Phase	ØA	ØB	C
CDA 076 M	CDA 076 T	15	26	29
CDA 106 M	CDA 106 T	15	26	29
CDA 156 M	CDA 156 T	18	30,9	32
CDA 206 M	CDA 206 T	18	30,9	32
-	CDA 306 T	18	30,9	32
-	CDA 406 T	20	30,9	33
-	CDA 556 T	20	30,9	33

REF	PART NAME	MATERIAL Standard version CDA
A	Rotary seal ring	ceramic
B	Stationary seal ring	carbon graphite
C	O-Ring	NBR
D	O-Ring	NBR
E	O-Ring	NBR
F	Self driving spring	AISI 316
G	Frame	AISI 304