

Technical Data

Pump Name

CDX 200/25

Customer	Date	2024-06-13	Company
Contact	Item no.		Issued by
Phone	Project		Phone
E-mail	Project ID	Proiect redenumit 2024-06-13 13:12:02	E-mail

Requested data

1	Pump type	CENTRIFUGAL PUMPS	Fluid	Water
2	Number of pumps / Reserve	1 / 0	Liquid temperature	°C
3	Flow	m³/h	Kin. viscosity	mm²/s
4	Head	m	Vapour pressure	bar
5	Geodetic head	m	PH value	
6	Inlet pressure (pin)	bar	Density	kg/m³
7	Available system NPSH		Solids	Weight %
8	Ambient temperature	°C		

Pump

9	Pump Name	CDX 200/25	Frequency	Hz	50	
10	Design	CENTRIFUGAL PUMPS	Installation type		STANDARD	
11	Manufacturer	EBARA	Impeller Diameter	Max.	mm	
12	Speed	rpm		2800	Designed	mm
13	No. of Stage	1		Min.	mm	176
14	Connection	Suction side	UNI ISO 228-1	Flow	Operating	m³/h
15	Connection	Discharge side	UNI ISO 228-1		Max-	m³/h
16	Max Working Pressure	bar	8		Min-	m³/h
17	Shut-off head	bar	3.86	Head	Operating	m
18	Total weight	kg	See the table of "Dimensions".		- (Qmax.)	m
19	Shaft power	kW			- (Qmin.)	m
20				Max. Shaft Power at max. impeller	kW	2.19
21	Required pump NPSH	m		Efficiency	%	

Materials

22	Impeller	AISI 304		
23	Casing	AISI 304		
24	Shaft	AISI 304		
25				
26				
27				

Motor

28	Manufacturer	EPE Standard	Insulation class	F	
29	Type	TEFC_CD_X 200/25_230_Three Phase	Phases	3~	
30	Specific design	IE3 / 50 Hz / Pole pairs 1	Frame size		
31	Rated power	kW	1.8	Weight	kg
32	Number of poles	2	Electric voltage	V	230
33	Speed	rpm	2800	Electric current	A
34	Degree of protection	IP 55			
35					

Remarks

Performance Curve

Pump Name

CDX 200/25

Customer	Date	2024-06-13	Company
Contact	Item no.		Issued by
Phone	Project		Phone
E-mail	Project ID	Project redenumit 2024-06-13 13:12:02	E-mail

Requested data

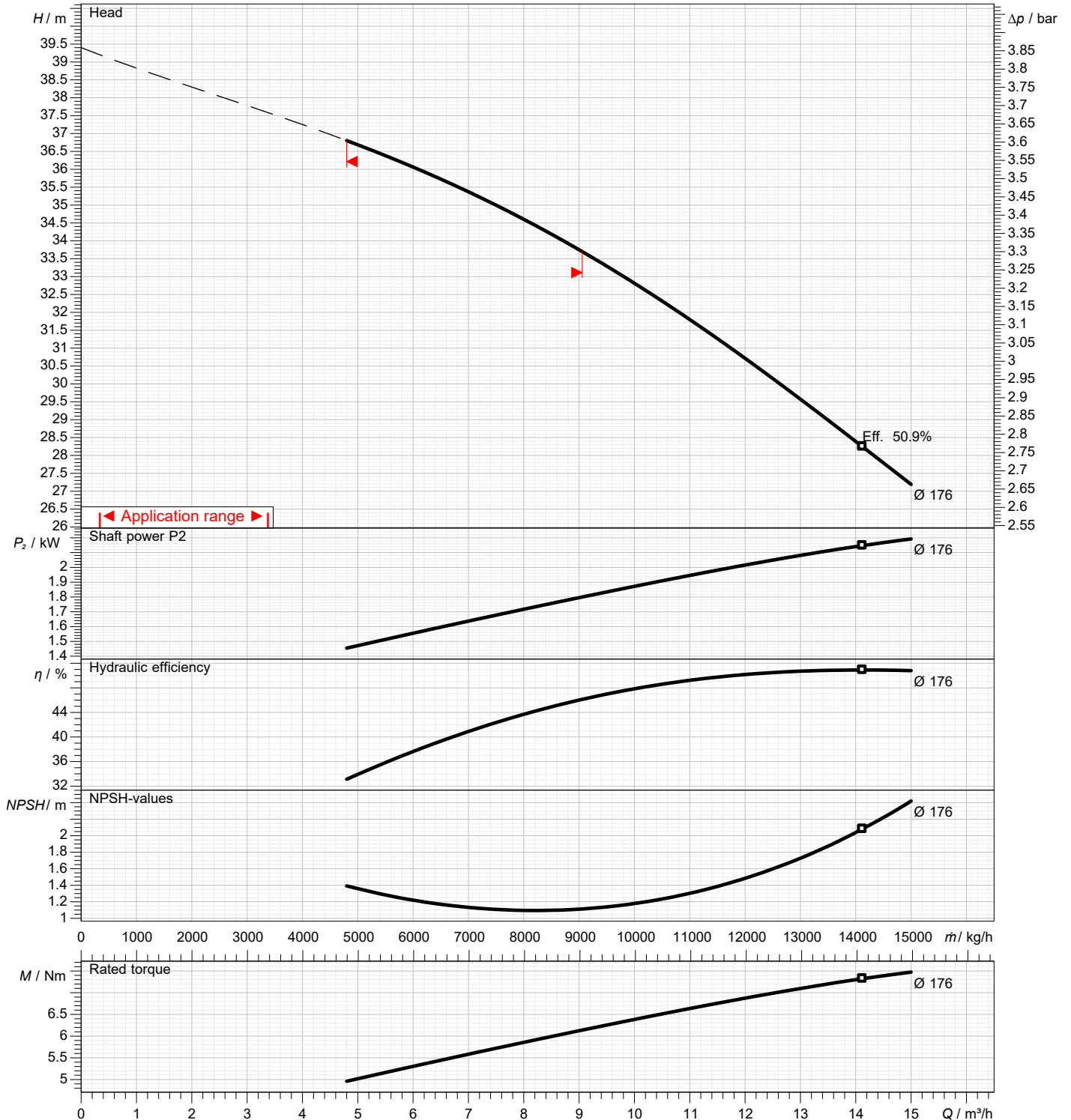
1	Flow	m³/h	
2	Head	m	
3	Geodetic head	m	

Pump

Operating flow	m³/h		Frequency	Hz	50
Operating head	m		Number of poles		2
Impeller diameter designed	mm	176	Speed	rpm	2800

Test standard: ISO 9906:2012 - Grade3B

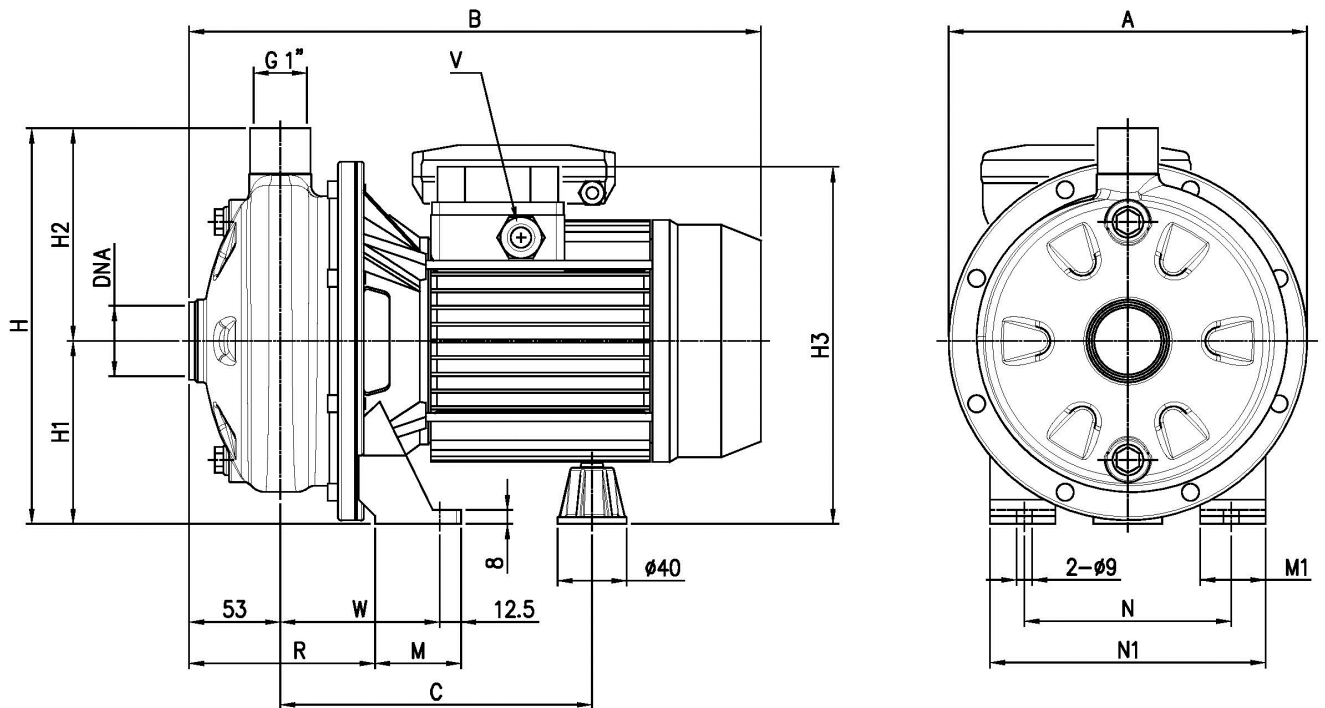
Water; 20°C; 998.3kg/m³; 1mm²/s



Dimensions

Pump Name CDX 200/25

Customer	Date 2024-06-13	Company
Contact	Item no.	Issued by
Phone	Project	Phone
E-mail	Project ID Proiect redenumit 2024-06-13 13:12:02	E-mail

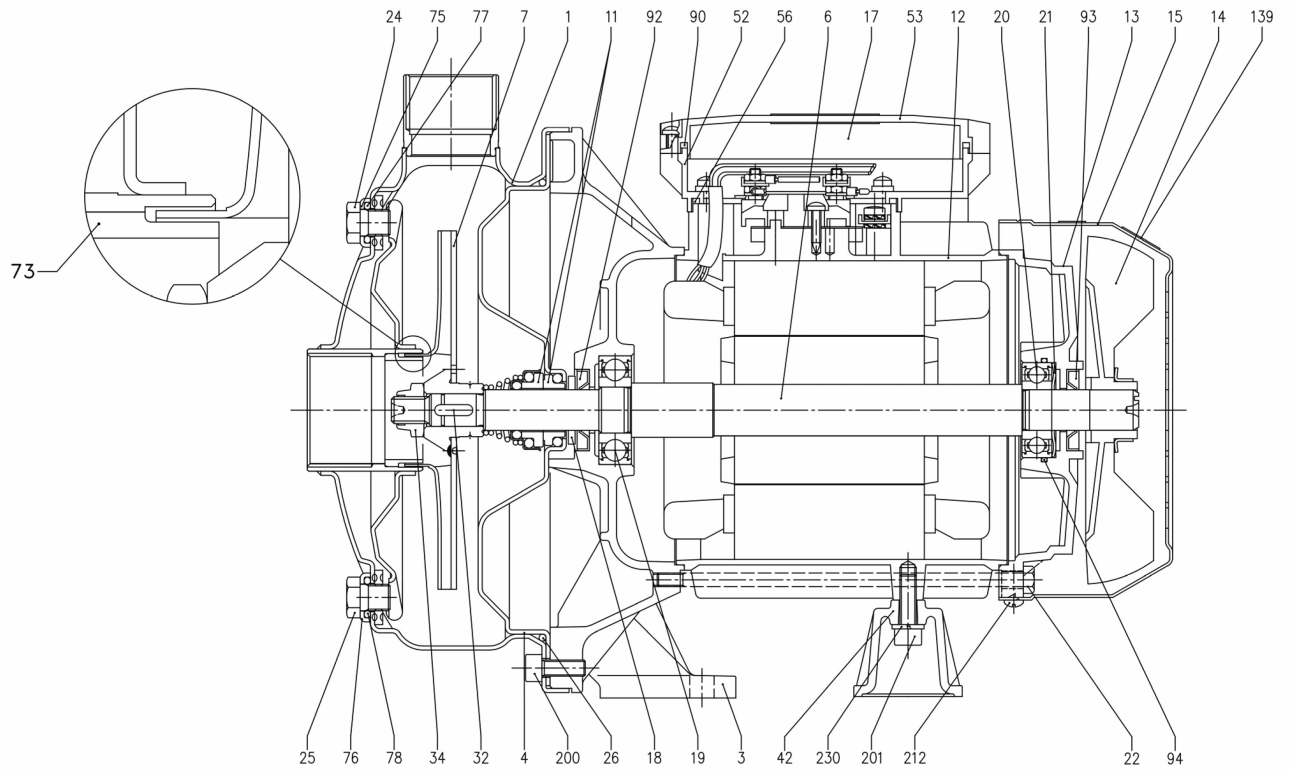


Dimensions in		mm						
1	A	232	Weight P&M	16.8 kg				
2	B	371.5						
3	C	198.5						
4	DNA	G1 1/2						
5	H	250						
6	H1	118						
7	H2	132						
8	H3	237						
9	M	55						
10	M1	40						
11	N	140						
12	N1	180						
13	R	105.5						
14	V	M20x1.5						
15	W	95						

(1/3) Construction

Pump Name CDX 200/25

Customer	Date 2024-06-13	Company
Contact	Item no.	Issued by
Phone	Project	Phone
E-mail	Project ID Proiect redenumit 2024-06-13 13:12:02	E-mail



(2/3)

Construction

Pump Name CDX 200/25

Customer	Date 2024-06-13	Company
Contact	Item no.	Issued by
Phone	Project	Phone
E-mail	Project ID Proiect redenumit 2024-06-13 13:12:02	E-mail

N°	PART NAME	MATERIAL	Q.TY
1	Casing	AISI 304 / AISI 316L [4]	1
3	Motor bracket	Aluminium	1
4	Casing cover	AISI 304 / AISI 316L [4]	1
6	Shaft with rotor	AISI 303 / AISI 316L [4] (Wet extension)	1
7	Impeller	AISI 304 / AISI 316L [4]	1
11	Mechanical seal [5]	Carbon/Ceramic/NBR	1
12	Motor frame with stator	-	1
13	Motor cover	Aluminium	1
14	Fan	PA	1
15	Fan cover	Fe P04 Zincate	1
17	Terminal box cover [2]	Aluminium	1
18	Splash ring	NBR	1
19	Pump side ball bearing	-	1
20	Fan side ball bearing	-	1
21	Adjusting ring	Steel C70	1
22	Tie rod	Fe 420 Zincate	4
24	Priming plug	AISI 304 / AISI 316 [4]	1

N°	PART NAME	MATERIAL	Q.TY
25	Drain plug	AISI 304 / AISI 316 [4]	1
26	O-ring [3]	NBR	1
32	Key	AISI 316	1
34	Impeller nut	AISI 304 / AISI 316 [4]	1
42	Motor support	Aluminium	1
52	Terminal box [1]	ABS class V-0	1
53	Terminal box cover [1]	ABS class V-0	1
56	Box gasket	NBR	1
73	Double ring	AISI 304 / AISI 316 [4]	1
75	Washer	AISI 304	1
76	Washer	AISI 304	1
77	O-ring [3]	NBR	1
78	O-ring [3]	NBR	1
90	Terminal box cover gasket [1]	NBR	1
92	Lip seal	-	1
93	Lip seal	-	1
94	O-ring [6]	NBR	1
200	Screw	Stainless steel A2 UNI7323	8

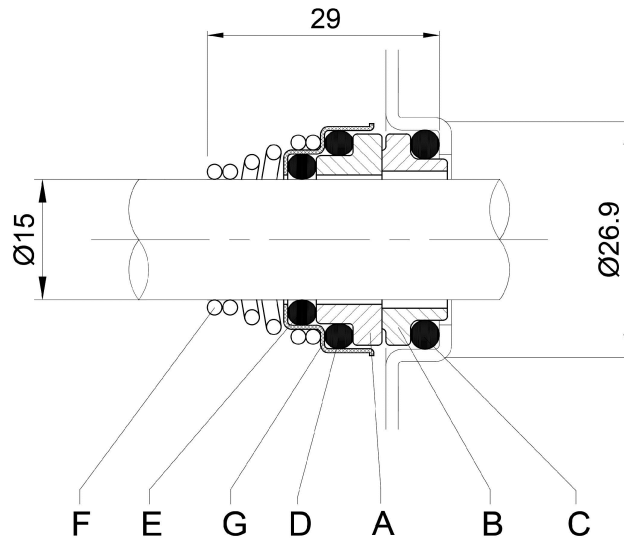
- [1] Only for single phase
- [2] Only for three phase
- [3] FPM for H-HS-HW-HSW
EPDM for E and Special Mechanical Seal
- [4] Only for "L" version
- [5] See CONSTRUCTION 3
- [6] Only for CDX 120/12 and CDX 200/12 (three phase)
models

(3/3)

Construction

Pump Name CDX 200/25

Customer	Date 2024-06-13	Company
Contact	Item no.	Issued by
Phone	Project	Phone
E-mail	Project ID Proiect redenumit 2024-06-13 13:12:02	E-mail



REF	PART NAME	MATERIAL Standard and L version
A	Rotary seal ring	Ceramic
B	Stationary seal ring	Carbon graphite
C	O-Ring	NBR
D	O-Ring	NBR
E	O-Ring	NBR
F	Self-driving spring	AISI 316
G	Frame	AISI 304