

Technical Data

Pump Name

CMA 3.00

Customer	Date	2024-06-13	Company
Contact	Item no.		Issued by
Phone	Project		Phone
E-mail	Project ID	Proiect redenumit 2024-06-13 13:12:02	E-mail

Requested data

1	Pump type	CENTRIFUGAL PUMPS	Fluid	Water
2	Number of pumps / Reserve	1 / 0	Liquid temperature	°C 20
3	Flow m³/h		Kin. viscosity	mm²/s 1.005
4	Head m		Vapour pressure	bar 0.0234
5	Geodetic head m		PH value	
6	Inlet pressure (pin) bar	0	Density	kg/m³ 998.3
7	Available system NPSH		Solids	Weight % 0
8	Ambient temperature °C	20		

Pump

9	Pump Name	CMA 3.00	Frequency	Hz 50
10	Design	CENTRIFUGAL PUMPS	Installation type	STANDARD
11	Manufacturer	EBARA	Impeller Diameter	Max. mm 201
12	Speed rpm	2800		Designed mm 201
13	No. of Stage	1		Min. mm 201
14	Connection Suction side	UNI ISO 228	Flow	Operating m³/h
15	Connection Discharge side	UNI ISO 228		Max- m³/h 8.4
16	Max Working Pressure bar	8		Min- m³/h 1.2
17	Shut-off head bar	5.24	Head	Operating m
18	Total weight kg	See the table of "Dimensions".		- (Qmax.) m 42.5
19	Shaft power kW			- (Qmin.) m 53.1
20			Max. Shaft Power at max. impeller	kW 2.26
21	Required pump NPSH m		Efficiency	%

Materials

22	Impeller	Brass	
23	Casing	Cast iron	
24	Shaft	AISI 303 (wet extension)	
25			
26			
27			

Motor

28	Manufacturer	EPE Standard	Insulation class	F
29	Type	TEFC_CMA 3.00 T_230_Three Phase	Phases	3~
30	Specific design	IE3 / 50 Hz / Pole pairs 1	Frame size	
31	Rated power kW	2.2	Weight	kg
32	Number of poles	2	Electric voltage	V 230
33	Speed rpm	2800	Electric current	A 8.2
34	Degree of protection	IP 44		
35				

Remarks

Performance Curve

Pump Name

CMA 3.00

Customer	Date	2024-06-13	Company
Contact	Item no.		Issued by
Phone	Project		Phone
E-mail	Project ID	Proiect redenumit 2024-06-13 13:12:02	E-mail

Requested data

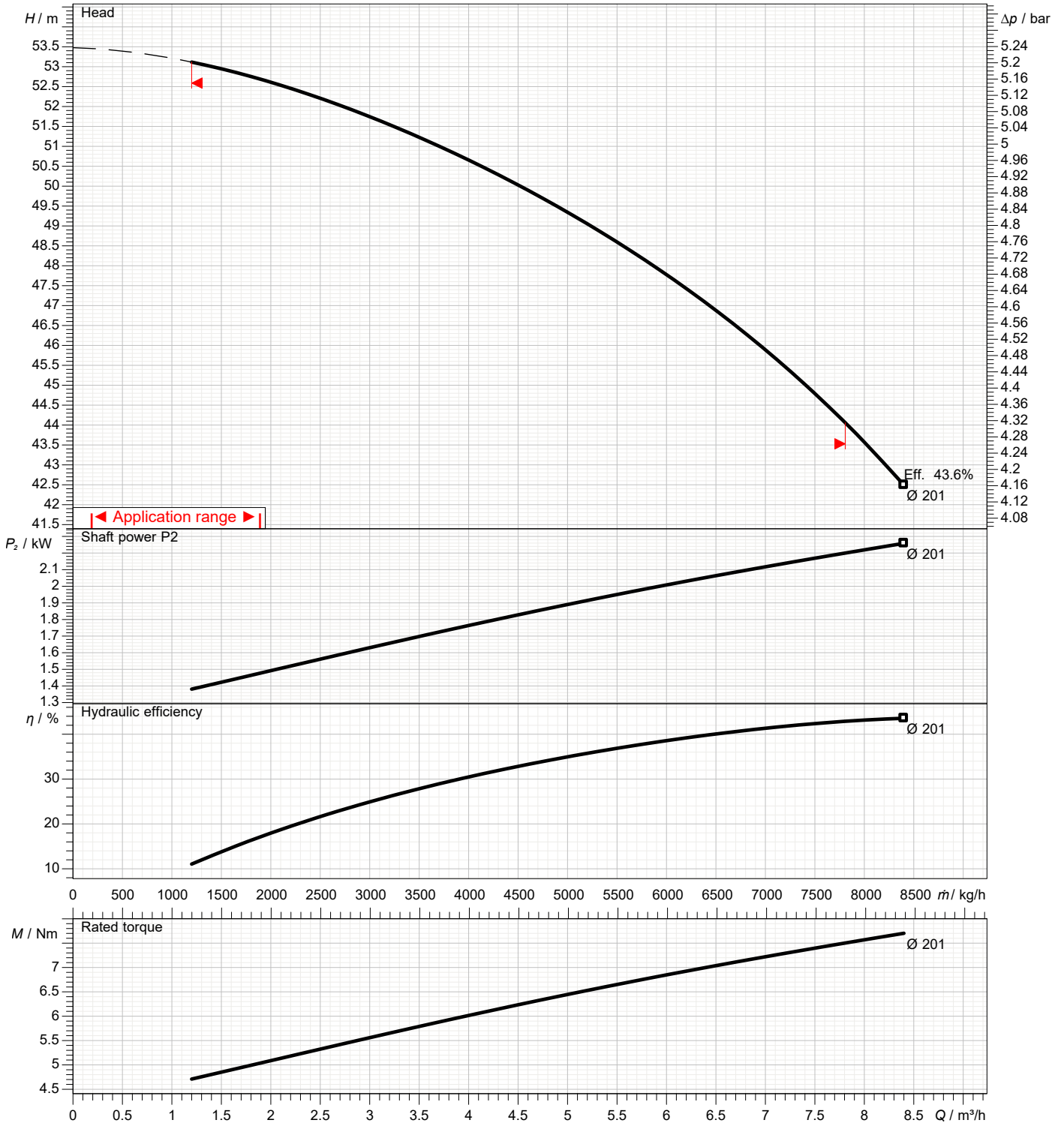
1	Flow	m³/h	
2	Head	m	
3	Geodetic head	m	

Pump

Operating flow	m³/h		Frequency	Hz	50
Operating head	m		Number of poles		2
Impeller diameter designed	mm	201	Speed	rpm	2800

Test standard: ISO 9906:2012 - Grade3B

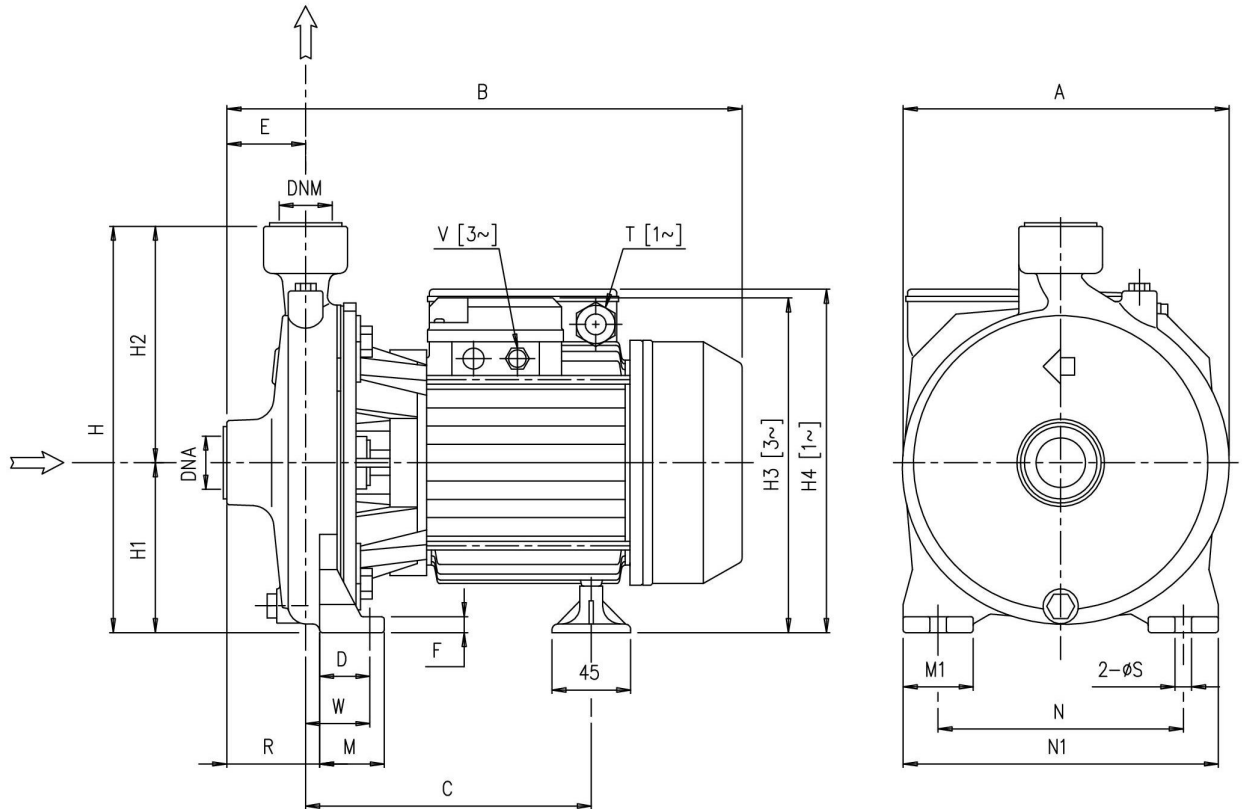
Water; 20°C; 998.3kg/m³; 1mm²/s



Dimensions

Pump Name CMA 3.00

Customer	Date 2024-06-13	Company
Contact	Item no.	Issued by
Phone	Project	Phone
E-mail	Project ID Proiect redenumit 2024-06-13 13:12:02	E-mail



[1~] Single phase
[3~] Three phase

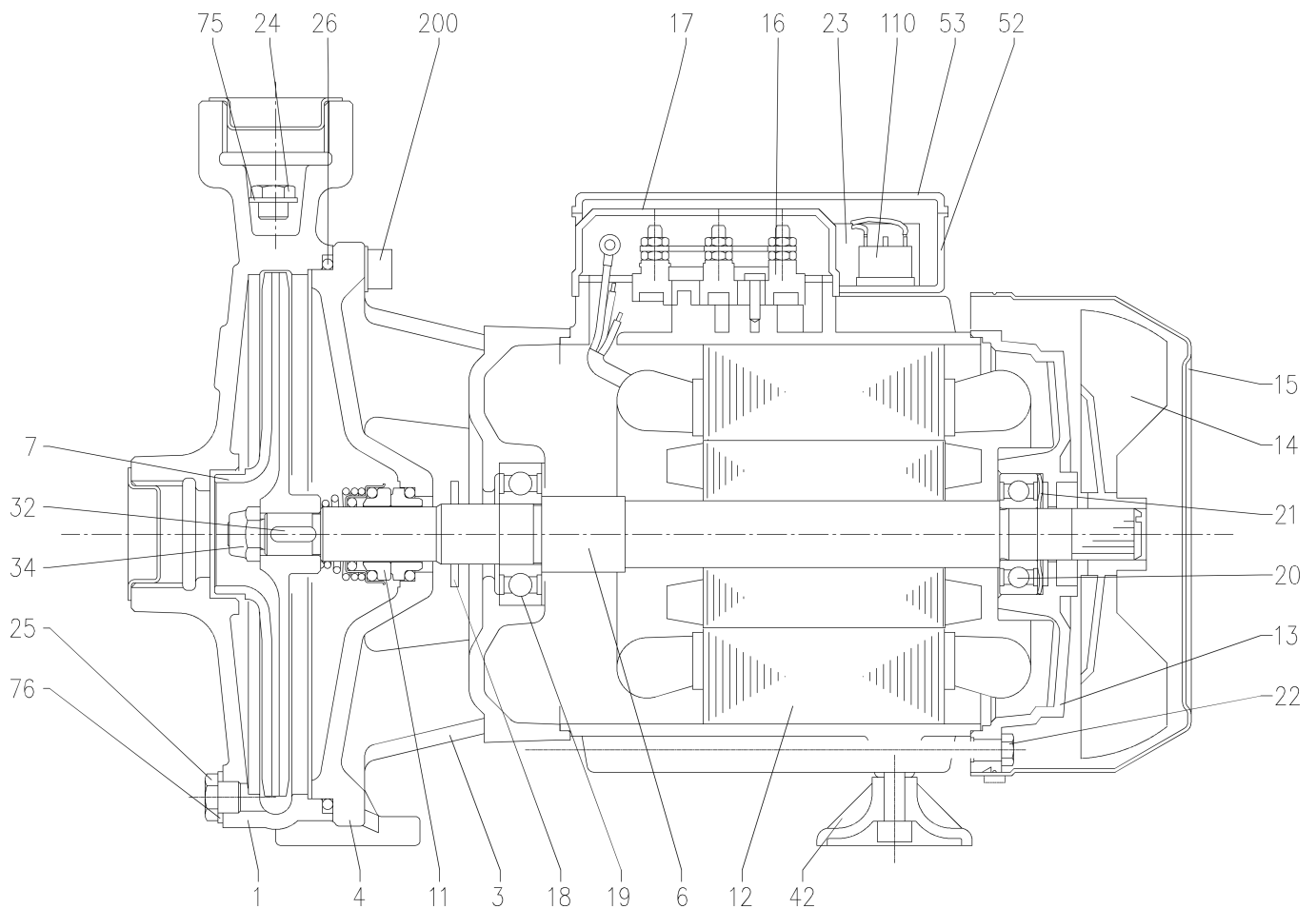
Dimensions in		mm						
1	A	225	N1	220				
2	B	372.8	R	45.5				
3	C	208.3	S	9.5				
4	D	41.8	V	M20x1.5				
5	DNA	G 1 1/4	W	41.8				
6	DNM	G 1	Weight P&M	24,3 kg				
7	E	45.5						
8	F	9						
9	H	285						
10	H1	115						
11	H2	170						
12	H3	229						
13	M	50						
14	M1	40						
15	N	180						

(1/3)

Construction

Pump Name CMA 3.00

Customer	Date 2024-06-13	Company
Contact	Item no.	Issued by
Phone	Project	Phone
E-mail	Project ID Proiect redenumit 2024-06-13 13:12:02	E-mail



(2/3)

Construction

Pump Name CMA 3.00

Customer	Date	2024-06-13	Company
Contact	Item no.		Issued by
Phone	Project		Phone
E-mail	Project ID	Project redenumit 2024-06-13 13:12:02	E-mail

N°	PART NAME	MATERIAL	DIMENSIONS	STANDARD	Q.TY	
1	Casing	Cast iron			1	
3	Motor bracket	Cast iron			1	
4	Casing cover	AISI 304			1	
6	Shaft with rotor	[1]			1	
7	Impeller	[2]			1	
11	Mechanical seal	[5] Carbon/Ceramic/NBR			1	
12	Motor frame with stator	-			1	
13	Motor cover	Aluminium			1	
14	Fan	PA			1	
15	Fan cover	Fe P04 Galvanized			1	
16	Terminal board	-			1	
17	Terminal box cover	[3] Aluminium			1	
18	Splash ring	NBR	D35x19.5x2.5	EBARA DRAWING	1	
19	Pump side ball bearing	-			1	
20	Fan side ball bearing	-			1	
21	Adjusting ring	Steel C70			1	
22	Tie rod	Fe 42 Galvanized			4	
23	Capacitor	[4] -			1	
24	Priming plug	CMD 1.50; 2.00; 3.00; 4.00 other models	Brass	G 1/4"	UNI 338	1
				G 1/8"		
25	Drain plug	CMD 1.50; 2.00; 3.00; 4.00 other models	Brass	G 1/4"	UNI 338	1
				G 1/8"		
26	O-ring	NBR			1	
32	Key	AISI 316			1	
34	Impeller nut	other models CMB 4.00; 5.50	AISI 304	M10	UNI 7474	1
				M12x1.25		1
42	Foot	PP			1	
52	Capacitor box	[4] ABS class V-0			1	
53	Capacitor box cover	[4] ABS class V-0			1	
75	Washer	CMD 1.50; 2.00; 3.00; 4.00 other models	Aluminium	13.5x19x1.5		1
				10x16x1.5		1
76	Washer	CMD 1.50; 2.00; 3.00; 4.00 other models	Aluminium	13.5x19x1.5		1
				10x16x1.5		1
110	Protector	[4] -			1	
200	Screw	CMD 1.50; 2.00; 3.00; 4.00 CMB 1.50; 2.00; 3.00 CMA 1.50	Zn Steel Cl. 8.8	M8x25	ISO 898-1	4
				M8x22		
				M10x35		

[1] Material: AISI303 (wet extension) for version CMA, CMB 1.50-2.00-3.00, CMD 1.50-2.00-3.00
AISI304 (wet extension) for version CMB 4.00-5.50, CMD 4.00

[2] Material: Brass for version: CMA, CMB 2.00-3.00-4.00-5.50
Cast iron for version: CMB 1.50, CMD

[3] Only for three phase

[4] Only for single phase

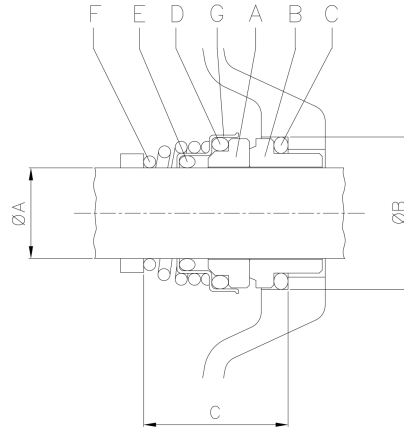
[5] See **CONSTRUCTION 3**

(3/3)

Construction

Pump Name CMA 3.00

Customer	Date 2024-06-13	Company
Contact	Item no.	Issued by
Phone	Project	Phone
E-mail	Project ID Proiect redenumit 2024-06-13 13:12:02	E-mail



Pump type		Dimensions mm		
Single phase	Three phase	Ø A	Ø B	C
CMA 1.50 M	CMA 1.50 T	18	30.9	32
CMA 2.00 M	CMA 2.00 T	18	30.9	32
-	CMA 3.00 T	18	30.9	32
CMB 1.50 M	CMB 1.50 T	18	30.9	32
CMB 2.00 M	CMB 2.00 T	18	30.9	32
-	CMB 3.00 T	18	30.9	32
CMD 1.50 M	CMD 1.50 T	18	30.9	32
CMD 2.00 M	CMD 2.00 T	18	30.9	32
-	CMD 3.00 T	18	30.9	32
-	CMD 4.00 T	18	30.9	32

REF	PART NAME	MATERIAL
A	Rotary seal ring	ceramic
B	Stationary seal ring	carbon graphite
C	O Ring	NBR
D	O Ring	NBR
E	O Ring	NBR
F	Self driving spring	AISI 316
G	Frame	AISI 304