

Technical Data

Pump Name

COMPACT A/6

Customer	Date	2024-06-13	Company
Contact	Item no.		Issued by
Phone	Project		Phone
E-mail	Project ID	Proiect redenumit 2024-06-13 13:12:02	E-mail

Requested data

1	Pump type	MULTISTAGE CENTRIFUGAL PUMPS	Fluid	Water
2	Number of pumps / Reserve	1 / 0	Liquid temperature	°C
3	Flow	m³/h	Kin. viscosity	mm²/s
4	Head	m	Vapour pressure	bar
5	Geodetic head	m	PH value	
6	Inlet pressure (pin)	bar	Density	kg/m³
7	Available system NPSH		Solids	Weight %
8	Ambient temperature	°C		

Pump

9	Pump Name	COMPACT A/6	Frequency	Hz	50	
10	Design	MULTISTAGE CENTRIFUGAL PUMPS	Installation type		STANDARD	
11	Manufacturer	EBARA	Impeller Diameter	Max.	mm	
12	Speed	rpm		2800	Designed	mm
13	No. of Stage			3	Min.	mm
14	Connection	Suction side	UNI ISO 228	Flow	Operating	
15	Connection	Discharge side	UNI ISO 228		Max-	m³/h
16	Max Working Pressure	bar	10		Min-	m³/h
17	Shut-off head	bar	3.43	Head	Operating	
18	Total weight	kg	See the table of "Dimensions".		- (Qmax.)	m
19	Shaft power	kW			- (Qmin.)	m
20				Max. Shaft Power at max. impeller	kW	
21	Required pump NPSH	m		Efficiency	%	

Materials

22	Impeller	PPE+PS Glass Fiber Reinforced		
23	Casing	Cast iron		
24	Shaft	AISI 416		
25				
26				
27				

Motor

28	Manufacturer	EPE Standard	Insulation class	F	
29	Type	TEFC_COMPACT AM/6_230_Single Phase	Phases	1~	
30	Specific design	IE2 / 50 Hz / Pole pairs 1	Frame size		
31	Rated power	kW	0.45	Weight	kg
32	Number of poles		2	Electric voltage	V
33	Speed	rpm	2800	Electric current	A
34	Degree of protection		IP 44		
35					

Remarks

Performance Curve

Pump Name

COMPACT A/6

Customer	Date	2024-06-13	Company
Contact	Item no.		Issued by
Phone	Project		Phone
E-mail	Project ID	Proiect redenumit 2024-06-13 13:12:02	E-mail

Requested data

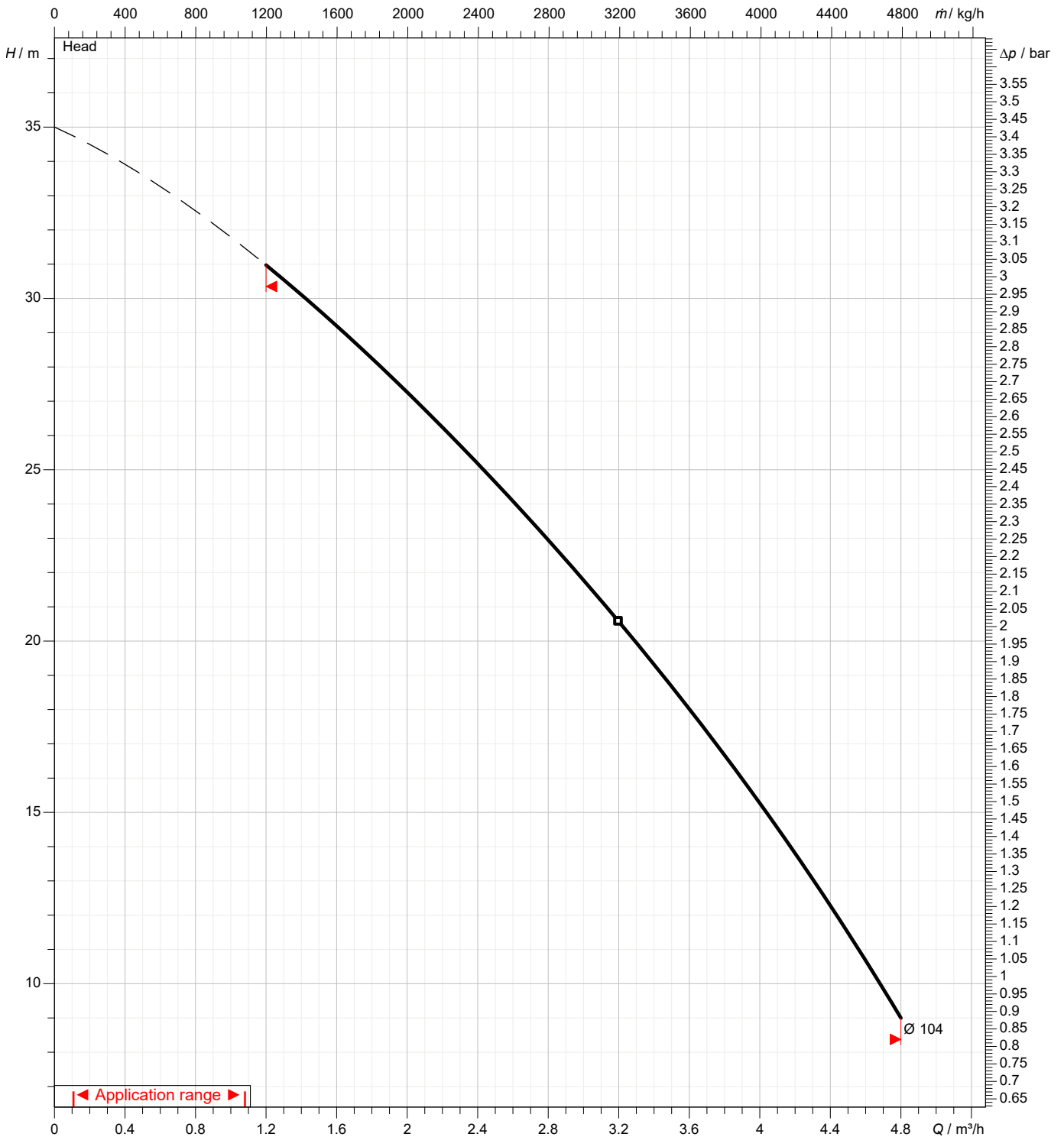
1	Flow	m³/h	
2	Head	m	
3	Geodetic head	m	

Pump

Operating flow	m³/h		Frequency	Hz	50
Operating head	m		Number of poles		2
Impeller diameter designed	mm	104	Speed	rpm	2800

Test standard: ISO 9906:2012 - Grade3B

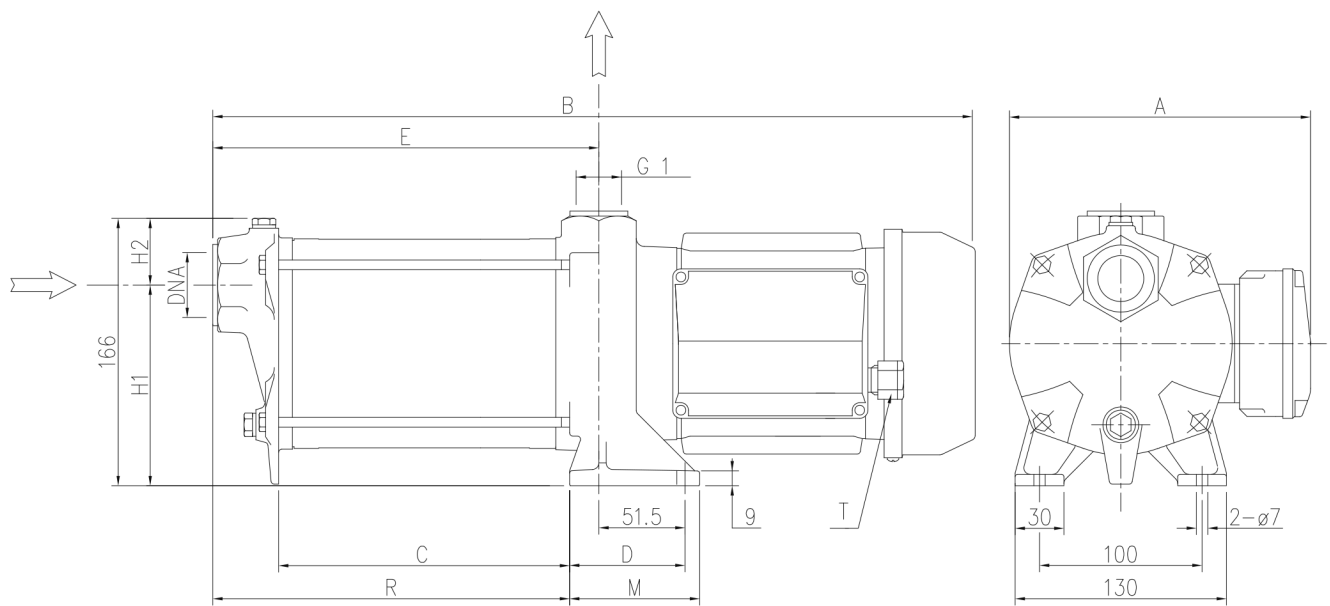
Water; 20°C; 998.3kg/m³; 1mm²/s



Dimensions

Pump name COMPACT A/6

Customer	Date 2024-06-13	Company
Contact	Item no.	Issued by
Phone	Project	Phone
E-mail	Project ID Proiect redenumit 2024-06-13 13:12:02	E-mail



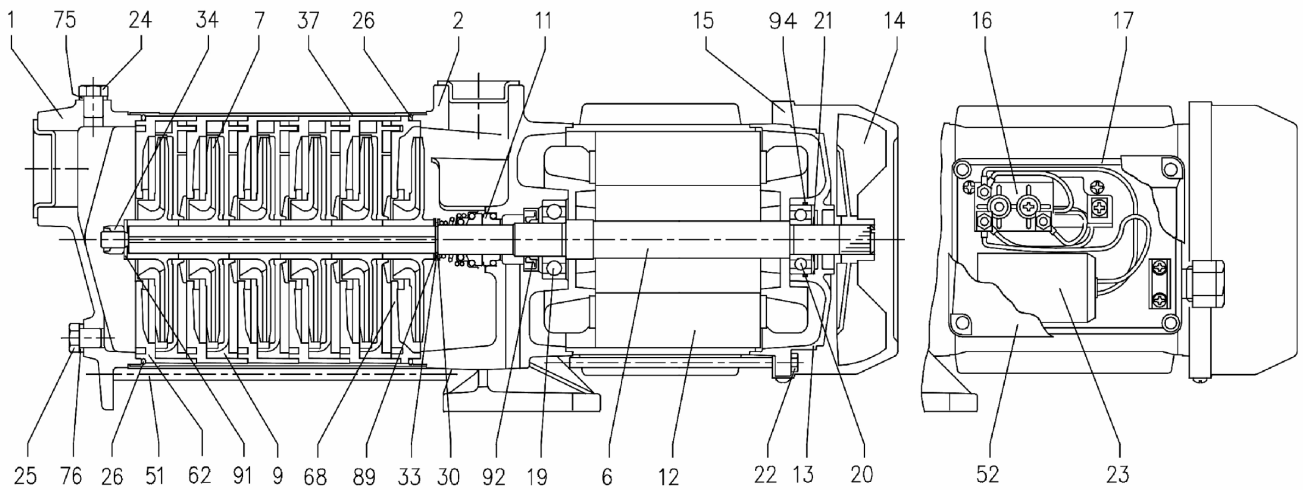
Dimensions in		mm						
1	A	159						
2	B	333.5						
3	C	108						
4	D	51.5						
5	DNA	G 1						
6	E	146.5						
7	H1	127.5						
8	H2	38.5						
9	M	62						
10	R	146.5						
11	T	PG 11						
12	Weight P&M	9,4kg						
13								
14								
15								

(1/4)

Construction

Pump name COMPACT A/6

Customer	Date 2024-06-13	Company
Contact	Item no.	Issued by
Phone	Project	Phone
E-mail	Project ID Proiect redenumit 2024-06-13 13:12:02	E-mail



(2/4)**Construction**

Pump name COMPACT A/6

Customer	Date	2024-06-13	Company
Contact	Item no.		Issued by
Phone	Project		Phone
E-mail	Project ID	Project redenumit 2024-06-13 13:12:02	E-mail

N°	PART NAME	MATERIAL	Q.TY
1	Suction casing	G20	1
2	Delivery casing	G20	1
6	Shaft with rotor	AISI 416	1
7	Impeller	PPE+PS Glass Fibre Reinforced	[3]
9	Diffuser	PPE+PS Glass Fibre Reinforced	[3]
11	Mechanical seal [2]	Carbon/Ceramic/NBR	1
12	Motor frame with stator	-	1
13	Motor cover + Spacer [4]	Aluminium	1
14	Fan	PP	1
15	Fan cover	Fe P04 Zincate	1
16	Terminal board	-	1
17	Terminal box cover [2]	Aluminium PP [1]	1
19	Pump side ball bearing	-	1
20	Fan side ball bearing	-	1
21	Adjusting ring	Steel C70	1
22	Tie rod	Fe 42 Zincate	4
23	Capacitor [1]	-	1
24	Priming plug	Brass	1
25	Drain plug	Brass	1
26	O-ring	NBR	2
30	Washer	AISI 304	1
33	Seeger ring	AISI 304	1
34	Impeller nut	AISI 304	1
37	External pump casing	AISI 304	1
51	Tie rod	Fe P04 Zincate	4
52	Capacitor box [1]	PP class V-0	1
62	Stage housing	PPE+PS Glass Fibre Reinforced	[3]
68	Stage	PPE+PS Glass Fibre Reinforced/PTFE	1
75	Washer	AISI 304	1
76	Washer	AISI 304	1
89	Washer	AISI 304	1
91	Washer	AISI 304	1
92	Lip seal	-	1
94	O-ring [5]	NBR	1

[1] Only for single phase

[2] See CONSTRUCTION 4

[3] See CONSTRUCTION 3

[4] Spacer – Only for A/8 3~model

[5] Only for A/12, B/12, A/15, AM/15, B/15, BM/15 models

(3/4)

Construction

Pump name COMPACT A/6

Customer	Date 2024-06-13	Company
Contact	Item no.	Issued by
Phone	Project	Phone
E-mail	Project ID Proiect redenumit 2024-06-13 13:12:02	E-mail

PUMP	QUANTITY FOR MODEL		
	7 Impeller	9 Diffuser	62 Stage housing
COMPACT A/4	2	1	1
COMPACT A/6	3	2	2
COMPACT A/8	4	3	3
COMPACT A/10	5	4	4
COMPACT A/12	6	5	5
COMPACT A/15	7	6	6
COMPACT B/12	4	3	3
COMPACT B/15	5	4	4

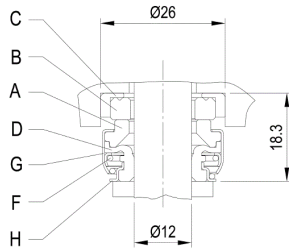
(4/4)

Construction

Pump name **COMPACT A/6**

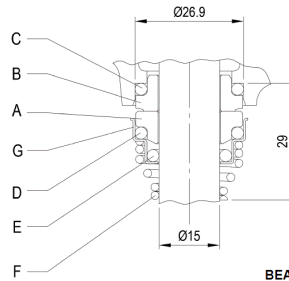
Customer	Date 2024-06-13	Company
Contact	Item no.	Issued by
Phone	Project	Phone
E-mail	Project ID Proiect redenumit 2024-06-13 13:12:02	E-mail

MECHANICAL SEAL UP TO 0.6 kW



REF	PART NAME	MATERIAL Standard version
A	Rotary seal ring	Carbon Graphite
B	Stationary seal ring	Ceramic
C	Gasket	NBR
D	Belows	NBR
F	Self driving spring	AISI 304
G	Frame	AISI 304
H	Retainer ring	AISI 304

0.75 kW AND ABOVE



REF	PART NAME	MATERIAL Standard version
A	Rotary seal ring	Ceramic
B	Stationary seal ring	Carbon Graphite
C	O Ring	NBR
D	O Ring	NBR
E	O Ring	NBR
F	Self driving spring	AISI 316
G	Frame	AISI 304

BEARINGS

Type pumps		Pump side		Fan side	
Single Phase	Three Phase	[1-]	[3-]	[1-]	[3-]
COMPACT AM4	COMPACT A/4	6201 2RSH	6201 2RSH	6201 2RSH	6201 2RSH
COMPACT AM6	COMPACT A/6	6201 2RSH	6201 2RSH	6201 2RSH	6201 2RSH
COMPACT AM8	COMPACT A/8	6201 2RSH	6201 2RSH	6201 2RSH	6201 2RSH
COMPACT AM10	COMPACT A/10	6203 2RSH	6203-ZZ C3	6202 2RSH	6202-ZZ C3
COMPACT AM12	COMPACT A/12	6203 2RSH	6203-ZZ C3	6202 2RSH	6202-ZZ C3
COMPACT AM15	COMPACT A/15	6203 2RSH	6203-ZZ C3	6202 2RSH	6202-ZZ C3
COMPACT BM12	COMPACT B/12	6203 2RSH	6203-ZZ C3	6202 2RSH	6202-ZZ C3
COMPACT BM15	COMPACT B/15	6203 2RSH	6203-ZZ C3	6202 2RSH	6202-ZZ C3

QUANTITY FOR MODEL

PUMP	N7 Impeller	N9 Diffuser	N62 Stage housing
COMPACT A4	2	1	1
COMPACT A6	3	2	2
COMPACT A8	4	3	3
COMPACT A10	5	4	4
COMPACT A12	6	5	5
COMPACT A15	7	6	6
COMPACT B12	4	3	3
COMPACT B15	5	4	4