

Technical Data

Pump Name

CVM A/186

Customer	Date	2024-07-01	Company
Contact	Item no.		Issued by
Phone	Project		Phone
E-mail	Project ID	Proiect redenumit 2024-07-01 19:11:46	E-mail

Requested data

1	Pump type	MULTISTAGE CENTRIFUGAL PUMPS	Fluid	Water
2	Number of pumps / Reserve	1 / 0	Liquid temperature	°C 20
3	Flow m³/h		Kin. viscosity	mm²/s 1.005
4	Head m		Vapour pressure	bar 0.0234
5	Geodetic head m		PH value	
6	Inlet pressure (pin) bar	0	Density	kg/m³ 998.3
7	Available system NPSH		Solids	Weight % 0
8	Ambient temperature °C	20		

Pump

9	Pump Name	CVM A/186	Frequency	Hz 60
10	Design	MULTISTAGE CENTRIFUGAL PUMPS	Installation type	STANDARD
11	Manufacturer	EBARA	Impeller Diameter	Max. mm 90
12	Speed rpm	3450		Designed mm 90
13	No. of Stage	8		Min. mm 90
14	Connection Suction side	UNI ISO 228	Flow	Operating m³/h
15	Connection Discharge side	UNI ISO 228		Max- m³/h 4.8
16	Max Working Pressure bar	11		Min- m³/h 1.2
17	Shut-off head bar	10.68	Head	Operating m
18	Total weight kg	See the table of "Dimensions".		- (Qmax.) m 34.4
19	Shaft power kW			- (Qmin.) m 99.9
20			Max. Shaft Power at max. impeller	kW 1.32
21	Required pump NPSH m		Efficiency	%

Materials

22	Impeller	PPE+PS Glass fibre reinforced	
23	Casing	Cast iron	
24	Shaft	AISI 416	
25			
26			
27			

Motor

28	Manufacturer	EPE Standard	Insulation class	F
29	Type	TEFC_CVM AM/186_220_Single Phase	Phases	1~
30	Specific design	- / 60 Hz / Pole pairs 1	Frame size	80
31	Rated power kW	1.3	Weight	kg
32	Number of poles	2	Electric voltage	V 220
33	Speed rpm	3450	Electric current	A 8.2
34	Degree of protection	IP 44		
35				

Remarks

Performance Curve

Pump Name

CVM A/186

Customer	Date	2024-07-01	Company
Contact	Item no.		Issued by
Phone	Project		Phone
E-mail	Project ID	Proiect redenumit 2024-07-01 19:11:46	E-mail

Requested data

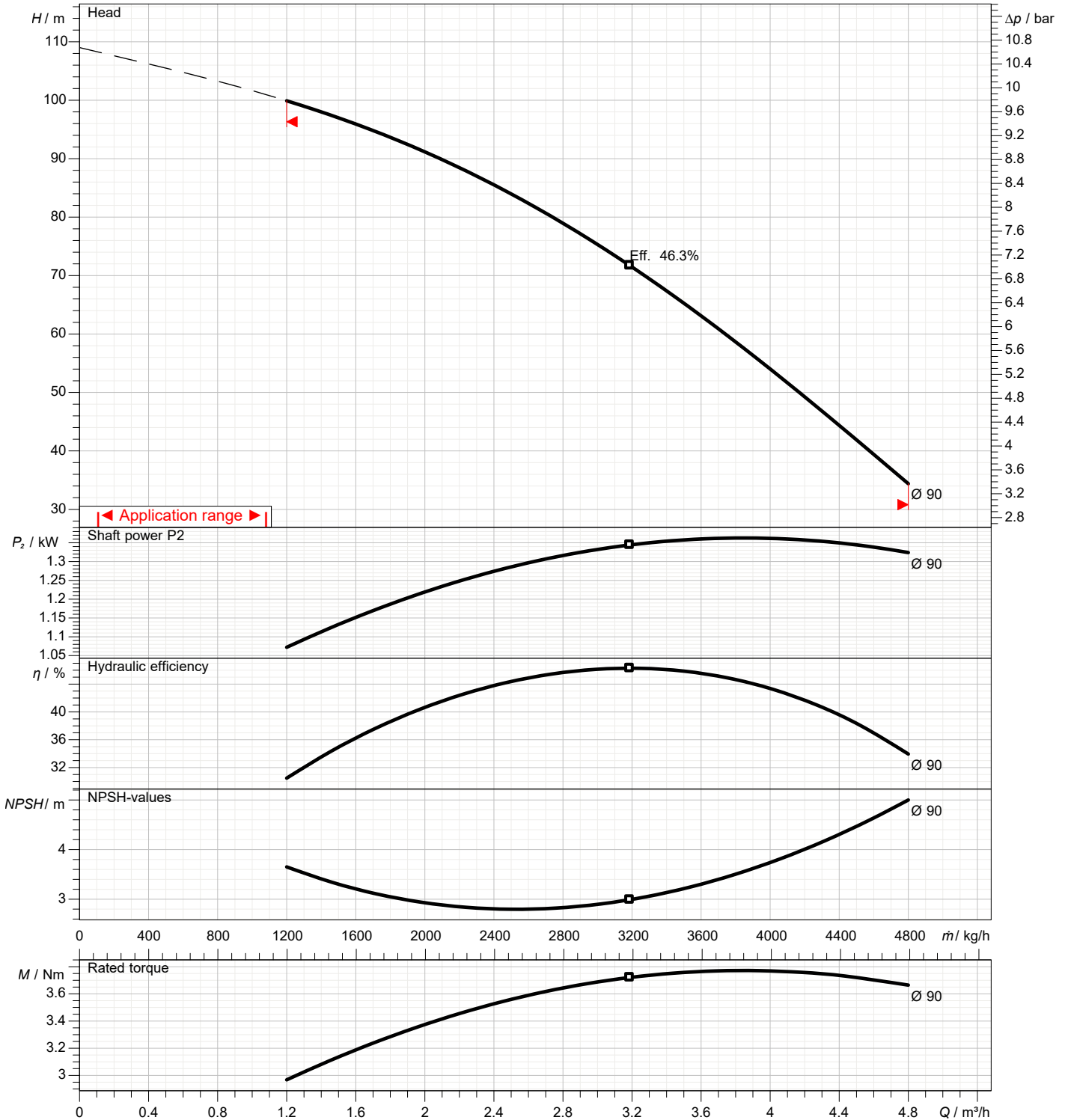
1	Flow	m³/h	
2	Head	m	
3	Geodetic head	m	

Pump

Operating flow	m³/h		Frequency	Hz	60
Operating head	m		Number of poles		2
Impeller diameter designed	mm	90	Speed	rpm	3450

Test standard: ISO 9906:2012 - Grade3B

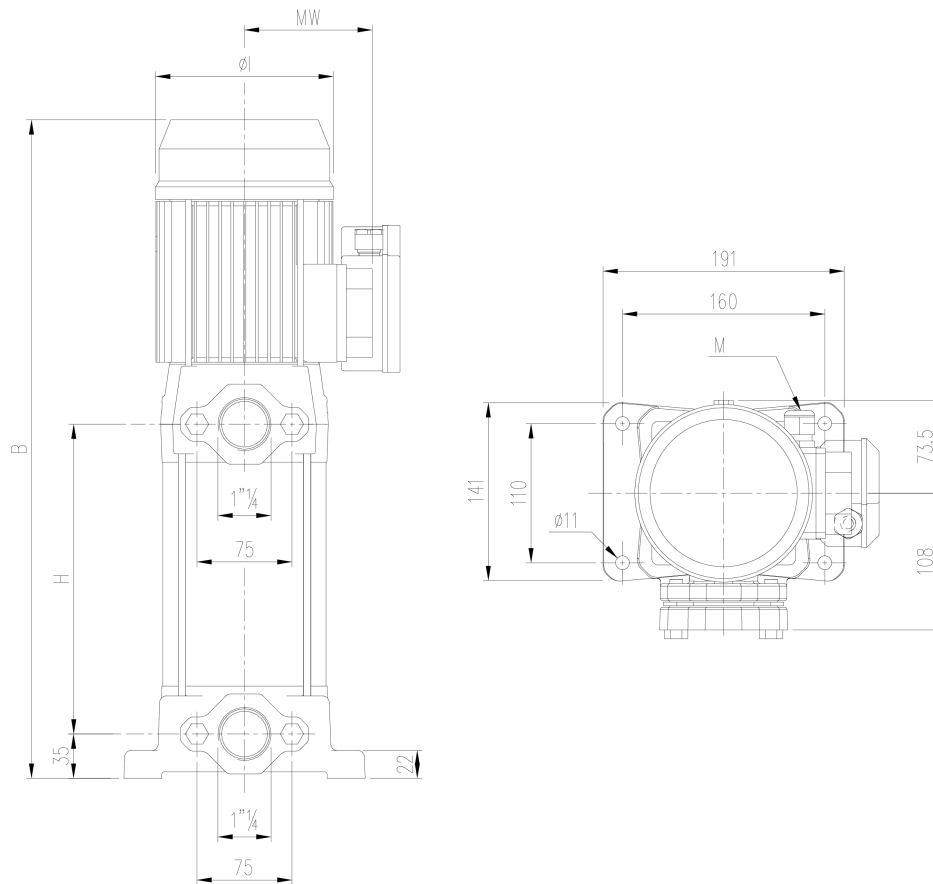
Water; 20°C; 998.3kg/m³; 1mm²/s



Dimensions

Pump name CVM A/186

Customer	Date 2024-07-01	Company
Contact	Item no.	Issued by
Phone	Project	Phone
E-mail	Project ID Proiect redenumit 2024-07-01 19:11:46	E-mail



Dimensions in		mm						
1	B	565						
2	Dia l	159						
3	H	268						
4	M	PG11						
5	MW	120.5						
6	Weight P&M	21,8 kg						
7								
8								
9								
10								
11								
12								
13								
14								
15								

(2/4)**Construction****Pump name CVM A/186**

Customer	Date 2024-07-01	Company
Contact	Item no.	Issued by
Phone	Project	Phone
E-mail	Project ID Proiect redenumit 2024-07-01 19:11:46	E-mail

N°	PART NAME	MATERIAL	DIMENSIONS	STANDARD	Q.TY
1	Suction casing	Cast iron EN-GJL-200-EN 1561	-	-	1
2	Delivery casing	Cast iron EN-GJL-200-EN 1561	-	-	1
6	Shaft with rotor	EN 1.4005 (AISI 416)	-	-	1
7	Impeller	PPE+PS Glass fibre reinforced	-	-	[1]
9	Diffuser	PPE+PS Glass fibre reinforced	-	-	[1]
11	Mechanical seal [2]	Carbon / Ceramic / NBR	-	-	1
12	Motor frame with stator	-	-	-	1
13	Motor cover + Spacer [9]	Aluminium	-	-	1
14	Fan	PA6	-	-	1
15	Fan cover	Galvanized Fe P04	-	-	1
16	Terminal board	-	-	-	1
17	Terminal box cover [3]	Aluminium	-	-	1
19	Pump side ball bearing	-	[4]	-	1
20	Fan side ball bearing	-	[4]	-	1
21	Adjusting ring	Steel C70	-	-	1
22	Motor tie rod	Galvanized Fe 42	M5xL	EBARA DRAWING	4
23	Capacitor [5]	-	-	-	1
24	Priming plug	OT 58 UNI 5705	G 1/8"	UNI ISO 228	1
25	Drain plug	OT 58 UNI 5705	G 1/8"	UNI ISO 228	1
26	O-ring	NBR	120x3	-	2
30	Washer	EN 1.4301 (AISI 304)	12x22x1 - [UP to 0,6kW] 15x22x1 - [0,75 kW and above]	EBARA DRAWING	1
33	Seeger ring	EN 1.4021 (AISI 420) EN 1.4301 (AISI 304)	12 14	UNI 7435 JIS B2804-1978	1
34	Impeller nut	EN 1.4301 (AISI 304)	M8x1 - [UP to 0,6kW] M10x1,25 - [0,75 kW and above]	UNI 7474	1
37	External pump casing	EN 1.4301 (AISI 304)	-	-	1
38	Counter flange	Cast iron EN-GJL-200-EN 1561	1 1/4"	EBARA DRAWING	1
39	Counter flange	Cast iron EN-GJL-200-EN 1561	1 1/4"	EBARA DRAWING	1
40	Counter flange gasket	NBR	-	EBARA DRAWING	1
41	Counter flange gasket	NBR	-	EBARA DRAWING	1
51	Tie rod	Galvanized Fe P04	M6	EBARA DRAWING	4
52	Capacitor box [5]	ABS class V-0	-	-	1
53	Capacitor box cover [5] [8]	ABS class V-0 [8]	-	-	1
57	Pump side ball bearing spacer [6]	Steel C40	22x27x3	EBARA DRAWING	1
62	Stage housing	PPE+PS Glass fibre reinforced/PTFE	-	-	[1]
68	Stage	PPE+PS Glass fibre reinforced/PTFE	-	-	1
75	Washer	Aluminium	10x16x1,5	EBARA DRAWING	1
76	Washer	Aluminium	10x16x1,5	EBARA DRAWING	1
89	Washer	EN 1.4301 (AISI 304)	12x21x1 - [UP to 0,6kW] 14,1x22x1 - [0,75 kW and above]	EBARA DRAWING	1
91	Washer	EN 1.4301 (AISI 304)	8,4x17x1,6 - [UP to 0,6kW] 10,2x20x2,5 - [0,75 kW and above]	UNI EN ISO 7089 EBARA DRAWING	1
92	Lip seal	NBR	12x24x4 17x32x6	EBARA DRAWING	1
94	O-ring [10]	NBR	34.65x1.78	-	1
101	Seeger ring [6]	EN 1.4301 (AISI 304)	20	UNI 7435	1
110	Motor protector [7]	-	-	-	1
234	Washer	Galvanized steel	6,4x12,5x1,6	UNI EN ISO 7089	4

[1] See CONSTRUCTION 3

[2] See CONSTRUCTION 3

[3] Only for three phase

[4] See CONSTRUCTION 3

[5] Only for single phase

[6] Only for motor size 80

[7] Only for motor size 71 e 80 single phase version

[8] With gasket in NBR only for version single phase:

CVM A from 0.3 kW up to 1.1 Kw

CVM B from 0.75 kW up to 1.1 Kw

[9] Spacer – Only for A/8 three phase model

[10] Only for A/126, B/126, AM/156, A/156,

BM/156, B/156 models

(3/4)

Construction

Pump name CVM A/186

Customer	Date 2024-07-01	Company
Contact	Item no.	Issued by
Phone	Project	Phone
E-mail	Project ID Project redenumit 2024-07-01 19:11:46	E-mail

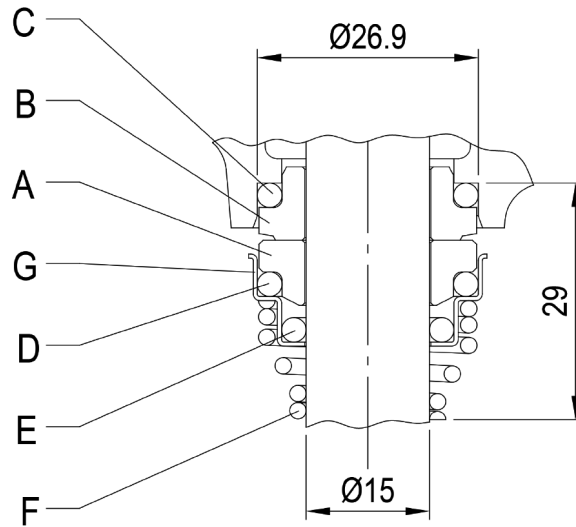
Pump		POS. 7	POS. 9	POS. 62
A type	B type			
CVM A/46	-	2	1	1
CVM A/66	CVM B/106	3	2	2
CVM A/86	CVM B/126	4	3	3
CVM A/106	CVM B/156	5	4	4
CVM A/126	CVM B/206	6	5	5
CVM A/156	CVM B/236	7	6	6
CVM A/186	CVM B/256	8	7	7

(4/4)

Construction

Pump name CVM A/186

Customer	Date 2024-07-01	Company
Contact	Item no.	Issued by
Phone	Project	Phone
E-mail	Project ID Proiect redenumit 2024-07-01 19:11:46	E-mail



REF	PART NAME	MATERIAL Standard version
A	Rotary seal ring	ceramic
B	Stationary seal ring	carbon graphite
C	O Ring	NBR
D	O Ring	NBR
E	O Ring	NBR
F	Self driving spring	AISI 316
G	Frame	AISI 304