

Technical Data

Pump Name

DW M 150

Customer	Date	2024-06-13	Company
Contact	Item no.		Issued by
Phone	Project		Phone
E-mail	Project ID	Proiect redenumit 2024-06-13 18:03:05	E-mail

Requested data

1	Pump type		SUBMERSIBLE SEWAGE PUMPS	Fluid		Water
2	Number of pumps / Reserve		1 / 0	Liquid temperature	°C	20
3	Flow	m³/h		Kin. viscosity	mm²/s	1.005
4	Head	m		Vapour pressure	bar	0.0234
5	Geodetic head	m		PH value		
6	Inlet pressure (pin)	bar	0	Density	kg/m³	998.3
7	Available system NPSH			Solids	Weight %	0
8	Ambient temperature	°C	20			

Pump

9	Pump Name		DW M 150	Frequency	Hz	50	
10	Design		SUBMERSIBLE SEWAGE PUMPS	Installation type		STANDARD	
11	Manufacturer		EBARA	Impeller Diameter	Max.	mm	106
12	Speed	rpm	2800		Designed	mm	106
13	No. of Stage		1		Min.	mm	106
14	Connection	Suction side	UNI ISO 228	Flow	Operating	m³/h	
15	Connection	Discharge side	UNI ISO 228		Max-	m³/h	42
16	Max Working Pressure	bar			Min-	m³/h	6
17	Shut-off head	bar	1.47	Head	Operating	m	
18	Total weight	kg	See the table of "Dimensions".		- (Qmax.)	m	2.4
19	Shaft power	kW			- (Qmin.)	m	13.1
20				Max. Shaft Power at max. impeller	kW		
21	Required pump NPSH	m		Efficiency	%		

Materials

22	Impeller		AISI 304			
23	Casing		AISI 304			
24	Shaft		AISI 303 (Wet extension)			
25						
26						
27						

Motor

28	Manufacturer		EPE Standard	Insulation class		F
29	Type		DW M 150_230_Single Phase	Phases		1~
30	Specific design		Submersible dry type / 50 Hz / Pole pairs 1	Frame size		
31	Rated power	kW	1.1	Weight	kg	
32	Number of poles		2	Electric voltage	V	230
33	Speed	rpm	2800	Electric current	A	7.3
34	Degree of protection		IP X8			
35						

Remarks

Performance Curve

Pump Name

DW M 150

Customer	Date	2024-06-13	Company
Contact	Item no.		Issued by
Phone	Project		Phone
E-mail	Project ID	Proiect redenumit 2024-06-13 18:03:05	E-mail

Requested data

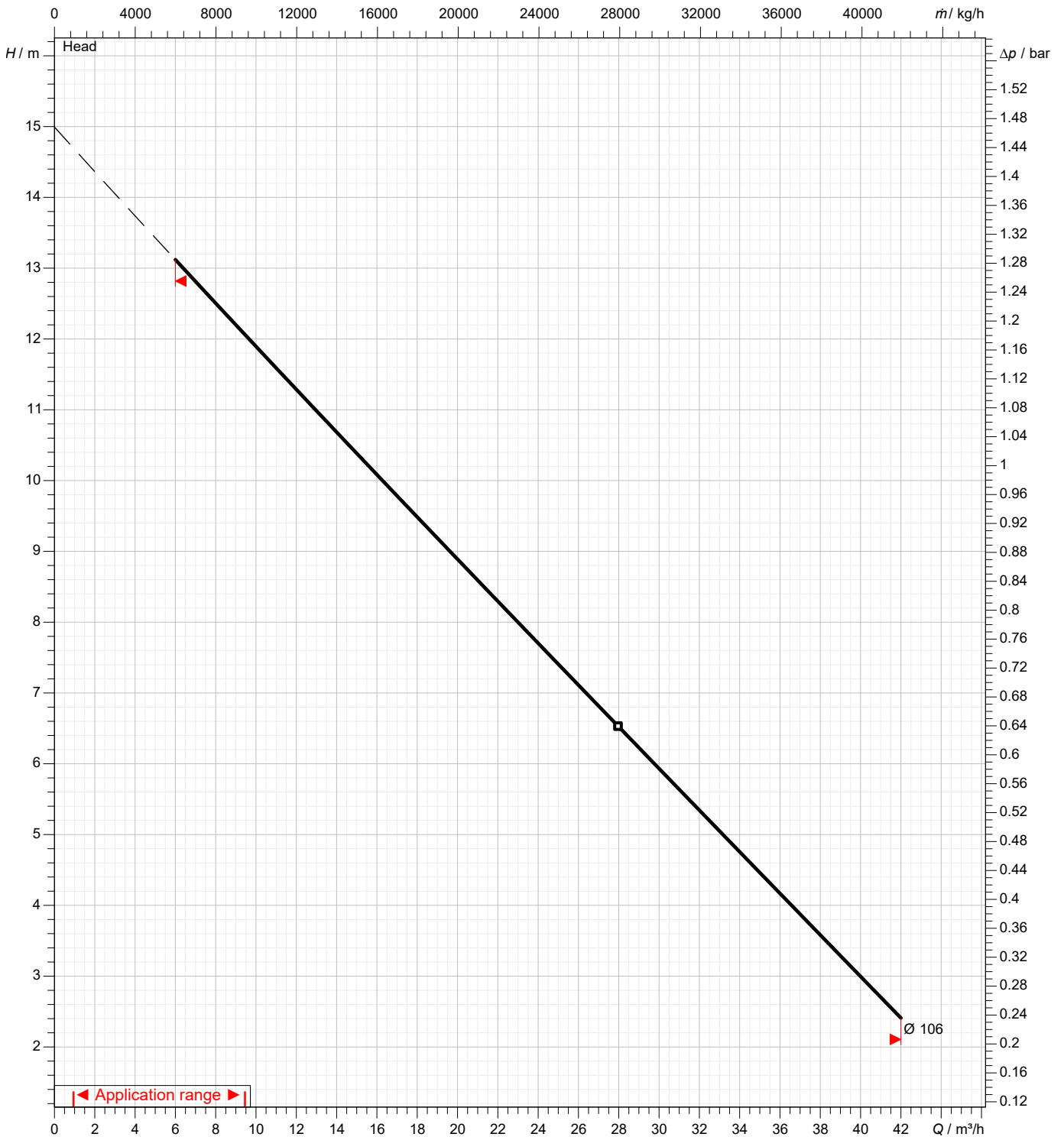
1	Flow	m³/h	
2	Head	m	
3	Geodetic head	m	

Pump

Operating flow	m³/h		Frequency	Hz	50
Operating head	m		Number of poles		2
Impeller diameter designed	mm	106	Speed	rpm	2800

Test standard: ISO 9906:2012 - Grade3B

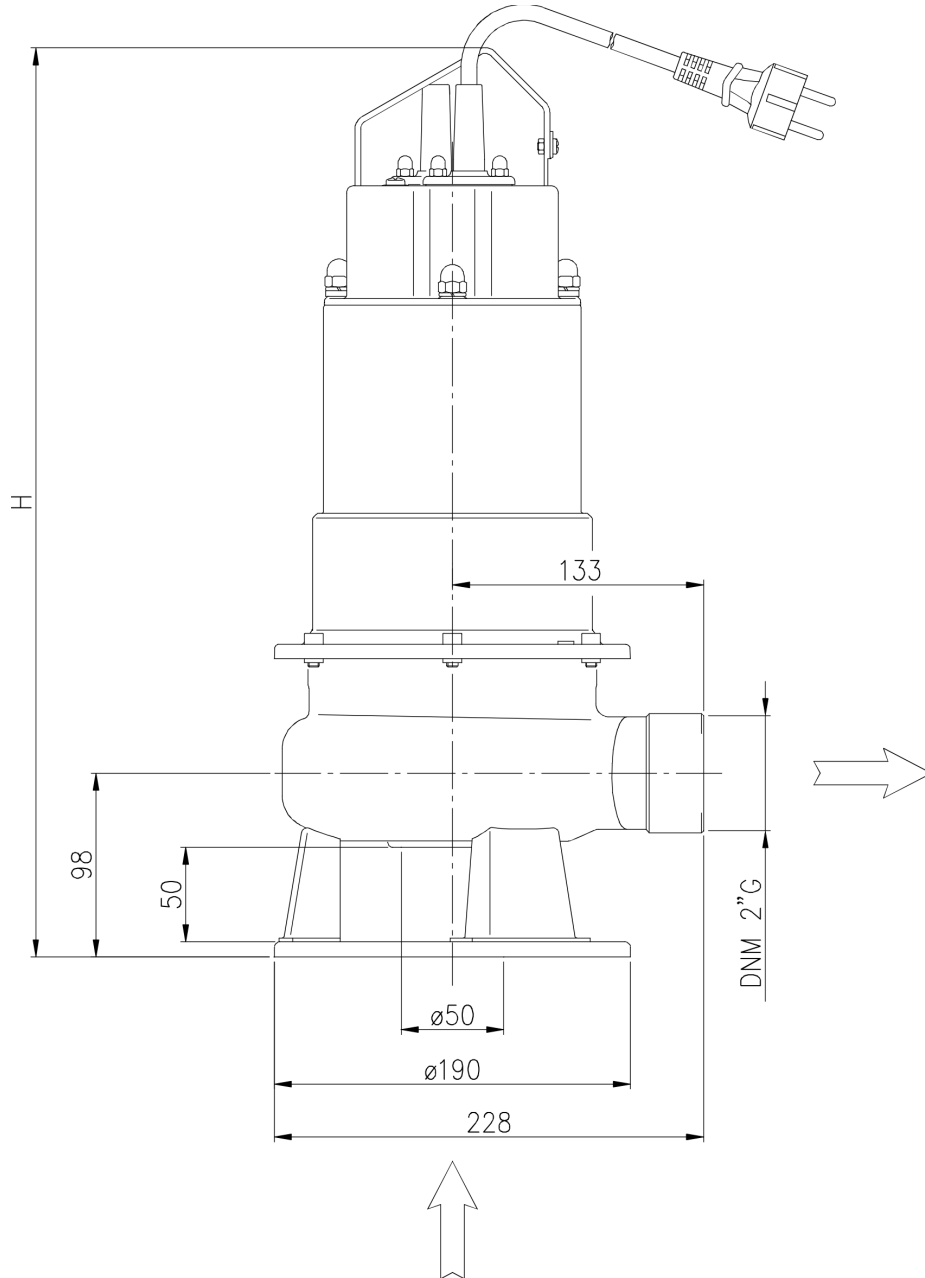
Water; 20°C; 998.3kg/m³; 1mm²/s



Dimensions

Pump Name DW M 150

Customer	Date 2024-06-13	Company
Contact	Item no.	Issued by
Phone	Project	Phone
E-mail	Project ID Proiect redenumit 2024-06-13 18:03:05	E-mail



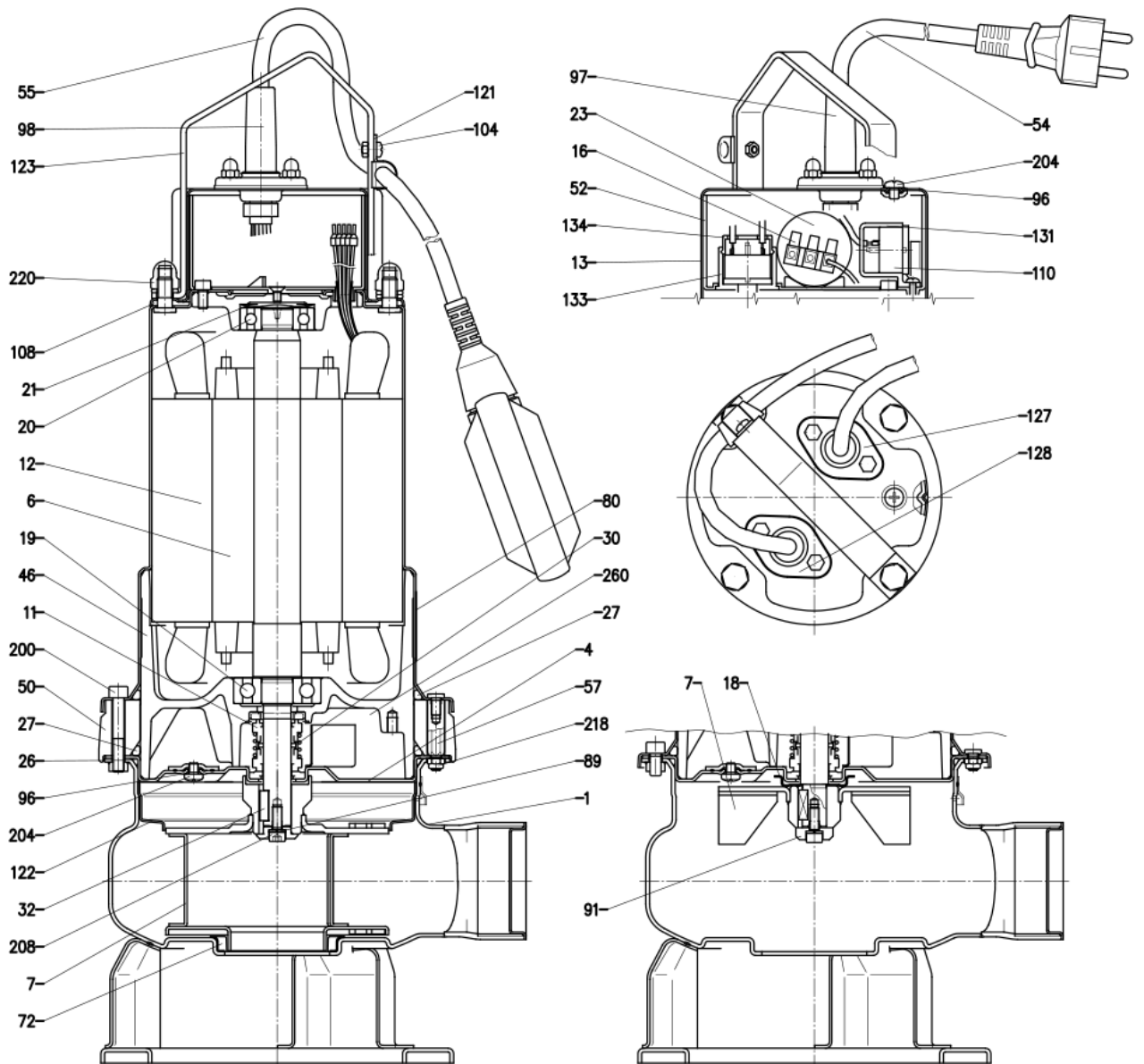
Dimensions in		mm						
1	H	516						
2	Weight PUMP	19,2 kg						
3								
4								
5								
6								
7								
8								
9								
10								
11								
12								
13								
14								
15								

(1/3)

Construction

Pump Name DW M 150

Customer	Date 2024-06-13	Company
Contact	Item no.	Issued by
Phone	Project	Phone
E-mail	Project ID Proiect redenumit 2024-06-13 18:03:05	E-mail



(2/3)

Construction

Pump Name DW M 150

Customer	Date	2024-06-13	Company
Contact	Item no.		Issued by
Phone	Project		Phone
E-mail	Project ID	Project redenumit 2024-06-13 18:03:05	E-mail

N°	PART NAME	MATERIAL	Q.TY
1	Casing	AISI 304	1
4	Casing cover	AISI 304	1
6	Shaft w ith rotor	AISI 303	1
7	Impeller	AISI 304	1
11	Mechanical seal [8]	SiC/SiC/NBR	1
11	Mechanical seal [8]	Carbon/Ceramic/NBR	1
12	Motor frame w ith stator	-	1
13	Motor cover	AISI 304	1
16	Terminal	-	1
18	Mechanical seal protection [1]	AISI 304	1
19	Low er side ball bearing	-	1
20	Upper side ball bearing	-	1
21	Adjusting ring	Steel C70	1
23	Capacitor [2]	-	1
26	O ring	NBR	1
27	O ring	NBR	1
27	O ring [3]	NBR	1
30	Mechanical seal spacer	Brass	1
32	Key	AISI 304	1
46	Bearing housing	G20	1
50	Spacer [3]	G20	1
52	Terminal insulating box	PA66 glass fibre reinforced class V-0	1
54	Power cable	-	1
55	Float sw itch [4]	-	1
57	Spacer [3]	AISI 304	4
72	Casing ring [5]	NBR	1
89	Washer	AISI 304	1
91	Washer [1]	AISI 304	1
96	O ring	NBR	3
97	Power cable entry	NBR	1
98	Floating sw cable entry [4]	NBR	1
104	Cable guard [4]	NBR	1
108	Cover gasket	NBR	1
110	Protector [2]	-	2
121	Support for float sw itch [4]	AISI 304	1
122	Impeller protection ring [6]	AISI 304	1
123	Handle	AISI 304	1
127	Power cable connector	AISI 304	1
128	Floating sw . cable connector	AISI 304	1
131	Support for protector	PA66 glass fibre reinforced	1
133	Support for probe	Aluminium	1
134	Cover for support probe	PA6	1
200	Screw	Stainless steel A2 UNI 7323	6
204	Screw	Stainless steel A2 UNI 7323	3
208	Screw	Stainless steel A2 UNI 7323	1
218	Nut	Stainless steel A2 UNI 7323	4
220	Nut	Stainless steel A2 UNI 7323	4
260	Lubricating liquid	White mineral oil	348 cc

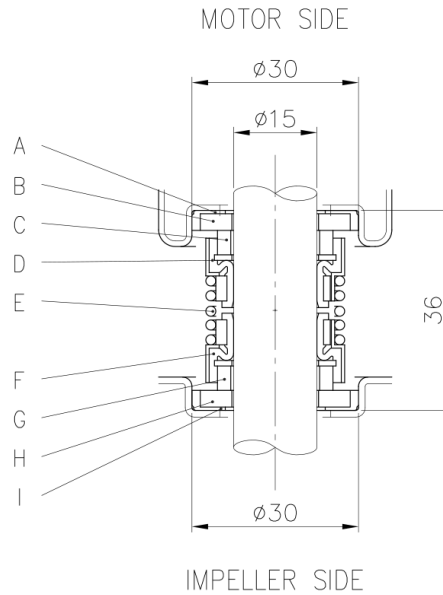
- [1] Except for DW-DW VOX 300
- [2] Only for single phase
- [3] Only for DW-DW VOX 300
- [4] Only for single phase with float switch
- [5] Only for DW
- [6] Except for DW VOX 150, 200 and 300
- [7] Only for single phase DW 150
- [8] See CONSTRUCTION 3

(3/3)

Construction

Pump Name DW M 150

Customer	Date 2024-06-13	Company
Contact	Item no.	Issued by
Phone	Project	Phone
E-mail	Project ID Proiect redenumit 2024-06-13 18:03:05	E-mail



REF	PART NAME	MATERIAL
A	Rubber cup	NBR
B	Seat	Ceramic
C	Seal face	Carbon
D	Bellow	NBR
E	Spring	AISI 304
F	Bellow	NBR
G	Seal face	Silicon carbide
H	Seat	Silicon carbide
I	Rubber cup	NBR