

Technical data

Pump name **EVMG32 8-3F5/15**

Customer	Date	2024-06-13	Company
Contact	Item no.		Issued by
Phone	Project		Phone
E-mail	Project ID	Proiect redenumit 2024-06-13 20:42:	E-mail

Requested data

1	Pump type	VERTICAL PUMPS	Fluid	Water
2	Number of pumps / Reserve	1 / 0	Liquid temperature °C	20
3	Flow m ³ /h		Kin. viscosity mm ² /s	1.005
4	Head m		Vapour pressure bar	0.0234
5	Geodetic head m		PH value	
6	Inlet pressure (pin) bar	0	Density kg/m ³	998.3
7	Available system NPSH		Solids Weight %	0
8	Ambient temperature °C	20		

Pump

9	Pump name	EVMG32 8-3F5/15	Frequency Hz	50	
10	Design	VERTICAL PUMPS	Installation type	STANDARD	
11	Manufacturer	EBARA	Impeller Diameter	Max. mm	-
12	Speed rpm	2930		Designed mm	
13	No. of Stage	8		Min. mm	-
14	Connection Suction side		Flow	Operating m ³ /h	
15	Connection Discharge side			Max- m ³ /h	42
16	Max Working Pressure bar	25		Min- m ³ /h	12
17	Shut-off head bar	17.31	Head	Operating m	
18	Total weight kg	See the table of "Dimensions".		- (Qmax.) m	66.7
19	Shaft power kW			- (Qmin.) m	166.5
20			Max. Shaft Power at max. impeller kW	13.16	
21	Required pump NPSH m		Efficiency %		

Materials

22	Impeller	AISI 304		
23	Intermediate casing	AISI 304		
24	Bottom casing	Cast iron		
25	Shaft	AISI 316		
26				
27				

Motor

28	Manufacturer	ATB	Insulation class	F
29	Type	TEFC_EVM32 8-3F5/15_400_Three Phase	Phases	3~
30	Specific design	IE3 / 50 Hz / Pole pairs 1	Frame size	160
31	Rated power kW	15	Weight kg	101
32	Number of poles	2	Electric voltage V	400
33	Speed rpm	2935	Electric current A	26.2
34	Degree of protection	IP 55		
35				

Remarks

Performance curve

Pump name **EVMG32 8-3F5/15**

Customer	Date	2024-06-13	Company
Contact	Item no.		Issued by
Phone	Project		Phone
E-mail	Project ID	Project redenumit 2024-06-13 20:42:	E-mail

Requested data

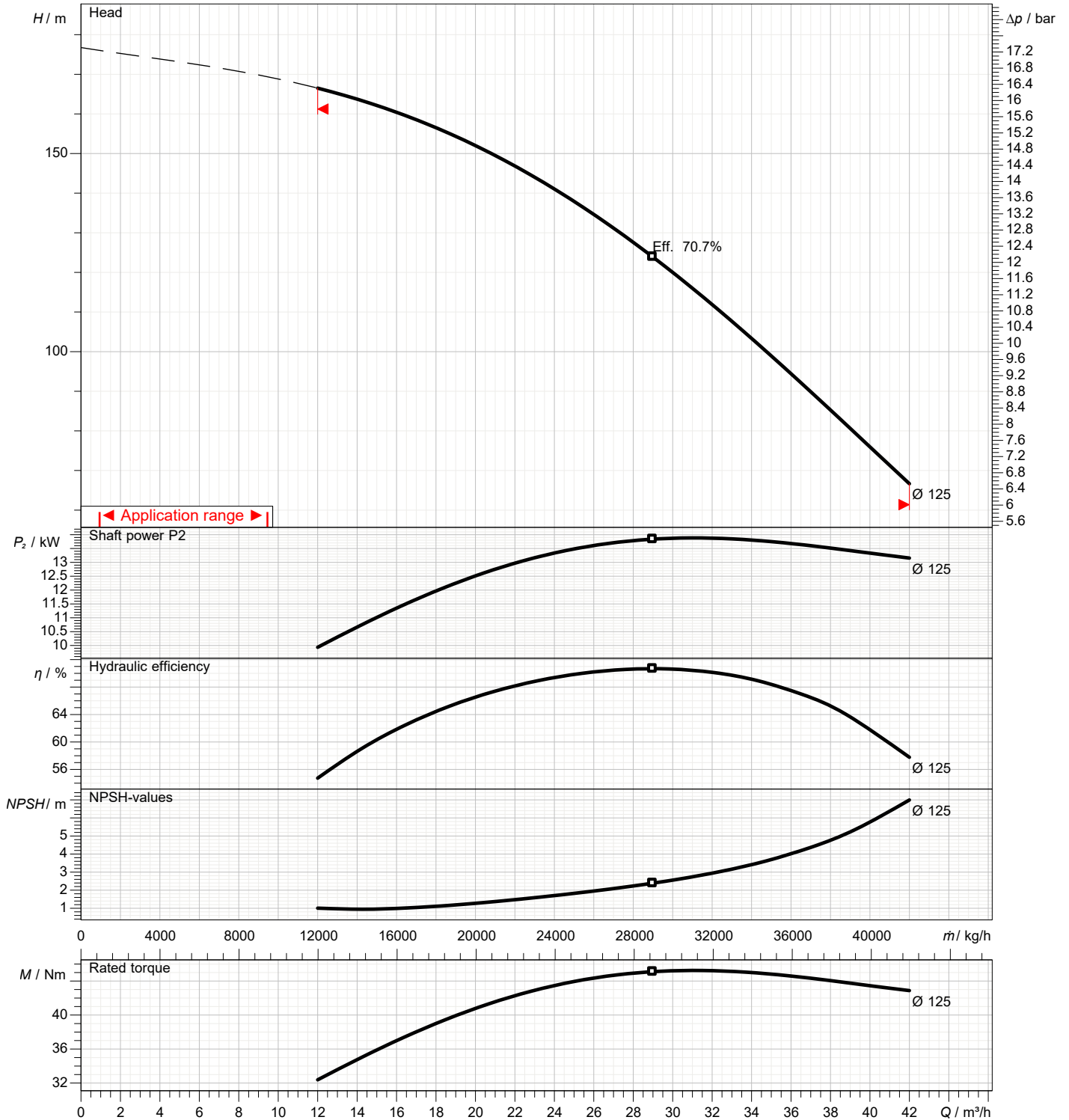
1	Flow	m ³ /h	
2	Head	m	
3	Geodetic head	m	

Pump

Operating flow	m ³ /h		Impeller Diameter Designed	mm	
Operating head	m		Frequency	Hz	50
			Speed	rpm	2930

Test standard: ISO 9906:2012 - Grade3B

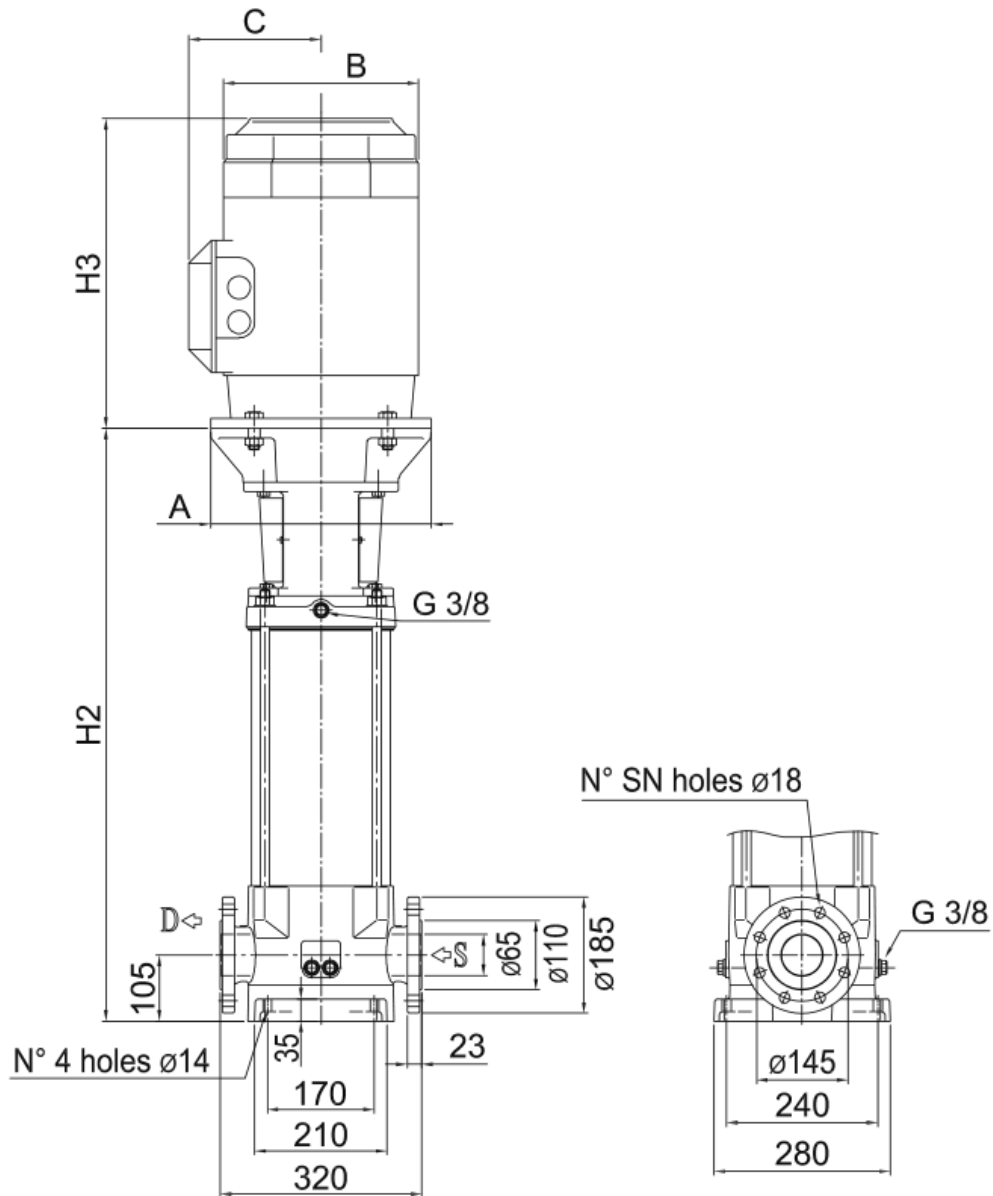
Water; 20°C; 998.3kg/m³; 1mm²/s



Dimensions

Pump name EVMG32 8-3F5/15

Customer	Date 2024-06-13	Company
Contact	Item no.	Issued by
Phone	Project	Phone
E-mail	Project ID Proiect redenumit 2024-06-13 20:42:34	E-mail



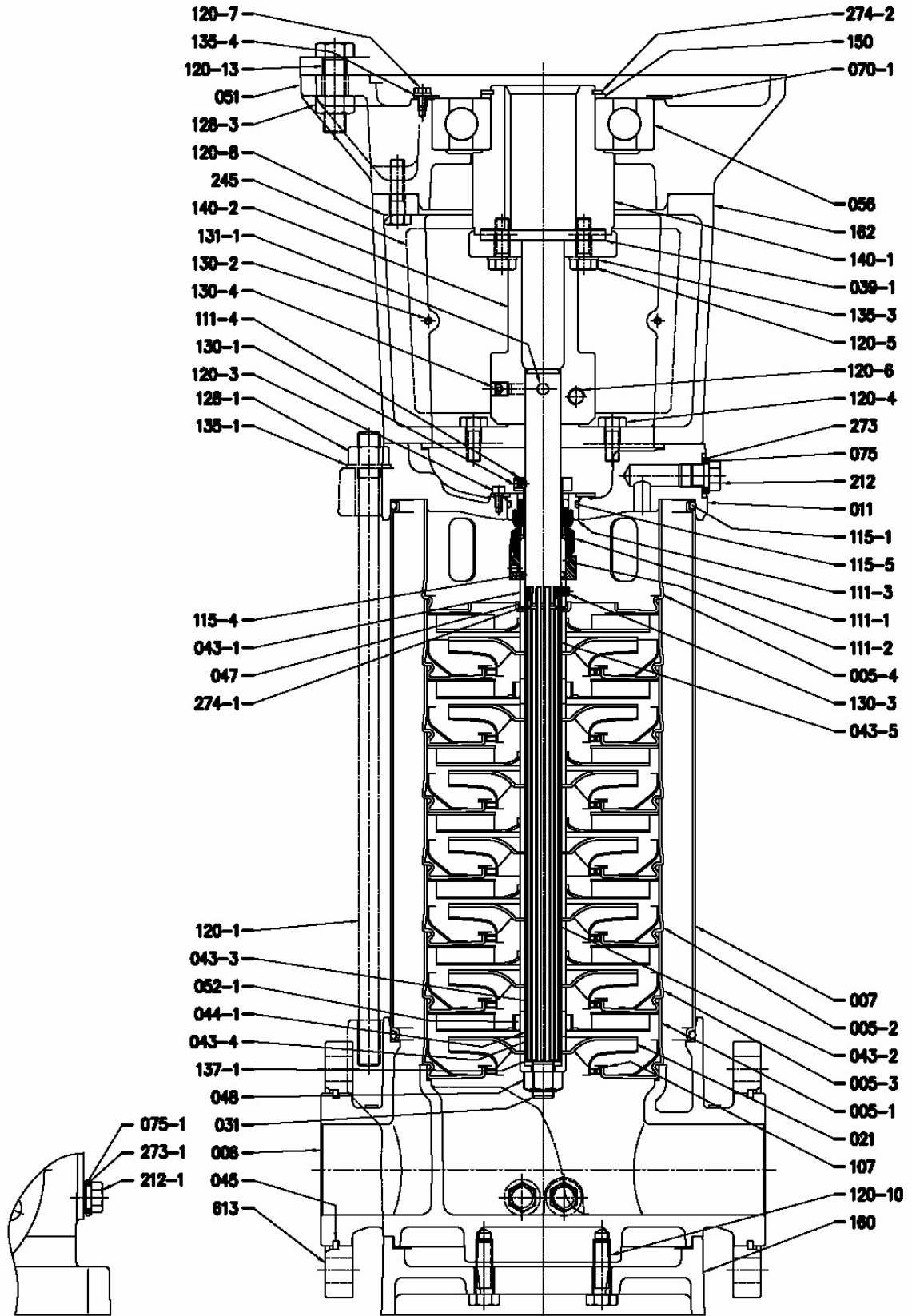
Dimensions in		mm						
1	A	350						
2	B	311						
3	C	240						
4	H2	943						
5	H3	495						
6	SN	8 (Num)						
7	Weight P&M	206 kg						
8								
9								
10								
11								
12								
13								
14								
15								

(1/4)

Construction

Pump name EVMG32 8-3F5/15

Customer	Date 2024-06-13	Company
Contact	Item no.	Issued by
Phone	Project	Phone
E-mail	Project ID Project redenumit 2024-06-13 20:42:34	E-mail



(2/4)

Construction

Pump name **EVMG32 8-3F5/15**

Customer	Date	2024-06-13	Company
Contact	Item no.		Issued by
Phone	Project		Phone
E-mail	Project ID	Proiect redenumit 2024-06-13 20:42:34	E-mail

N°	PART NAME	MATERIAL EVMG	DIMENSIONS	STANDARD	Q.TY	
005-1	Suction casing	EN 1.4301 (AISI 304)			1	
005-2	Intermediate Casing	EN 1.4301 (AISI 304)			[1]	
005-3	Intermediate casing bearing	EN 1.4301 (AISI 304)			[1]	
005-4	Discharge casing	EN 1.4301 (AISI 304)			1	
006	Bottom casing	Cast Iron EN GJL-250 -EN1561			1	
007	Outer casing	EN 1.4301 (AISI 304)			1	
011	Casing cover	Cast Iron EN GJL-250 -EN1561			[1]	
021	Impeller	EN 1.4301 (AISI 304)			[1]	
031	Shaft	EN 1.4401 (AISI 316)			1	
039-1	Key	Carbon Steel	12x8x90	UNI 6604	[1]	
043-1	Shaft sleeve (mechanical seal)	EN 1.4301 (AISI 304)			1	
043-2	Shaft sleeve (intermediate)	EN 1.4301 (AISI 304)			[1]	
043-3	Shaft sleeve (bearing)	EN 1.4301 (AISI 304)			[1]	
043-4	Shaft sleeve (adjustment)	EN 1.4301 (AISI 304)			[1]	
043-5	Shaft sleeve (last stage)	EN 1.4301 (AISI 304)			1	
044-1	Shaft sleeve bearing	Tungsten carbide			[1]	
045	Flange holder	EN 1.402 (AISI 420)			4	
047	Ring Holder	EN 1.4301 (AISI 304)			1	
048	Impeller nut	A2-70 UNI 7323 with inox insert	M16		1	
051	Motor adapter	Cast iron EN-GJL-200-EN 1561			[1]	
052-1	Bearing	Tungsten carbide			[1]	
056	Ball bearing				[1]	
070-1	Ring for bearing	EN 1.4301 (AISI 304)			[1]	
075	O-Ring (plug)	EPDM			1	
075-1	O-Ring (plug)	EPDM			4	
107	Liner ring	PTFE / EN 1.4301 (AISI 304)			[1]	
111-1	Mechanical seal	Silicon carbide / Carbon / FPM			1	
111-2	Mechanical seal cartridge	EN 1.4301 (AISI 304)			1	
111-3	Mechanical seal seat	EN 1.4301 (AISI 304)			1	
111-4	Seal holder	Brass OT 58 UNI 5705			1	
115-1	O-Ring (outer casing)	EPDM	D.208.91x5.34		2	
115-4	O-Ring (cartridge sleeve)	EPDM	D. 24.99x3.59		1	
115-5	O-Ring (seal cover)	EPDM	D.44.04x3.53		1	
120-1	Tie-rod	Zincate steel 6.8 strenght class ISO 898/1			4	
120-3	Screw	A2-70 UNI 7323	M5xX10	UNI 5931	4	
120-4	Screw	Zincate steel 8.8 strenght class ISO 898/1	M10x25	UNI 5739	[1]	
120-5	Screw for coupling	EVM32 1 EVM32 2 and 2-2 EVM32 5 to 14	Zincate steel 8.8 strenght class ISO 898/1	M6x16 M8x20 M10x30	UNI 5931 UNI 5931 UNI 5739	[1]
120-6	Screw for coupling	EVM32 1 EVM32 2 to 4-3 EVM32 5 to 14	Zincate steel 8.8 strenght class ISO 898/1	M6x16 M8x20 M12x30	UNI 5931 UNI 5931 UNI 5931	2
120-7	Screw	EVM32 3 to 4	Zincate steel 8.8 strenght class ISO 898/1	M6x10	UNI 5739	[1]
120-8	Screw	EVM32 5 to 14	Zincate steel 8.8 strenght class ISO 898/1	M12x25 M10x30	UNI 5739 UNI 5739	[1]
120-10	Screw	EVM32 1 to 2	Zincate steel 8.8 strenght class ISO 898/1	M12x40	UNI 5739	4
120-13	Screw for motor	EVM32 3 to 4 EVM32 5 to 14	Zincate steel 8.8 strenght class ISO 898/1	M8x20 M12x30 M16x65	UNI 5739 UNI 5739 UNI 5739	4
128-1	Nut for tie rod		Zincate steel	M16	UNI 5588	4
128-3	Nut		Zincate steel	M16	UNI 5588	[1]
130-1	Set screw		A2-70 UNI 7323	M6x8	UNI 5923	3
130-2	Screw for coupling guard		A2-70 UNI 7323	M5x6	UNI 7687	4
130-3	Set screw		A2-70 UNI 7323	M6x6	UNI 5923	1
130-4	Set screw		Carbon steel	M10x10	UNI 5923	1
131-1	Pin for shaft		Carbon Steel			1
135-1	Washer		Zincate steel	17x30x3	UNI 6592	4
135-3	Washer		Zincate steel	10.5x17.5x2.2	UNI 1751	[1]
135-4	Washer		Plated carbon steel	06.04	UNI 1751	[1]
137-1	Impeller spacer		EN 1.4301 (AISI 304)			1
140-1	Motor coupling		Carbon steel			[1]
140-2	Coupling (motor side)		Carbon steel			[1]
150	Spacer		carbon steel			[1]
160	Base		Cast iron EN-GJL-200-EN 1561			1
162	Motor bracket		Cast iron EN-GJL-200-EN 1561			1
212	Plug		EN 1.4301 (AISI 304)			1
212-1	Plug		EN 1.4301 (AISI 304)			4
245	Coupling guard		EN 1.4301 (AISI 304)			2
273	Plug Washer		EN 1.4301 (AISI 304)			1
273-1	Plug Washer		EN 1.4301 (AISI 304)			4
274-1	C-type snap ring (mechanical seal)		EN 1.4301 (AISI 304)	D.26	UNI 7435	1
274-2	C-type snap ring (coupling)	EVM32 3 to 4 EVM32 5 to 10 EVM32 11 to 12	Carbon Steel TC 80	D.50 D.65 D.75	UNI 7435 UNI 7435 UNI 7535	[1]
613	Flange		Carbon steel			2

[1] See table on CONSTRUCTION 3

(3/4)

Construction

Pump name EVMG32 8-3F5/15

Customer	Date	2024-06-13	Company
Contact	Item no.		Issued by
Phone	Project		Phone
E-mail	Project ID	Project redenumit 2024-06-13 20:42:34	E-mail

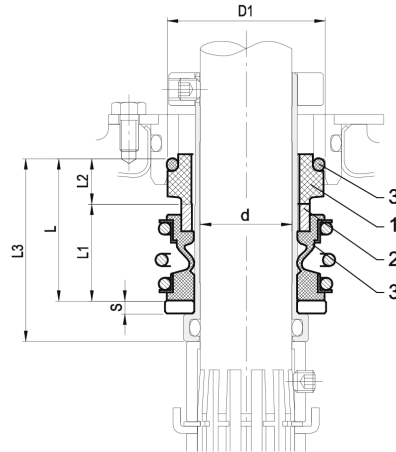
Pump Type EVM(.)	Quantity for model																														
	005-2	005-3	011	021	021-1	039-1	043-2	043-3	043-4	044-1	051	052-1	056	070-1	107	111-5	120-4	120-5	120-7	120-8	129-3	129	135-3	135-4	136	140	140-1	140-2	150	274-2	274-3
32 3-3F5/5.5	1	1	/	/	3	/	1	1	1	1	1	1	1	/	3	1	/	/	/	4	/	/	/	/	/	1	/	/	1	1	1
32 3-1F5/5.5	1	1	/	2	1	/	1	1	1	1	1	1	1	/	3	1	/	/	/	4	/	/	/	/	/	1	/	/	1	1	1
32 4-3F5/7.5	2	1	/	1	3	/	2	1	1	1	1	1	1	/	4	1	/	/	/	4	/	/	/	/	/	1	/	/	1	1	1
32 4-1F5/7.5	2	1	/	3	1	/	2	1	1	1	1	1	1	/	4	1	/	/	/	4	/	/	/	/	/	1	/	/	1	1	1
32 5-3F5/11	3	1	1	2	3	1	3	1	1	1	1	1	1	1	5	1	4	4	3	4	4	/	4	3	/	/	1	1	1	1	/
32 5-0F5/11	3	1	1	5	/	1	3	1	1	1	1	1	1	1	5	1	4	4	3	4	4	/	4	3	/	/	1	1	1	1	/
32 6-3F5/11	4	1	1	3	3	1	4	1	1	1	1	1	1	1	6	1	4	4	3	4	4	/	4	3	/	/	1	1	1	1	/
32 6-2F5/11	4	1	1	4	2	1	4	1	1	1	1	1	1	1	6	1	4	4	3	4	4	/	4	3	/	/	1	1	1	1	/
32 7-3F5/15	5	1	1	4	3	1	5	1	1	1	1	1	1	1	7	1	4	4	3	4	4	/	4	3	/	/	1	1	1	1	/
32 7-0F5/15	5	1	1	7	/	1	5	1	1	1	1	1	1	1	7	1	4	4	3	4	4	/	4	3	/	/	1	1	1	1	/
32 8-3F5/15	6	1	1	5	3	1	6	1	1	1	1	1	1	1	8	1	4	4	3	4	4	/	4	3	/	/	1	1	1	1	/
32 8-1F5/15	6	1	1	7	1	1	6	1	1	1	1	1	1	1	8	1	4	4	3	4	4	/	4	3	/	/	1	1	1	1	/
32 9-3F5/18.5	7	1	1	6	3	1	7	1	1	1	1	1	1	1	9	1	4	4	3	4	4	/	4	3	/	/	1	1	1	1	/
32 9-0F5/18.5	7	1	1	9	/	1	7	1	1	1	1	1	1	1	9	1	4	4	3	4	4	/	4	3	/	/	1	1	1	1	/
32 10-3F5/18.5	7	2	1	7	3	1	7	2	2	2	1	2	1	1	10	1	4	4	3	4	4	/	4	3	/	/	1	1	1	1	/
32 10-2F5/18.5	7	2	1	8	2	1	7	2	2	2	1	2	1	1	10	1	4	4	3	4	4	/	4	3	/	/	1	1	1	1	/
32 11-3F5/22	8	2	1	8	3	1	8	2	2	2	1	2	1	1	11	1	4	4	3	4	4	/	4	3	/	/	1	1	1	1	/
32 11-0F5/22	8	2	1	11	/	1	8	2	2	2	1	2	1	1	11	1	4	4	3	4	4	/	4	3	/	/	1	1	1	1	/
32 12-3F5/22	9	2	1	9	3	1	9	2	2	2	1	2	1	1	12	1	4	4	3	4	4	/	4	3	/	/	1	1	1	1	/

(4/4)

Construction

Pump name EVMG32 8-3F5/15

Customer	Date 2024-06-13	Company
Contact	Item no.	Issued by
Phone	Project	Phone
E-mail	Project ID Proiect redenumit 2024-06-13 20:42:34	E-mail



Size [mm]	Max operating pressure [bar]	d [mm]	D1 [mm]	L [mm]	L1 [mm]	L2 [mm]	L3 [mm]	S [mm]	Material		
									1 Stationary Seal Ring	2 Rotary Seal Ring	3 Rubber
25	25	25	43	39	26.5	12.5	50	3.5	Carbon graphite	Silicon carbide	FPM