

Technical Data

Pump Name

EVMSG15 12F6HQ1BEGE/18.5

Customer	Date	2024-07-02	Company
Contact	Item no.		Issued by
Phone	Project		Phone
E-mail	Project ID	Proiect redenumit 2024-07-02 22:34:28	E-mail

Requested data

1	Pump type	VERTICAL MULTISTAGE PUMP	Fluid	Water
2	Number of pumps / Reserve	1 / 0	Liquid temperature	°C 20
3	Flow m³/h		Kin. viscosity	mm²/s 1.005
4	Head m		Vapour pressure	bar 0.0234
5	Geodetic head m		PH value	
6	Inlet pressure (pin) bar	0	Density	kg/m³ 998.3
7	Available system NPSH		Solids	Weight % 0
8	Ambient temperature °C	20		

Pump

9	Pump Name	EVMSG15 12F6HQ1BEGE/18.5	Frequency	Hz	60
10	Design	VERTICAL MULTISTAGE PUMP	Installation type		Round flange (STANDARD)
11	Manufacturer	EBARA	Impeller Diameter	Max.	mm 107
12	Speed rpm	3540		Designed	mm 107
13	No. of Stage	12		Min.	mm 107
14	Connection Suction side		Flow	Operating	m³/h
15	Connection Discharge side			Max-	m³/h 26.4
16	Max Working Pressure bar	25		Min-	m³/h 10.2
17	Shut-off head bar	26.21	Head	Operating	m
18	Total weight kg	See the table of "Dimensions".		- (Qmax.)	m 176.0
19	Shaft power kW			- (Qmin.)	m 246.4
20			Max. Shaft Power at max. impeller	kW	17.95
21	Required pump NPSH m		Efficiency	%	

Materials

22	Impeller	AISI 304		
23	Intermediate casing	AISI 304		
24	Bottom casing	Cast iron		
25	Shaft	AISI 329A		
26	O-ring	EPDM		
27				

Motor

28	Manufacturer	ATB	Insulation class	F
29	Type	TEFC_EVMS15 12/18.56_380_Three Phase	Phases	3~
30	Specific design	IE2 / 60 Hz / Pole pairs 1	Frame size	160 L
31	Rated power kW	18.5	Weight	kg 109
32	Number of poles	2	Electric voltage	V 380
33	Speed rpm	3555	Electric current	A 33.7
34	Degree of protection	IP 55		
35				

Remarks

Performance Curve

Pump Name

EVMSG15 12F6HQ1BEGE/18.5

Customer	Date	2024-07-02	Company
Contact	Item no.		Issued by
Phone	Project		Phone
E-mail	Project ID	Project redenumit 2024-07-02 22:34:28	E-mail

Requested data

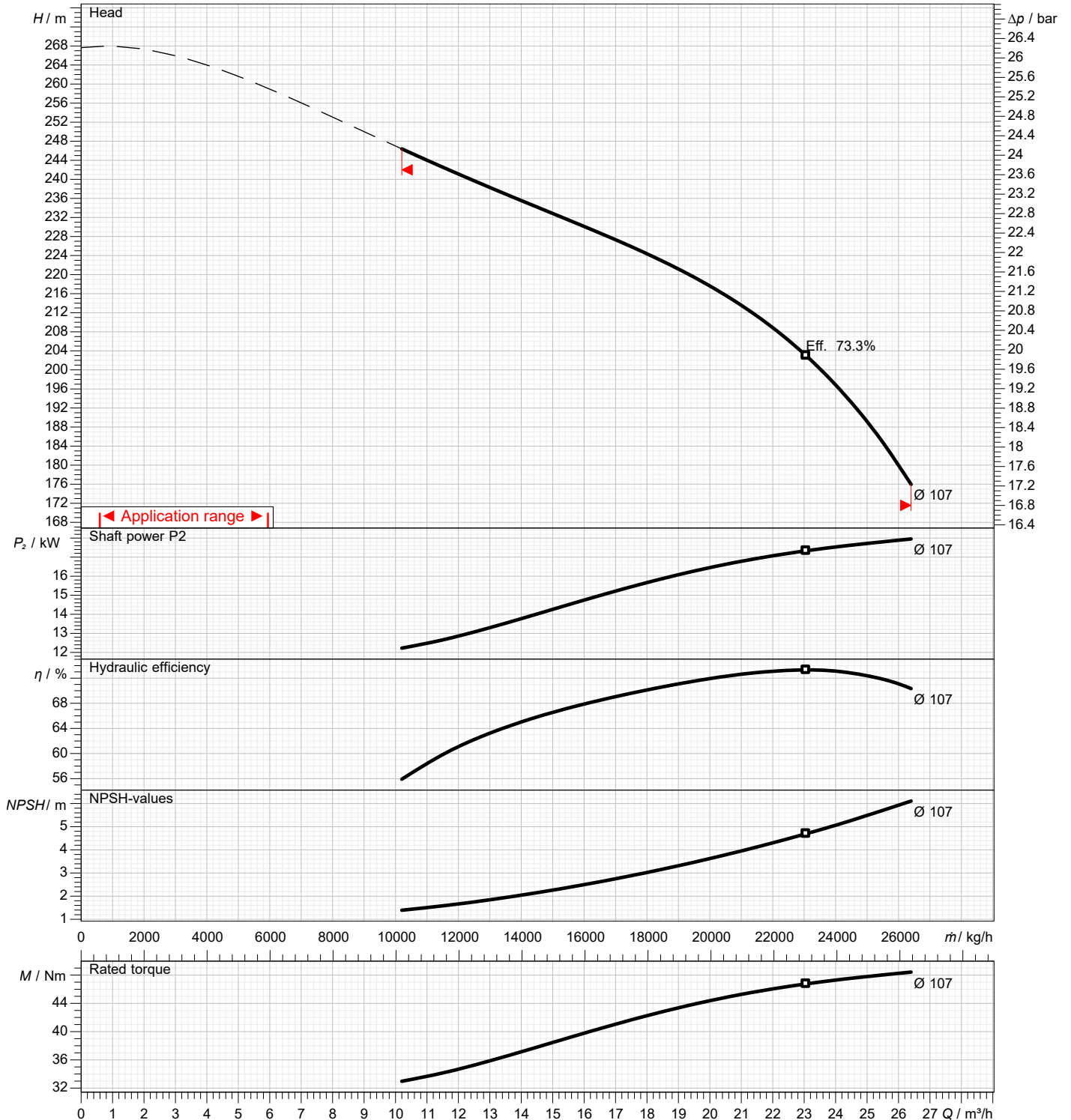
1	Flow	m³/h	
2	Head	m	
3	Geodetic head	m	

Pump

Operating flow	m³/h		Frequency	Hz	60
Operating head	m		Number of poles		2
Impeller diameter designed	mm	107	Speed	rpm	3540

Test standard: ISO 9906:2012 - Grade3B

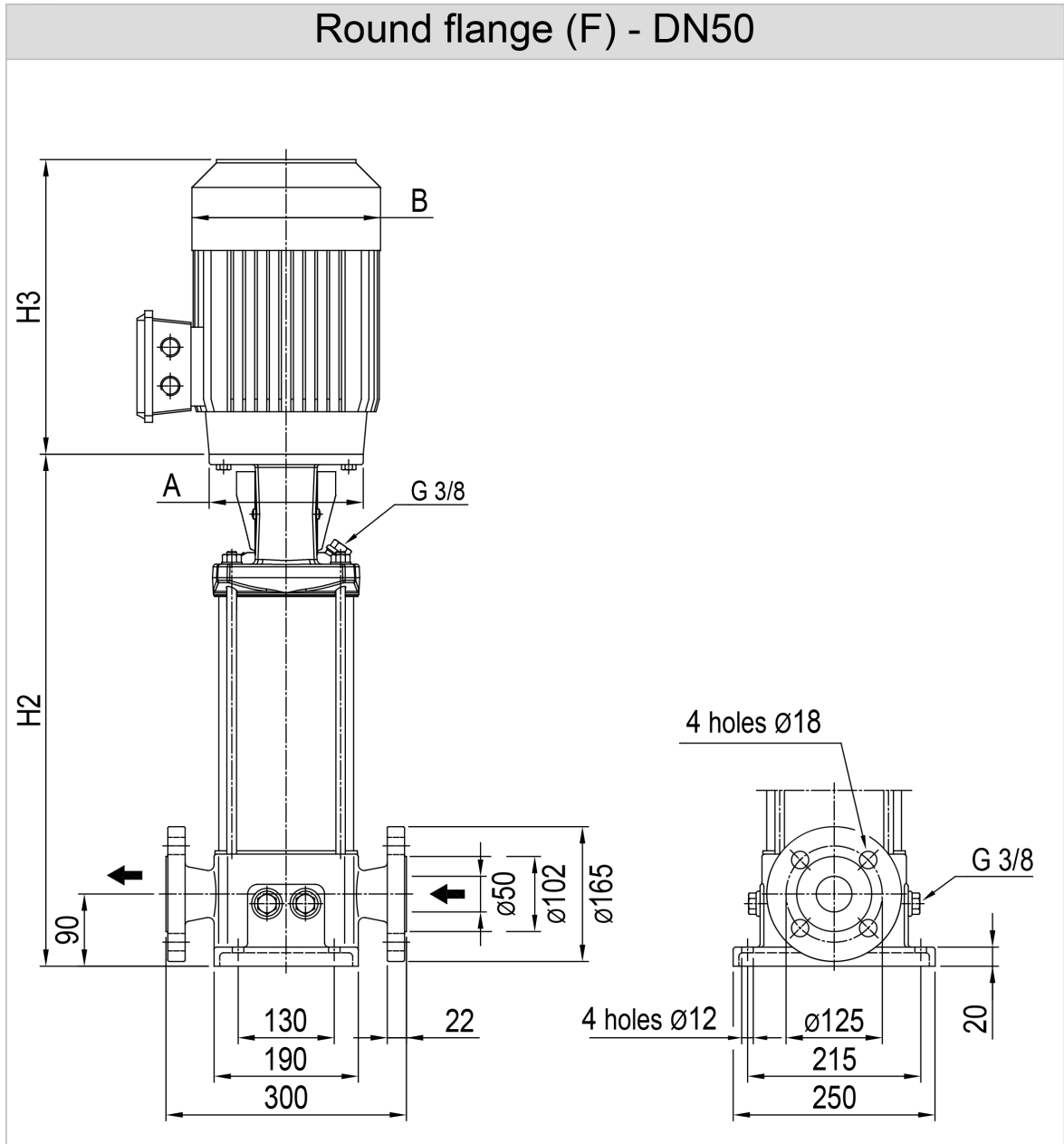
Water; 20°C; 998.3kg/m³; 1mm²/s



Dimensions

Pump name EVMSG15 12F6HQ1BEGE/18.5

Customer	Date 2024-07-02	Company
Contact	Item no.	Issued by
Phone	Project	Phone
E-mail	Project ID Proiect redenumit 2024-07-02 22:34:28	E-mail



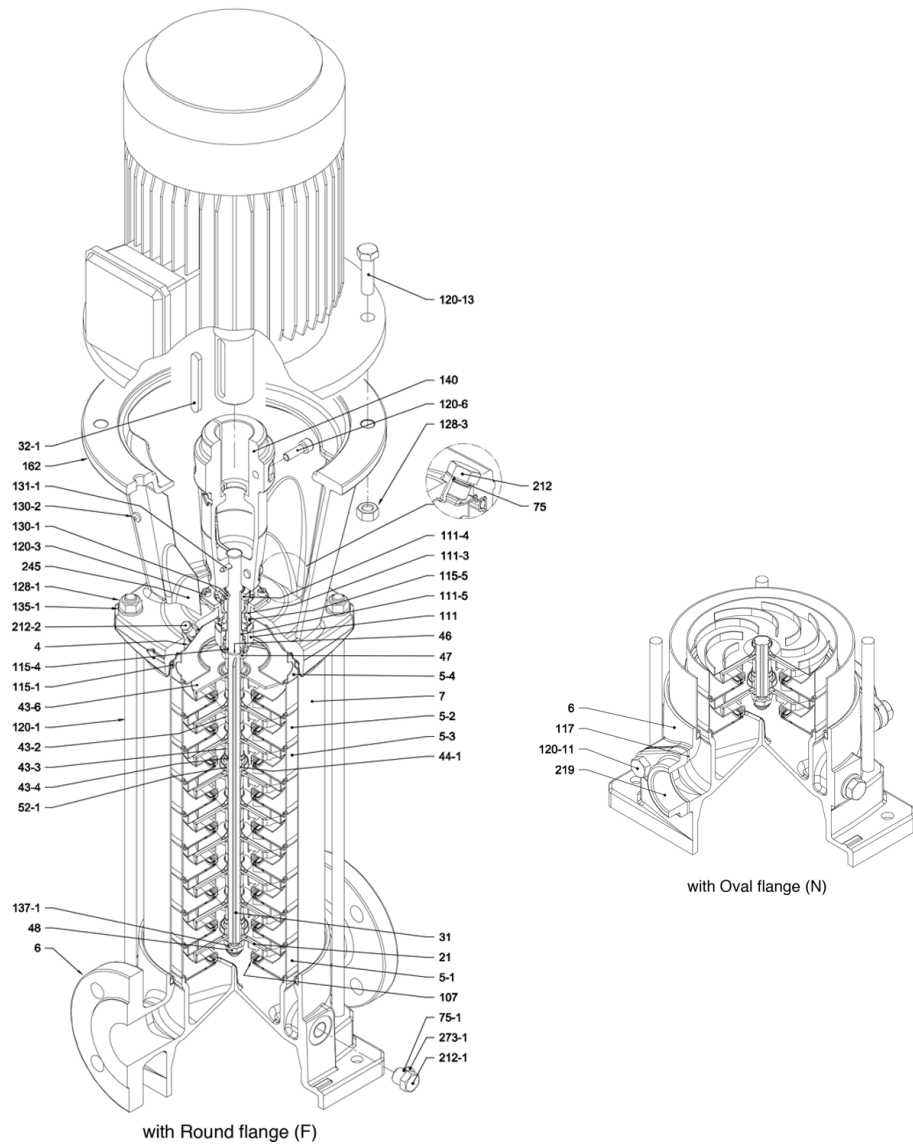
Dimensions in		mm						
1	A	Dia 350						
2	B	311						
3	C	240						
4	H2	924						
5	H3	495						
6	Weight P&M (kg)	165						
7								
8								
9								
10								
11								
12								
13								
14								
15								

(1/4)

Construction

Pump name EVMSG15 12F6HQ1BEGE/18.5

Customer	Date 2024-07-02	Company
Contact	Item no.	Issued by
Phone	Project	Phone
E-mail	Project ID Proiect redenumit 2024-07-02 22:34:28	E-mail



(2/4)

Construction

Pump name EVMSG15 12F6HQ1BEGE/18.5

Customer	Date	2024-07-02	Company
Contact	Item no.		Issued by
Phone	Project		Phone
E-mail	Project ID	Proiect redenumit 2024-07-02 22:34:28	E-mail

N°	PART NAME	MATERIAL EVMSG	DIMENSIONS	STANDARD
4	Casing cover	EN 1.4301 (AISI 304)		
5-1	Suction casing	EN 1.4301 (AISI 304)		
5-2	Intermediate casing	EN 1.4301 (AISI 304)		
5-3	Intermediate casing with bearing	EN 1.4301 (AISI 304)		
5-4	Discharge casing	EN 1.4301 (AISI 304)		
6	Bottom casing	Cast Iron EN GJL-250EN1551		
7	Outer casing	EN 1.4301 (AISI 304)		
21	Impeller	EN 1.4301 (AISI 304)		
31	Shaft	EN 1.4301 (AISI 304) - EN 1.4462 (AISI 329A)		
32-1	Adjuster key	EN 1.4301 (AISI 304)		
43-2	Shaft sleeve (intermediate)	EN 1.4301 (AISI 304)		
43-3	Shaft sleeve (bearing)	EN 1.4301 (AISI 304)		
43-4	Shaft sleeve (adjustment)	EN 1.4301 (AISI 304)		
43-6	Washer	EN 1.4404 (AISI 316L)	Ø26x2.5	
44-1	Shaft sleeve bearing	Tungsten carbide		
46	Ring (mechanical seal)	EN 1.4404 (AISI 316L)		
47	Ring holder	EN 1.4404 (AISI 316L)		
48	Impeller nut	EN 1.4301 (AISI 304) with inox insert	M10	
52-1	Sleeve bearing	Tungsten carbide		
75	O-Ring (priming plug)	EPDM / FPM *	Ø12.37x2.62	OR 3050
75-1	O-Ring (drainage plug)	EPDM / FPM *		
107	Liner ring	EN 1.4301 (AISI 304) + PPS		
111	Mechanical seal	--- **		
111-3	Mechanical seal seat	EN 1.4308 (ASTM CF8)		
111-4	Seal holder	EN 1.4301 (AISI 304)		
111-5	Mechanical seal cartridge sleeve	EN 1.4301 (AISI 304)		
115-1	O-Ring (outer casing)	EPDM / FPM *	Ø164.46x5.34	OR 6945
115-4	O-Ring (cartridge sleeve)	EPDM / FPM *	Ø15.88x2.62	OR 4093
115-5	O-Ring (seal flange)	EPDM / FPM *	Ø37.77x2.62	OR 4175
117	Flange gasket	EPDM / FPM *		
120-1	Tie-rod	EN 1.4057 (AISI 431)	M12	
120-3	Screw (seal flange)	A2-70	M5x12	ISO 4762
120-6	Screw (pump coupling)	Galvanized steel 6.8 strength class ISO 898/1	M6x25 M8x20 M10x30	ISO 4762 ISO 4762 ISO 4762
120-11	Screw (counterflange)	A2-70		
120-13	Screw for motor	Galvanized steel 8.8 strength class ISO 898/1	M6x20 M8x20 M12x40 M16x50	ISO 4017 ISO 4017 ISO 4017 ISO 4017
128-1	Nut (tie rod)	A2-70	M12	ISO 4032
128-3	Nut (motor)	Galvanized steel	M12 M16	ISO 4032 ISO 4032
128-6	Nut (aluminium coupling)	Galvanized steel	M6	ISO 4032
130-1	Set screw	EN 1.4301 (AISI 304)	M5x8	ISO 4026
130-2	Screw for coupling guard	A2-70	M5x6	UNI 7687
131-1	Pin for shaft	Carbon Steel	Ø5x35	ISO 2338
135-1	Washer (tie rod)	EN 1.4301 (AISI 304)	Ø13x24x2.5	ISO 7089
135-6	Washer (aluminium coupling)	Carbon Steel	Ø6	
137-1	Impeller spacer	EN 1.4301 (AISI 304)		
140	Coupling	Die cast Aluminium EN AB-AISI11Cu2 (Fe) Cast Iron		
162	Motor bracket	Cast iron EN-GJL-250		
212	Priming plug	EN 1.4301 (AISI 304)	G 3/8	
212-1	Drainage plug	EN 1.4301 (AISI 304)	G 3/8	
212-2	Venting plug	EN 1.4404 (AISI 316L)		
219	Counter flange	Galvanized steel		
245	Coupling guard	EN 1.4301 (AISI 304)		
273-1	Washer (drainage plug)	EN 1.4301 (AISI 304)		

* EPDM (standard)
FPM (option)

** see CONSTRUCTION 4/4

(3/4)

Construction

Pump name EVMSG15 12F6HQ1BEGE/18.5

Customer	Date	2024-07-02	Company
Contact	Item no.		Issued by
Phone	Project		Phone
E-mail	Project ID	Proiect redenumit 2024-07-02 22:34:28	E-mail

Pump Type	N°																													
	4	5-1	5-2	5-3	5-4	6	7	21	31***	32-1	43-2	43-3	43-4	43-6	44-1	46	47	48	52-1	75	75-1	107	111	111-3	111-4	111-5	115-1	115-4	115-5	
EVMSG15 1/1.1	1	1	/	1	1	1	1	1	1	1	/	2	1	1	1	2	1	1	1	1	4	1	1	1	1	1	1	2	1	1
EVMSG15 2/2.2	1	1	/	1	1	1	1	2	1	1	/	2	1	/	1	2	1	1	1	1	4	2	1	1	1	1	1	2	1	1
EVMSG15 3/3.0	1	1	1	1	1	1	1	3	1	1	1	2	1	/	1	2	1	1	1	1	4	3	1	1	1	1	1	2	1	1
EVMSG15 4/4.0	1	1	2	1	1	1	1	4	1	1	2	2	1	/	1	2	1	1	1	1	4	4	1	1	1	1	1	2	1	1
EVMSG15 5/5.5	1	1	3	1	1	1	1	5	1	1	3	2	1	/	1	2	1	1	1	1	4	5	1	1	1	1	1	2	1	1
EVMSG15 6/5.5	1	1	4	1	1	1	1	6	1	1	4	2	1	/	1	2	1	1	1	1	4	6	1	1	1	1	1	2	1	1
EVMSG15 7/7.5	1	1	4	2	1	1	1	7	1	1	4	3	2	/	2	2	1	1	2	1	4	7	1	1	1	1	1	2	1	1
EVMSG15 8/7.5	1	1	5	2	1	1	1	8	1	1	5	3	2	/	2	2	1	1	2	1	4	8	1	1	1	1	1	2	1	1
EVMSG15 9/11	1	1	6	2	1	1	1	9	1	1	6	3	2	/	2	2	1	1	2	1	4	9	1	1	1	1	1	2	1	1
EVMSG15 10/11	1	1	7	2	1	1	1	10	1	1	7	3	2	/	2	2	1	1	2	1	4	10	1	1	1	1	1	2	1	1
EVMSG15 11/11	1	1	8	2	1	1	1	11	1	1	8	3	2	/	2	2	1	1	2	1	4	11	1	1	1	1	1	2	1	1
EVMSG15 12/11	1	1	9	2	1	1	1	12	1	1	9	3	2	/	2	2	1	1	2	1	4	12	1	1	1	1	1	2	1	1
EVMSG15 13/11	1	1	10	2	1	1	1	13	1	1	10	3	2	/	2	2	1	1	2	1	4	13	1	1	1	1	1	2	1	1
EVMSG15 15/15	1	1	12	2	1	1	1	15	1	1	12	3	2	/	2	2	1	1	2	1	4	15	1	1	1	1	1	2	1	1
EVMSG15 17/15	1	1	13	3	1	1	1	17	1	1	13	3	3	/	3	2	1	1	3	1	4	17	1	1	1	1	1	2	1	1

Pump Type	N°																						
	117*	120-1	120-3	120-6	120-11*	120-13	128-1	128-3	128-6	130-1	130-2	131-1	135-1	135-6	137-1	140	162	212	212-1	212-2	219*	245	273-1
EVMSG15 1/1.1	2	4	4	4	4	4	4	/	4	3	4	1	4	4	1	2	1	1	4	1	2	2	4
EVMSG15 2/2.2	2	4	4	4	4	4	4	/	4	3	4	1	4	4	1	2	1	1	4	1	2	2	4
EVMSG15 3/3.0	2	4	4	4	4	4	4	/	4	3	4	1	4	4	1	2	1	1	4	1	2	2	4
EVMSG15 4/4.0	2	4	4	4	4	4	4	/	4	3	4	1	4	4	1	2	1	1	4	1	2	2	4
EVMSG15 5/5.5	2	4	4	4	4	4	4	/	3	4	1	4	/	1	2	1	1	4	1	2	2	4	
EVMSG15 6/5.5	2	4	4	4	4	4	4	/	3	4	1	4	/	1	2	1	1	4	1	2	2	4	
EVMSG15 7/7.5	2	4	4	4	4	4	4	/	3	4	1	4	/	1	2	1	1	4	1	2	2	4	
EVMSG15 8/7.5	2	4	4	4	4	4	4	/	3	4	1	4	/	1	2	1	1	4	1	2	2	4	
EVMSG15 9/11	2	4	4	4	4	4	4	/	3	4	1	4	/	1	2	1	1	4	1	2	2	4	
EVMSG15 10/11	2	4	4	4	4	4	4	/	3	4	1	4	/	1	2	1	1	4	1	2	2	4	
EVMSG15 11/11	2	4	4	4	4	4	4	/	3	4	1	4	/	1	2	1	1	4	1	2	2	4	
EVMSG15 12/11	/	4	4	4	/	4	4	/	3	4	1	4	/	1	2	1	1	4	1	/	2	4	
EVMSG15 13/11	/	4	4	4	/	4	4	/	3	4	1	4	/	1	2	1	1	4	1	/	2	4	
EVMSG15 15/15	/	4	4	4	/	4	4	/	3	4	1	4	/	1	2	1	1	4	1	/	2	4	
EVMSG15 17/15	/	4	4	4	/	4	4	/	3	4	1	4	/	1	2	1	1	4	1	/	2	4	

* only for Oval flange (N)

*** shaft in EN 1.4462 (AISI 329A)

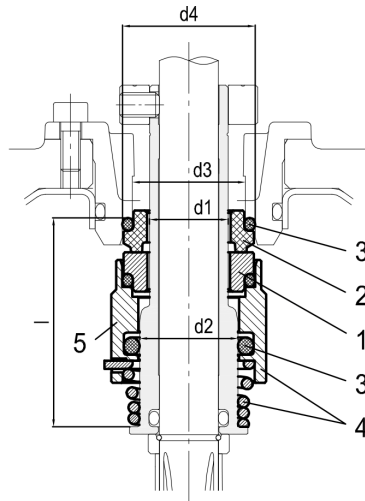
128-6 / 135-6: with Aluminium coupling

(4/4)

Construction

Pump name EVMSG15 12F6HQ1BEGE/18.5

Customer	Date 2024-07-02	Company
Contact	Item no.	Issued by
Phone	Project	Phone
E-mail	Project ID Proiect redenumit 2024-07-02 22:34:28	E-mail



● : Standard

Pump model	Max operating temperature	Shaft seal type		Shaft seal material							Type key		
		Unbalanced	Balanced	1 Rotating Part	Code	2 Stationary Part	Code	3 Elastomers	Code	4 Compression spring		5 Collar	Code
from 16 bar to 25 bar	- 30°C to + 140°C		●	SiC	(Q1)	Carbon	(B)	EPDM	(E)	AISI 316		(G)	HQ1BEG

Max operating pressure	d1 [mm]	d2 [mm]	d3 [mm]	d4 [mm]	l [mm]
25 bar	20	24	29	35	45