

# Technical Data

Pump Name

EVMSG3 33F5HQ1BEGE/3.0

Customer	Date	24.06.2024	Company
Contact	Item no.		Issued by
Phone	Project		Phone
E-mail	Project ID		E-mail

## Requested data

1	Pump type	VERTICAL MULTISTAGE PUMP	Fluid	Water
2	Number of pumps / Reserve	1 / 0	Liquid temperature	°C
3	Flow	m³/h	Kin. viscosity	cSt
4	Head	m	Vapour pressure	kPa
5	Geodetic head	m	PH value	
6	Inlet pressure (pin)	kPa	Density	kg/m³
7	Available system NPSH		Solids	Weight %
8	Ambient temperature	°C		

## Pump

9	Pump Name	EVMSG3 33F5HQ1BEGE/3.0	Frequency	Hz	50	
10	Design	VERTICAL MULTISTAGE PUMP	Installation type		Round flange (STANDARD)	
11	Manufacturer	EBARA	Impeller Diameter	Max.	mm	
12	Speed	rpm		2900	Designed	mm
13	No. of Stage			33	Min.	mm
14	Connection	Suction side	Flow	Operating	m³/h	
15	Connection	Discharge side		Max-	m³/h	4.5
16	Max Working Pressure	kPa		2500	Min-	m³/h
17	Shut-off head	kPa	2382.67	Head	Operating	m
18	Total weight	kg	See the table of "Dimensions".		- (Qmax.)	m
19	Shaft power	kW			- (Qmin.)	m
20			Max. Shaft Power at max. impeller	kW	2.90	
21	Required pump NPSH	m	Efficiency	%		

## Materials

22	Impeller	AISI 304		
23	Intermediate casing	AISI 304		
24	Bottom casing	Cast iron		
25	Shaft	AISI 304		
26	O-ring	EPDM		
27				

## Motor

28	Manufacturer	ETM	Insulation class	F	
29	Type	TEFC_EVMS3 33/3.0_230_Three Phase	Phases	3~	
30	Specific design	IE3 / 50 Hz / Pole pairs 1	Frame size	100	
31	Rated power	kW	3	Weight	kg
32	Number of poles		2	Electric voltage	V
33	Speed	rpm	2890	Electric current	A
34	Degree of protection		IP 55		
35					

## Remarks

# Performance Curve

Pump Name

EVMSG3 33F5HQ1BEGE/3.0

Customer	Date	24.06.2024	Company
Contact	Item no.		Issued by
Phone	Project		Phone
E-mail	Project ID		E-mail

## Requested data

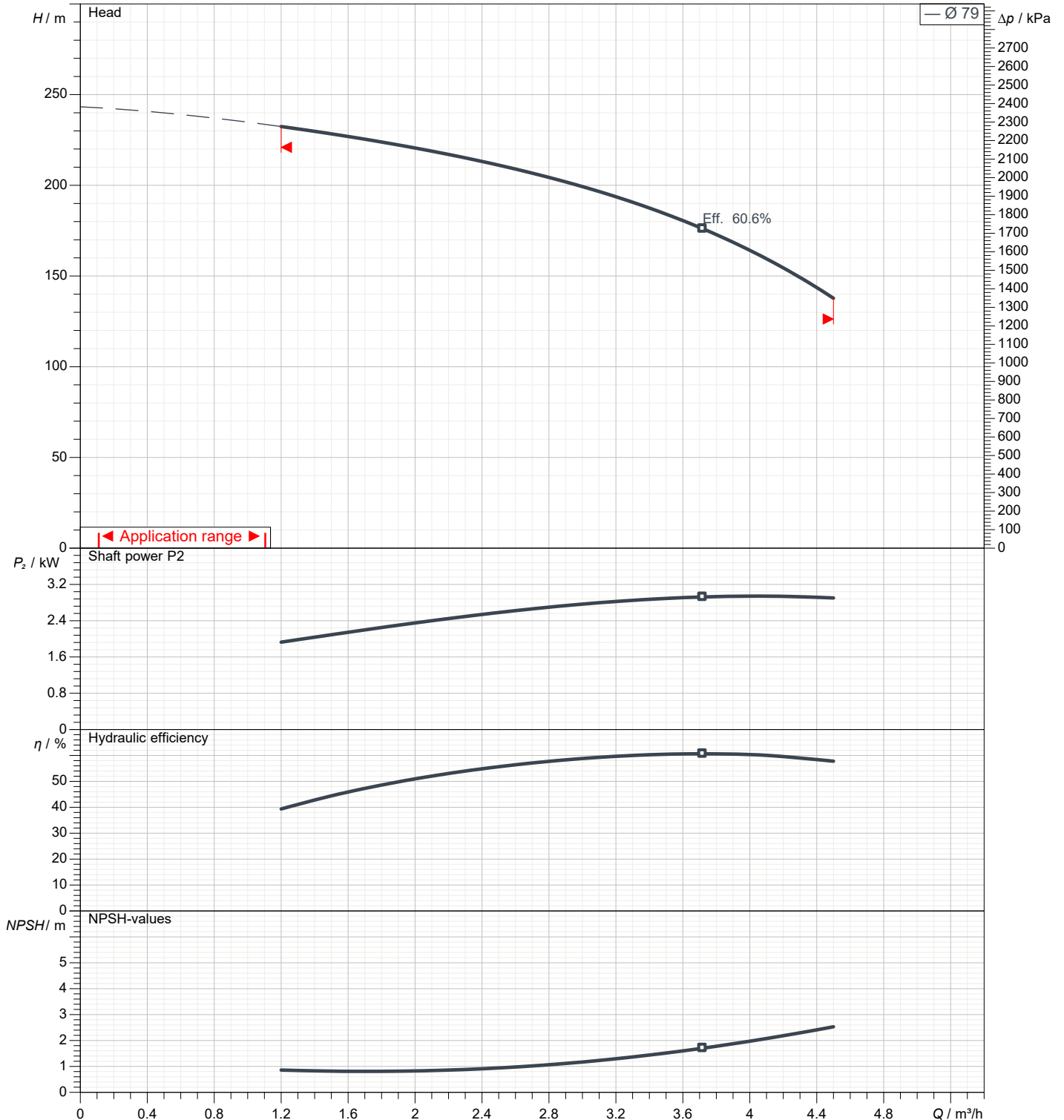
1	Flow	m³/h	
2	Head	m	
3	Geodetic head	m	

## Pump

Operating flow	m³/h		Frequency	Hz	50
Operating head	m		Number of poles		2
Impeller diameter designed	mm	79	Speed	rpm	2900

Test standard: ISO 9906:2012 - Grade3B

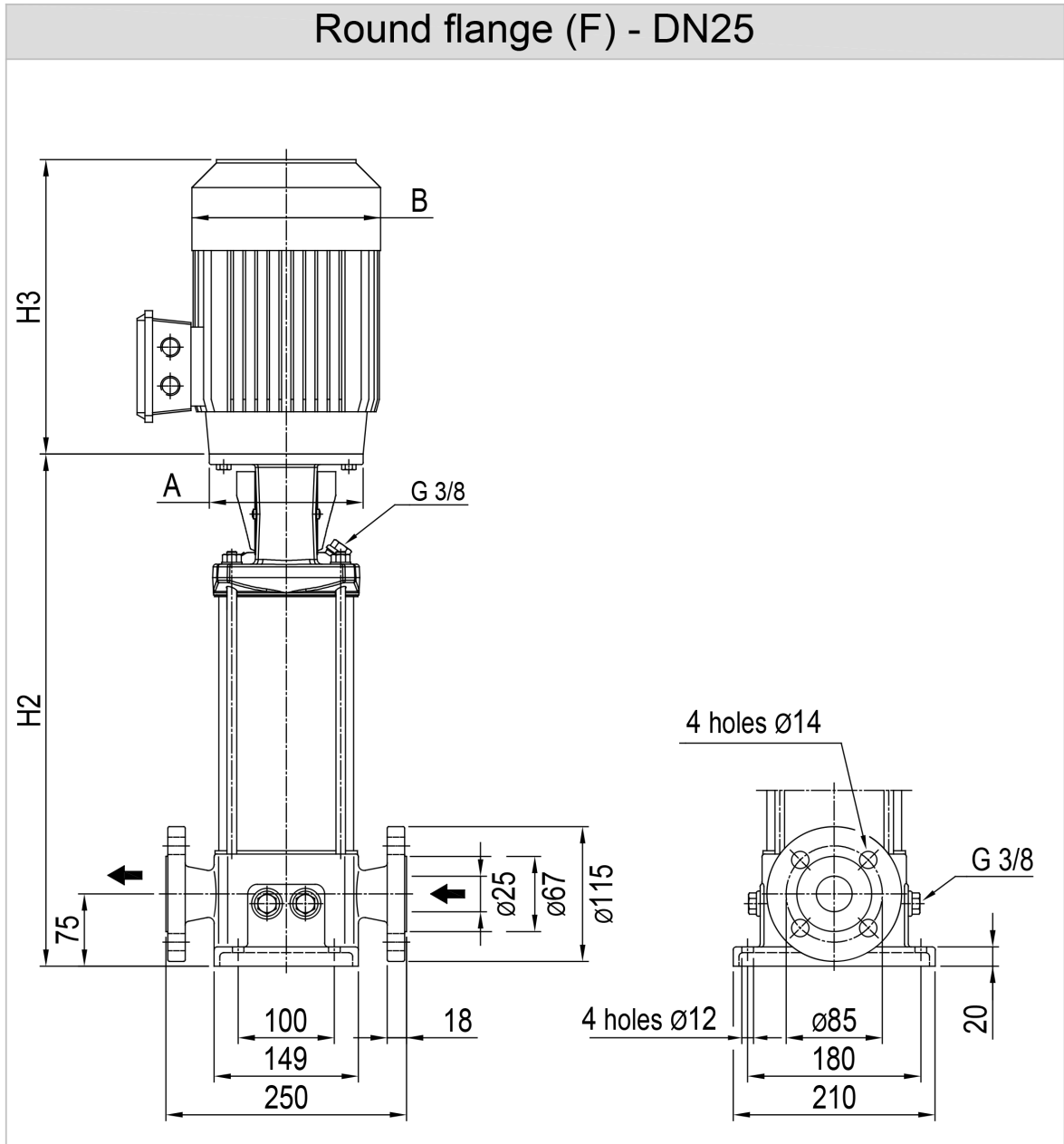
Water; 20°C; 998.3kg/m³; 1cSt



# Dimensions

Pump name EVMSG3 33F5HQ1BEGE/3.0

Customer	Date 24.06.2024	Company
Contact	Item no.	Issued by
Phone	Project	Phone
E-mail	Project ID	E-mail



Dimensions in		mm						
1	A	Dia160						
2	B	176						
3	C	123						
4	H2	956						
5	H3	342						
6	Weight P&M (kg)	53.3						
7								
8								
9								
10								
11								
12								
13								
14								
15								

(1/4)

# Construction

Pump name EVMSG3 33F5HQ1BEGE/3.0

Customer	Date 24.06.2024	Company
Contact	Item no.	Issued by
Phone	Project	Phone
E-mail	Project ID	E-mail



**(2/4)****Construction****Pump name** EVMSG3 33F5HQ1BEGE/3.0

Customer	Date	24.06.2024	Company
Contact	Item no.		Issued by
Phone	Project		Phone
E-mail	Project ID		E-mail

N°	PART NAME	MATERIAL EVMSG	DIMENSIONS	STANDARD
4	Casing cover	EN 1.4301 (AISI 304)		
5-1	Suction casing	EN 1.4301 (AISI 304)		
5-2	Intermediate casing	EN 1.4301 (AISI 304)		
5-3	Intermediate casing with bearing	EN 1.4301 (AISI 304)		
5-4	Discharge casing	EN 1.4301 (AISI 304)		
6	Bottom casing	Cast Iron EN GJL-250EE1551		
7	Outer casing	EN 1.4301 (AISI 304)		
21	Impeller	EN 1.4301 (AISI 304)		
31	Shaft	EN 1.4301 (AISI 304)		
32-1	Adjuster key	EN 1.4301 (AISI 304)		
43-2	Shaft sleeve (intermediate)	EN 1.4301 (AISI 304)		
43-3	Shaft sleeve (bearing)	EN 1.4301 (AISI 304)		
43-5	Shaft sleeve (last stage)	EN 1.4301 (AISI 304)		
43-7	Spacer	EN 1.4301 (AISI 304)		
44-1	Shaft sleeve bearing	Tungsten carbide		
46	Ring (mechanical seal)	EN 1.4404 (AISI 316L)		
47	Ring holder	EN 1.4404 (AISI 316L)		
48	Impeller nut	EN 1.4301 (AISI 304) with inox insert	M8	
52-1	Sleeve bearing	Tungsten carbide		
75	O-Ring (priming plug)	EPDM / FPM *	Ø12.37x2.62	OR 3050
75-1	O-Ring (drainage plug)	EPDM / FPM *		
107	Liner ring	EN 1.4301 (AISI 304) + PPS		
111	Mechanical seal	- - - **		
111-3	Mechanical seal seat	EN 1.4308 (ASTM CF8)		
111-4	Seal holder	EN 1.4301 (AISI 304)		
111-5	Mechanical seal cartridge sleeve	EN 1.4301 (AISI 304)		
115-1	O-Ring (outer casing)	EPDM / FPM *	Ø129.54x5.34	OR 6945
115-4	O-Ring (cartridge sleeve)	EPDM / FPM *	Ø11.91x2.62	OR 4093
115-5	O-Ring (seal flange)	EPDM / FPM *	Ø32.99x2.62	OR 4175
117	Flange gasket	EPDM / FPM *		
120-1	Tie-rod	EN 1.4057 (AISI 431)	M10	
120-3	Screw (seal flange)	A2-70	M4x10	ISO 4762
120-6	Screw (pump coupling)	Galvanized steel	M6x25	ISO 4762
120-11	Screw (counterflange)	A2-70		
120-13	Screw for motor	MEC 71-80 MEC 90-100	Galvanized steel 8.8 strength class ISO 898/1	M6x20 M8x20 ISO 4017 ISO 4017
128-1	Nut (tie rod)	A2-70	M10	ISO 4032
128-6	Nut (aluminium coupling)	MEC 71-80-90-100-112	Galvanized steel	M6 ISO 4032
130-1	Set screw	EN 1.4301 (AISI 304)	M5x8	ISO 4026
130-2	Screw for coupling guard	A2-70	M5x6	UNI 7687
131-1	Pin for shaft	Carbon Steel	Ø4x32	ISO 2338
135-1	Washer (tie rod)	EN 1.4301 (AISI 304)	Ø10.5x21x2	ISO 7089
135-6	Washer (aluminium coupling)	up to 4.0 kW	Carbon Steel	Ø6
137-1	Impeller spacer	EN 1.4301 (AISI 304)		
140	Coupling	up to 4.0 kW	Die cast Aluminium EN AB-AISI11Cu2 (Fe)	
162	Motor bracket	Cast iron EN-GJL-250		
212	Priming plug	EN 1.4301 (AISI 304)	G 3/8	
212-1	Drainage plug	EN 1.4301 (AISI 304)	G 3/8	
212-2	Venting plug	EN 1.4404 (AISI 316L)		
219	Counter flange	Galvanized steel		
245	Coupling guard	EN 1.4301 (AISI 304)		
273-1	Washer (drainage plug)	EN 1.4301 (AISI 304)		

\* EPDM (standard)  
FPM (option)

\*\* see CONSTRUCTION 4/4

(3/4)

# Construction

Pump name EVMSG3 33F5HQ1BEGE/3.0

Customer	Date	24.06.2024	Company
Contact	Item no.		Issued by
Phone	Project		Phone
E-mail	Project ID		E-mail

Pump Type	N°																												
	4	5-1	5-2	5-3	5-4	6	7	21	31	32-1	43-2	43-3	43-5	43-7	44-1	46	47	48	52-1	75	75-1	107	111	111-3	111-4	111-5	115-1	115-4	115-5
EVMSG3 2/0.37	1	1	/	1	1	1	1	2	1	1	1	1	/	/	1	2	1	1	1	1	4	2	1	1	1	1	2	1	1
EVMSG3 3/0.37	1	1	1	1	1	1	1	3	1	1	3	1	/	/	1	2	1	1	1	1	4	3	1	1	1	1	2	1	1
EVMSG3 4/0.37	1	1	2	1	1	1	1	4	1	1	5	1	/	/	1	2	1	1	1	1	4	4	1	1	1	1	2	1	1
EVMSG3 5/0.55	1	1	3	1	1	1	1	5	1	1	7	1	/	/	1	2	1	1	1	1	4	5	1	1	1	1	2	1	1
EVMSG3 6/0.55	1	1	4	1	1	1	1	6	1	1	9	1	/	/	1	2	1	1	1	1	4	6	1	1	1	1	2	1	1
EVMSG3 7/0.75	1	1	5	1	1	1	1	7	1	1	11	1	/	/	1	2	1	1	1	1	4	7	1	1	1	1	2	1	1
EVMSG3 8/0.75	1	1	6	1	1	1	1	8	1	1	13	1	/	/	1	2	1	1	1	1	4	8	1	1	1	1	2	1	1
EVMSG3 9/1.1	1	1	7	1	1	1	1	9	1	1	15	1	/	/	1	2	1	1	1	1	4	9	1	1	1	1	2	1	1
EVMSG3 10/1.1	1	1	8	1	1	1	1	10	1	1	17	1	/	/	1	2	1	1	1	1	4	10	1	1	1	1	2	1	1
EVMSG3 11/1.1	1	1	9	1	1	1	1	11	1	1	19	1	/	/	1	2	1	1	1	1	4	11	1	1	1	1	2	1	1
EVMSG3 12/1.1	1	1	10	1	1	1	1	12	1	1	21	1	/	/	1	2	1	1	1	1	4	12	1	1	1	1	2	1	1
EVMSG3 13/1.5	1	1	10	2	1	1	1	13	1	1	20	2	1	1	2	2	1	1	2	1	4	13	1	1	1	1	2	1	1
EVMSG3 14/1.5	1	1	11	2	1	1	1	14	1	1	22	2	/	1	2	2	1	1	2	1	4	14	1	1	1	1	2	1	1
EVMSG3 15/1.5	1	1	12	2	1	1	1	15	1	1	24	2	/	1	2	2	1	1	2	1	4	15	1	1	1	1	2	1	1
EVMSG3 16/1.5	1	1	13	2	1	1	1	16	1	1	26	2	/	1	2	2	1	1	2	1	4	16	1	1	1	1	2	1	1
EVMSG3 17/2.2	1	1	14	2	1	1	1	17	1	1	28	2	1	1	2	2	1	1	2	1	4	17	1	1	1	1	2	1	1
EVMSG3 19/2.2	1	1	16	2	1	1	1	19	1	1	32	2	/	1	2	2	1	1	2	1	4	19	1	1	1	1	2	1	1
EVMSG3 21/2.2	1	1	18	2	1	1	1	21	1	1	36	2	1	1	2	2	1	1	2	1	4	21	1	1	1	1	2	1	1
EVMSG3 23/2.2	1	1	20	2	1	1	1	23	1	1	40	2	/	1	2	2	1	1	2	1	4	23	1	1	1	1	2	1	1
EVMSG3 24/2.2	1	1	21	2	1	1	1	24	1	1	42	2	/	1	2	2	1	1	2	1	4	24	1	1	1	1	2	1	1
EVMSG3 25/3.0	1	1	22	2	1	1	1	25	1	1	44	2	/	1	2	2	1	1	2	1	4	25	1	1	1	1	2	1	1
EVMSG3 27/3.0	1	1	24	2	1	1	1	27	1	1	48	2	/	1	2	2	1	1	2	1	4	27	1	1	1	1	2	1	1
EVMSG3 29/3.0	1	1	26	2	1	1	1	29	1	1	52	2	/	1	2	2	1	1	2	1	4	29	1	1	1	1	2	1	1
EVMSG3 31/3.0	1	1	28	2	1	1	1	31	1	1	56	2	/	1	2	2	1	1	2	1	4	31	1	1	1	1	2	1	1
EVMSG3 33/3.0	1	1	30	2	1	1	1	33	1	1	60	2	/	1	2	2	1	1	2	1	4	33	1	1	1	1	2	1	1

Pump Type	N°																					
	117*	120-1	120-3	120-6	120-11*	120-13	128-1	128-6	130-1	130-2	131-1	135-1	135-6	137-1	140	162	212	212-1	212-2	219*	245	273-1
EVMSG3 2/0.37	2	4	4	4	4	4	4	4	3	4	1	4	4	1	2	1	1	4	1	2	2	4
EVMSG3 3/0.37	2	4	4	4	4	4	4	4	3	4	1	4	4	1	2	1	1	4	1	2	2	4
EVMSG3 4/0.37	2	4	4	4	4	4	4	4	3	4	1	4	4	1	2	1	1	4	1	2	2	4
EVMSG3 5/0.55	2	4	4	4	4	4	4	4	3	4	1	4	4	1	2	1	1	4	1	2	2	4
EVMSG3 6/0.55	2	4	4	4	4	4	4	4	3	4	1	4	4	1	2	1	1	4	1	2	2	4
EVMSG3 7/0.75	2	4	4	4	4	4	4	4	3	4	1	4	4	1	2	1	1	4	1	2	2	4
EVMSG3 8/0.75	2	4	4	4	4	4	4	4	3	4	1	4	4	1	2	1	1	4	1	2	2	4
EVMSG3 9/1.1	2	4	4	4	4	4	4	4	3	4	1	4	4	1	2	1	1	4	1	2	2	4
EVMSG3 10/1.1	2	4	4	4	4	4	4	4	3	4	1	4	4	1	2	1	1	4	1	2	2	4
EVMSG3 11/1.1	2	4	4	4	4	4	4	4	3	4	1	4	4	1	2	1	1	4	1	2	2	4
EVMSG3 12/1.1	2	4	4	4	4	4	4	4	3	4	1	4	4	1	2	1	1	4	1	2	2	4
EVMSG3 13/1.5	2	4	4	4	4	4	4	4	3	4	1	4	4	1	2	1	1	4	1	2	2	4
EVMSG3 14/1.5	2	4	4	4	4	4	4	4	3	4	1	4	4	1	2	1	1	4	1	2	2	4
EVMSG3 15/1.5	2	4	4	4	4	4	4	4	3	4	1	4	4	1	2	1	1	4	1	2	2	4
EVMSG3 16/1.5	2	4	4	4	4	4	4	4	3	4	1	4	4	1	2	1	1	4	1	2	2	4
EVMSG3 17/2.2	2	4	4	4	4	4	4	4	3	4	1	4	4	1	2	1	1	4	1	2	2	4
EVMSG3 19/2.2	2	4	4	4	4	4	4	4	3	4	1	4	4	1	2	1	1	4	1	2	2	4
EVMSG3 21/2.2	2	4	4	4	4	4	4	4	3	4	1	4	4	1	2	1	1	4	1	2	2	4
EVMSG3 23/2.2	/	4	4	4	/	4	4	4	3	4	1	4	4	1	2	1	1	4	1	/	2	4
EVMSG3 24/2.2	/	4	4	4	/	4	4	4	3	4	1	4	4	1	2	1	1	4	1	/	2	4
EVMSG3 25/3.0	/	4	4	4	/	4	4	4	3	4	1	4	4	1	2	1	1	4	1	/	2	4
EVMSG3 27/3.0	/	4	4	4	/	4	4	4	3	4	1	4	4	1	2	1	1	4	1	/	2	4
EVMSG3 29/3.0	/	4	4	4	/	4	4	4	3	4	1	4	4	1	2	1	1	4	1	/	2	4
EVMSG3 31/3.0	/	4	4	4	/	4	4	4	3	4	1	4	4	1	2	1	1	4	1	/	2	4
EVMSG3 33/3.0	/	4	4	4	/	4	4	4	3	4	1	4	4	1	2	1	1	4	1	/	2	4

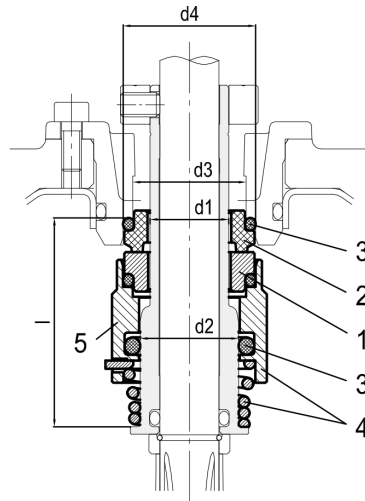
\* only for Oval flange (N)

(4/4)

# Construction

Pump name EVMSG3 33F5HQ1BEGE/3.0

Customer	Date 24.06.2024	Company
Contact	Item no.	Issued by
Phone	Project	Phone
E-mail	Project ID	E-mail



● : Standard

Pump model	Max operating temperature	Shaft seal type		Shaft seal material								Type key
		Unbalanced	Balanced	1 Rotating Part	Code	2 Stationary Part	Code	3 Elastomers	Code	4 Compression spring	5 Collar	
from 16 bar to 25 bar	- 30°C to + 140°C		●	SiC	(Q1)	Carbon	(B)	EPDM	(E)	AISI 316	(G)	HQ1BEG

Max operating pressure	d1	d2	d3	d4	l
	[mm]	[mm]	[mm]	[mm]	[mm]
25 bar	16	20	23	27	42.5