

# Technical data

Pump name EVMSG64 3-1F5BQ1EG E/15

Customer	Date 2024-06-14	Company
Contact	Item no.	Issued by
Phone	Project	Phone
E-mail	Project ID Proiect redenumit 2024-06-14 17:13:	E-mail

## Requested data

1	Pump type	VERTICAL MULTISTAGE PUMP	Fluid	Water
2	Number of pumps / Reserve	1 / 0	Liquid temperature °C	20
3	Flow m <sup>3</sup> /h		Kin. viscosity mm <sup>2</sup> /s	1.005
4	Head m		Vapour pressure bar	0.0234
5	Geodetic head m		PH value	
6	Inlet pressure (pin) bar	0	Density kg/m <sup>3</sup>	998.3
7	Available system NPSH		Solids Weight %	0
8	Ambient temperature °C	20		

## Pump

9	Pump name	EVMSG64 3-1F5BQ1EG E/15	Frequency Hz	50
10	Design	VERTICAL MULTISTAGE PUMP	Installation type	Round flange
11	Manufacturer	EBARA	Impeller Diameter	Max. mm -
12	Speed rpm	2940		Designed mm
13	No. of Stage	3		Min. mm -
14	Connection Suction side		Flow	Operating m <sup>3</sup> /h
15	Connection Discharge side			Max- m <sup>3</sup> /h 84
16	Max Working Pressure bar	16		Min- m <sup>3</sup> /h 30
17	Shut-off head bar	8.28	Head	Operating m
18	Total weight kg	See the table of "Dimensions".		- (Qmax.) m 37.9
19	Shaft power kW			- (Qmin.) m 74.4
20			Max. Shaft Power at max. impeller kW	13.61
21	Required pump NPSH m		Efficiency %	

## Materials

22	Impeller	AISI 304	
23	Intermediate casing	AISI 304	
24	Bottom casing	Cast Iron EN GJL-250 EN 1561	
25	Casing cover	AISI 304	
26	Shaft	AISI 304	
27	O-ring	EPDM	

## Motor

28	Manufacturer	ATB	Insulation class	F
29	Type	TEFC_EVMS64 3-1/15_400_Three Phase	Phases	3~
30	Specific design	IE3 / 50 Hz / Pole pairs 1	Frame size	160
31	Rated power kW	15	Weight kg	101
32	Number of poles	2	Electric voltage V	400
33	Speed rpm	2940	Electric current A	26.2
34	Degree of protection	IP56		
35				

## Remarks

# Performance curve

Pump name **EVMSG64 3-1F5BQ1EG E/15**

Customer	Date	2024-06-14	Company
Contact	Item no.		Issued by
Phone	Project		Phone
E-mail	Project ID	Proiect redenumit 2024-06-14 17:13:	E-mail

### Requested data

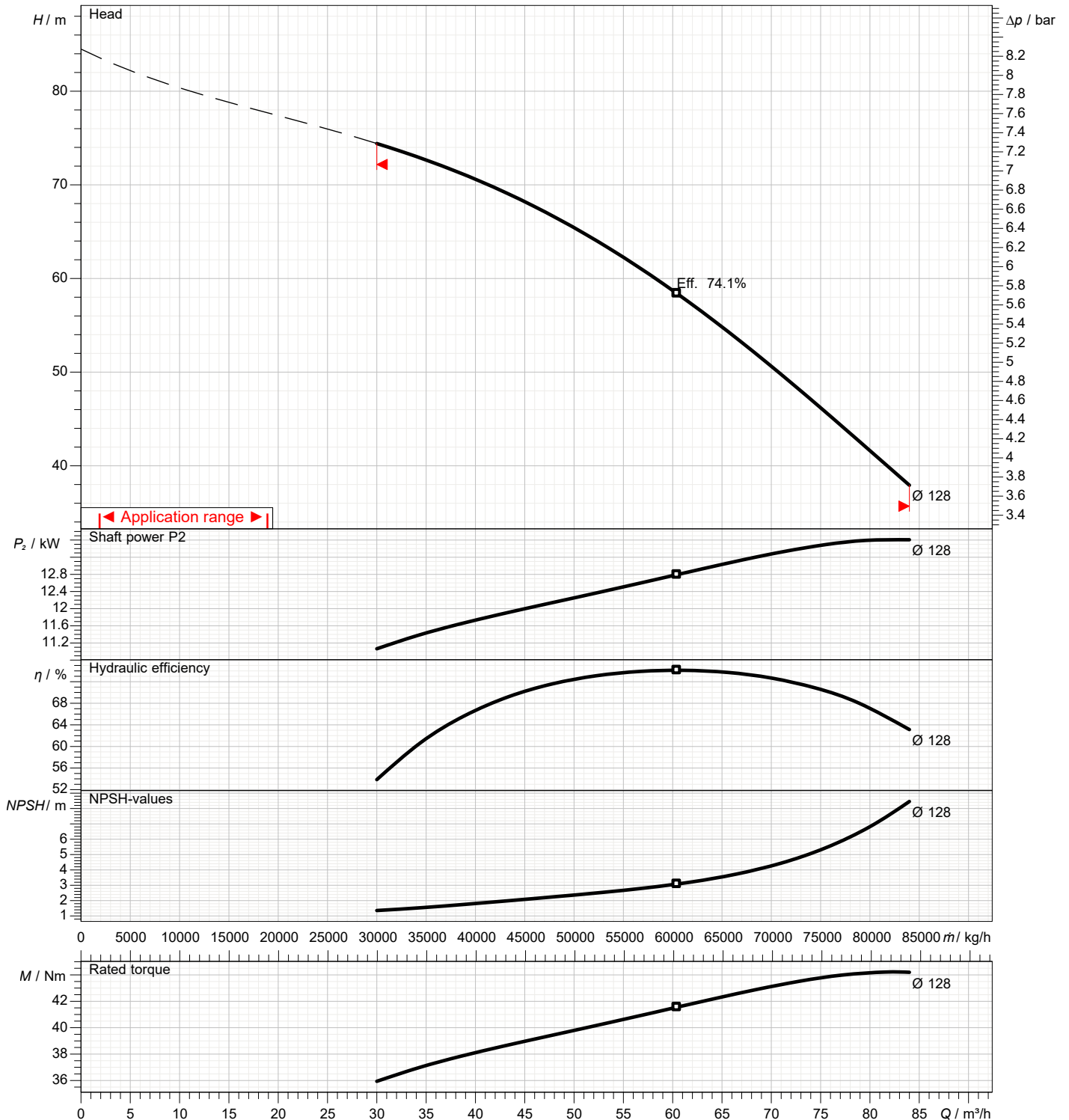
1	Flow	m <sup>3</sup> /h	
2	Head	m	
3	Geodetic head	m	

### Pump

Operating flow	m <sup>3</sup> /h		Impeller Diameter Designed	mm	
Operating head	m		Frequency	Hz	50
			Speed	rpm	2940

Test standard: ISO 9906:2012 - Grade3B

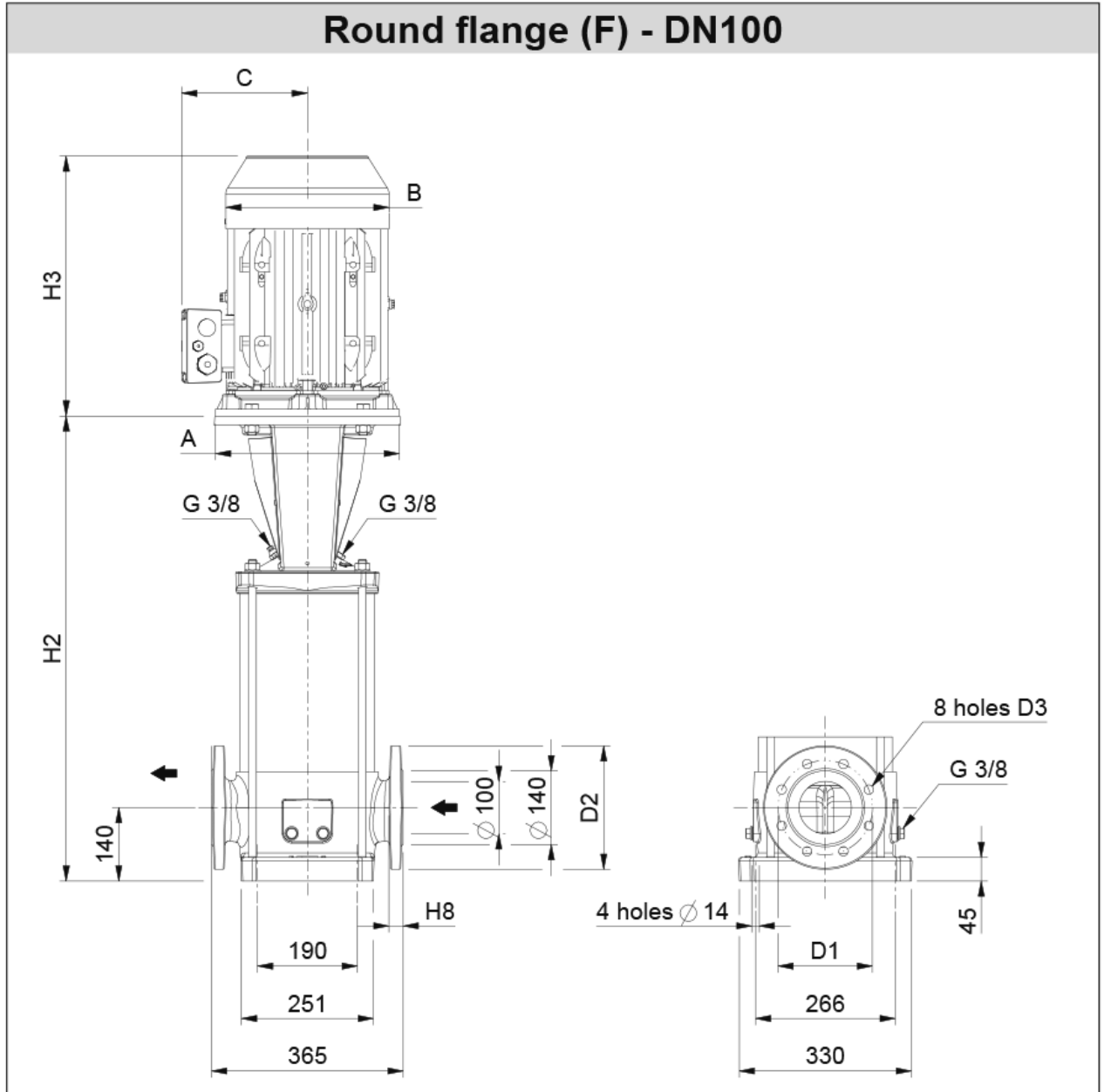
Water; 20°C; 998.3kg/m<sup>3</sup>; 1mm<sup>2</sup>/s



# Dimensions

Pump Name EVMSG64 3-1F5BQ1EG E/15

Customer	Date 2024-06-14	Company
Contact	Item no.	Issued by
Phone	Project	Phone
E-mail	Project ID Proiect redenumit 2024-06-14 17:13:34	E-mail



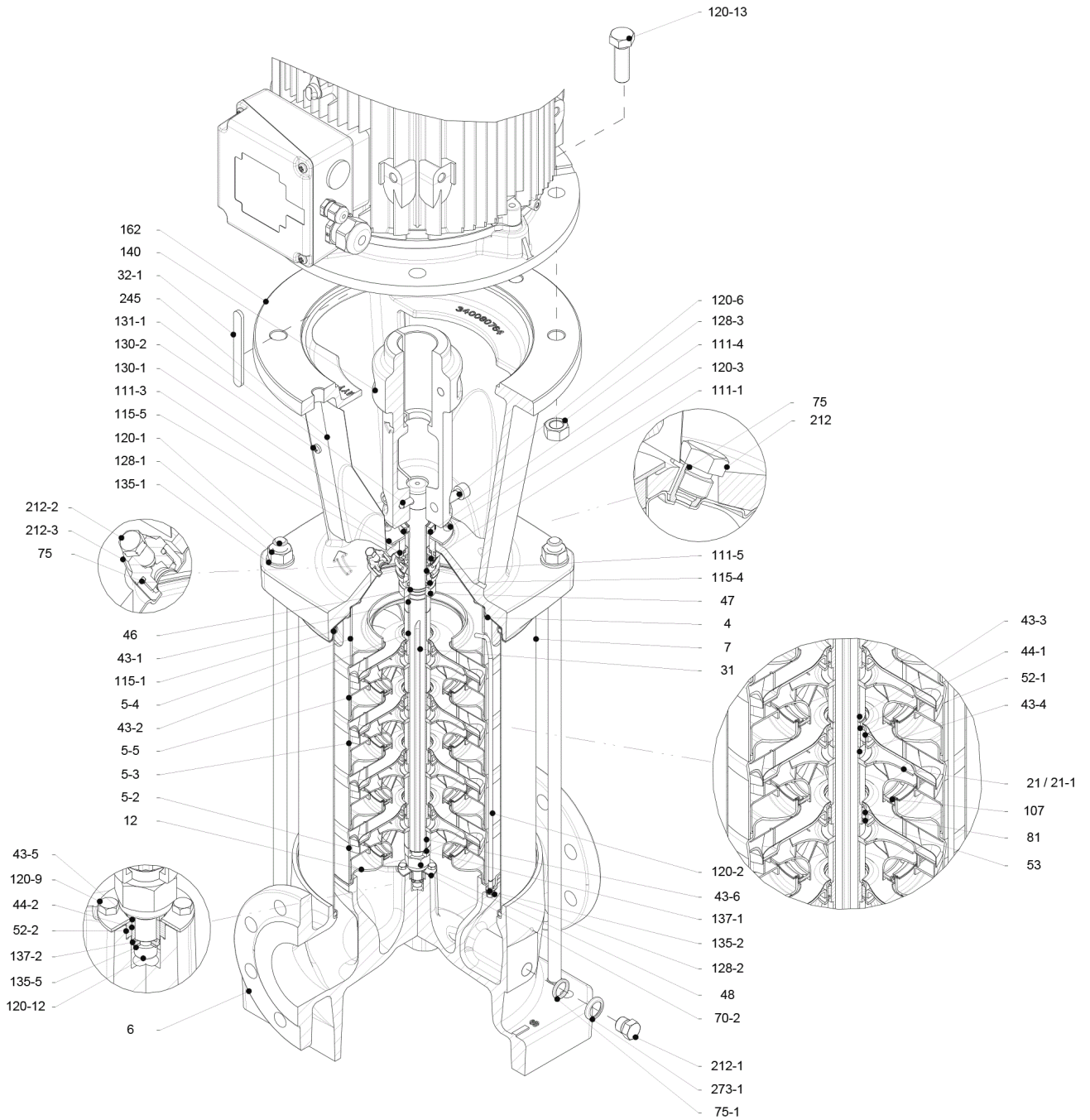
Dimensions in		mm						
1	A	Dia350						
2	B	311						
3	C	240						
4	D1	180						
5	D2	235						
6	D3	18						
7	H2	824						
8	H2+H3	1319						
9	H8	24						
10	Weight P&M (kg)	193.1						
11								
12								
13								
14								
15								

(1/3)

# Construction

Pump Name EVMSG64 3-1F5BQ1EG E/15

Customer	Date 2024-06-14	Company
Contact	Item no.	Issued by
Phone	Project	Phone
E-mail	Project ID Proiect redenumit 2024-06-14 17:13:34	E-mail



(2/3)

# Construction

Pump Name **EVMSG64 3-1F5BQ1EG E/15**

Customer	Date	2024-06-14	Company
Contact	Item no.		Issued by
Phone	Project		Phone
E-mail	Project ID	Proiect redenumit 2024-06-14 17:13:34	E-mail

N°	PART NAME	MATERIAL EVMSG	DIMENSIONS	STANDARD	QTY
4	Casing cover	EN 1.4301 (AISI 304)			1
5-2	Intermediate casing	EN 1.4301 (AISI 304)			1
5-3	Intermediate casing with bearing	EN 1.4301 (AISI 304)			1
5-4	Discharge casing	EN 1.4301 (AISI 304)			1
5-5	Top intermediate casing	EN 1.4301 (AISI 304)			1
6	Bottom casing	Cast Iron EN GJL-250 EN 1561			1
7	Outer casing	EN 1.4301 (AISI 304)			1
12	Suction cover	EN 1.4301 (AISI 304)			1
21	Impeller	EN 1.4301 (AISI 304)			2
21-1	Reduced impeller	EN 1.4301 (AISI 304)			1
31	Shaft	EN 1.4301 (AISI 304)			1
32-1	Adjuster key	EN 1.4301 (AISI 304)			1
43-1	Shaft sleeve (mechanical seal)	EN 1.4301 (AISI 304)			1
43-2	Shaft sleeve (intermediate)	EN 1.4301 (AISI 304)			2
43-3	Shaft sleeve (bearing)	EN 1.4301 (AISI 304)			1
43-4	Shaft sleeve (adjustment)	EN 1.4301 (AISI 304)			1
43-5	Shaft sleeve (last stage)	EN 1.4301 (AISI 304)			1
43-6	Shaft sleeve (adjustment)	EN 1.4301 (AISI 304)			1
44-1	Shaft sleeve bearing	Tungsten carbride			1
44-2	Shaft sleeve (bearing)	Tungsten carbride			1
46	Ring (mechanical seal)	EN 1.4404 (AISI 316L)			1
47	Ring holder	EN 1.4301 (AISI 304)			1
48	Impeller nut	EN 1.4301 (AISI 304) with inox insert			1
52-1	Sleeve bearing	Tungsten carbride			1
52-2	Bearing sleeve (bottom casing)	Tungsten carbride			1
53	Bush holder	EN 1.4301 (AISI 304)			2
70-2	Ring for bearing sleeve	EN 1.4301 (AISI 304)			1
75	O-Ring (priming plug)	EPDM / FPM *	Ø12.37x2.62	OR 3050	2
75-1	O-Ring (drainage plug)	EPDM / FPM *			4
81	Bush	PTFE			2
107	Liner ring	EN 1.4301 (AISI 304) + PPS			3
111-1	Mechanical seal	- - - **			1
111-3	Mechanical seal seat	EN 1.4301 (AISI 304)			1
111-4	Seal holder	EN 1.4404 (AISI 316L)			1
111-5	Mechanical seal cartridge sleeve	EN 1.4301 (AISI 304)			1
115-1	O-Ring (outer casing)	EPDM / FPM *	Ø240.66x5.34	OR 6945	2
115-4	O-Ring (cartridge sleeve)	EPDM / FPM *	Ø23.39x3.53	OR 4093	1
115-5	O-Ring (seal flange)	EPDM / FPM *	Ø44.04x3.53	OR 4175	1
120-1	Tie rod	EN 1.4057 (AISI 431)			4
120-2	Tie rod (stage)	EN 1.4301 (AISI 304)			2
120-3	Screw (seal flange)	A2-70	M5x12	ISO 4762	4
120-6	Screw (pump coupling)	Galvanized steel 8.8 strength class ISO 898/1	M10x30	ISO 4762	4
120-9	Screw (bottom casing)	A2-70	M5x8	ISO 4017	4
120-12	Screw (shaft)	A2-70	M6x16	ISO 4762	1
120-13	Screw for motor	Galvanized steel 8.8 strength class ISO 898/1	M16x50	ISO 4017	4
128-1	Nut (tie rod)	A2-70	M16	ISO 4032	4
128-2	Nut (casing tie rod)	A2-70	M5	ISO 4032	4
128-3	Nut (motor)	Galvanized steel	M16	ISO 4032	4
130-1	Set screw	EN 1.4301 (AISI 304)	M6x8	ISO 4026	3
130-2	Screw for coupling guard	A2-70	M5x6	UNI 7687	4
131-1	Pin for shaft	Carbon Steel	Ø8X50	ISO 2338	1
135-1	Washer (tie rod)	EN 1.4301 (AISI 304)	Ø16	ISO 7089	4
135-2	Washer (casing tie rod)	EN 1.4301 (AISI 304)	Ø5.1	UNI 1751	2
135-5	Washer (impeller nut)	EN 1.4301 (AISI 304)			1
137-1	Impeller spacer	EN 1.4301 (AISI 304)			1
137-2	Shaft spacer	EN 1.4301 (AISI 304)			1
140	Coupling	Cast Iron EN GJL250 EN 1561			2
162	Motor bracket	Cast Iron EN GJS 400-15 EN 1563			1
212	Priming plug	EN 1.4301 (AISI 304)			1
212-1	Drainage plug	EN 1.4301 (AISI 304)			4
212-2	Venting plug	EN 1.4401 (AISI 316)			1
212-3	Priming plug	EN 1.4301 (AISI 304)			1
245	Coupling guard	EN 1.4301 (AISI 304)			2
273-1	Washer (drainage plug)	EN 1.4301 (AISI 304)			4

\* EPDM (standard)  
FPM (option)

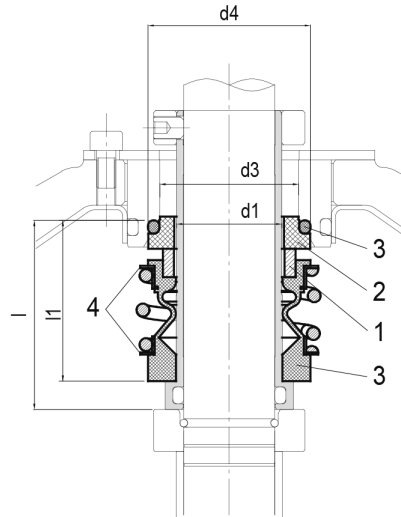
\*\* see CONSTRUCTION 3/3

(3/3)

# Construction

Pump Name EVMSG64 3-1F5BQ1EG E/15

Customer	Date 2024-06-14	Company
Contact	Item no.	Issued by
Phone	Project	Phone
E-mail	Project ID Proiect redenumit 2024-06-14 17:13:34	E-mail



- Standard

Type key	Availability	Max operating pressure	Max operating temperature	Shaft seal type		Shaft seal material							
				Type	Code	1 Rotating part	Code	2 Stationary part	Code	3 Elastomers	Code	4 Compression spring	5 Collar
BQ1EG	●	16 bar	- 30°C to + 120°C	Unbalanced	(-)	Carbon	(B)	SiC	Q1	EPDM	(E)	AISI 316	(G)

Max operating pressure	d1 [mm]	d3 [mm]	d4 [mm]	l [mm]	l1 [mm]
16 bar	28	37	43	50	42.5