

Technical Data

Pump Name

MATRIX 10-3T6/2.2

Customer	Date	2024-07-02	Company
Contact	Item no.		Issued by
Phone	Project		Phone
E-mail	Project ID	Proiect redenumit 2024-07-02 22:34:28	E-mail

Requested data

1	Pump type	HORIZONTAL MULTISTAGE PUMPS	Fluid	Water	
2	Number of pumps / Reserve	1 / 0	Liquid temperature	°C	20
3	Flow	m³/h	Kin. viscosity	mm²/s	1.005
4	Head	m	Vapour pressure	bar	0.0234
5	Geodetic head	m	PH value		
6	Inlet pressure (pin)	bar	Density	kg/m³	998.3
7	Available system NPSH		Solids	Weight %	0
8	Ambient temperature	°C	20		

Pump

9	Pump Name	MATRIX 10-3T6/2.2	Frequency	Hz	60		
10	Design	HORIZONTAL MULTISTAGE PUMPS	Installation type		STANDARD		
11	Manufacturer	EBARA	Impeller Diameter	Max.	mm	101	
12	Speed	rpm		3500	Designed	mm	101
13	No. of Stage	3		Min.	mm	101	
14	Connection	Suction side	UNI ISO 228	Flow	Operating	m³/h	
15	Connection	Discharge side	UNI ISO 228		Max-	m³/h	16.8
16	Max Working Pressure	bar	10		Min-	m³/h	4.8
17	Shut-off head	bar	5.05	Head	Operating	m	
18	Total weight	kg	See the table of "Dimensions".		- (Qmax.)	m	18.2
19	Shaft power	kW			- (Qmin.)	m	47.4
20				Max. Shaft Power at max. impeller	kW	1.96	
21	Required pump NPSH	m		Efficiency	%		

Materials

22	Impeller	AISI 304		
23	Casing	AISI 304		
24	Shaft	AISI 304 wet extension		
25				
26				
27				

Motor

28	Manufacturer	EPE Standard	Insulation class	F		
29	Type	TEFC_MATRIX 10-3T6/2.2_460_Three Phase	Phases	3~		
30	Specific design	IE3 / 60 Hz / Pole pairs 1	Frame size			
31	Rated power	kW	2.2	Weight	kg	
32	Number of poles	2	Electric voltage	V	460	
33	Speed	rpm	3500	Electric current	A	4.1
34	Degree of protection	IP 55				
35						

Remarks

--

Performance Curve

Pump Name

MATRIX 10-3T6/2.2

Customer	Date	2024-07-02	Company
Contact	Item no.		Issued by
Phone	Project		Phone
E-mail	Project ID	Proiect redenumit 2024-07-02 22:34:28	E-mail

Requested data

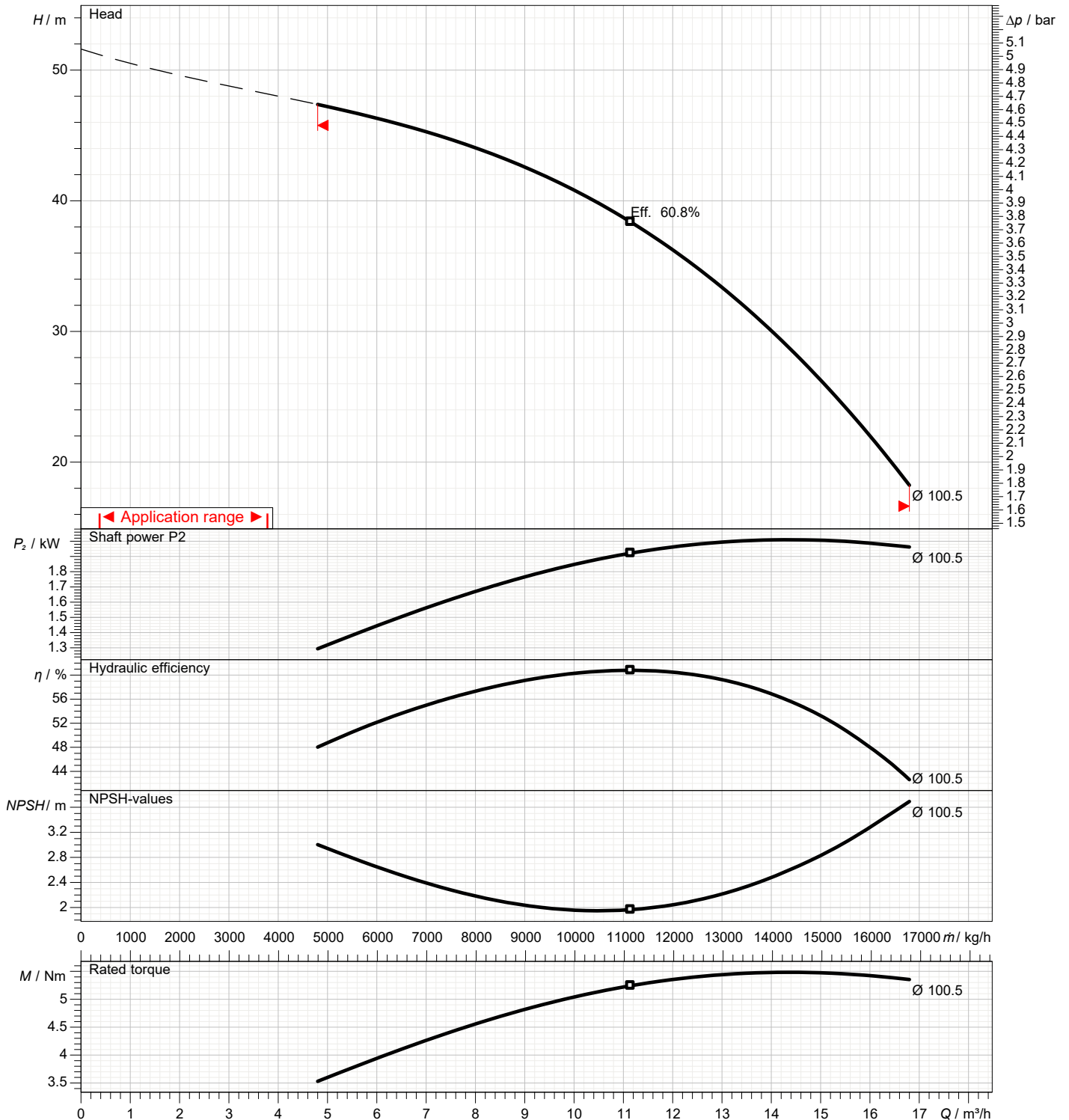
1	Flow	m³/h	
2	Head	m	
3	Geodetic head	m	

Pump

Operating flow	m³/h		Frequency	Hz	60
Operating head	m		Number of poles		2
Impeller diameter designed	mm	101	Speed	rpm	3500

Test standard: ISO 9906:2012 - Grade3B

Water; 20°C; 998.3kg/m³; 1mm²/s

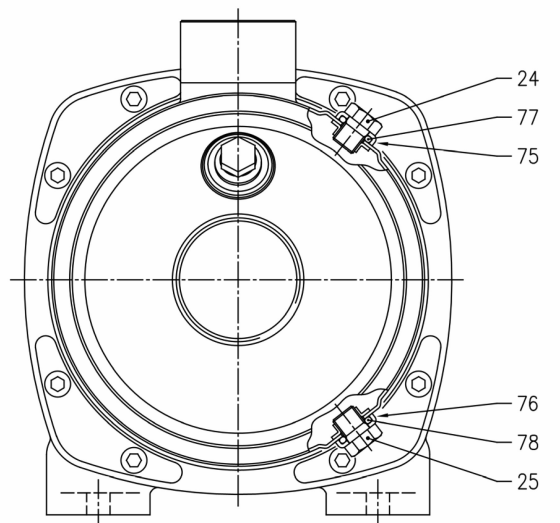
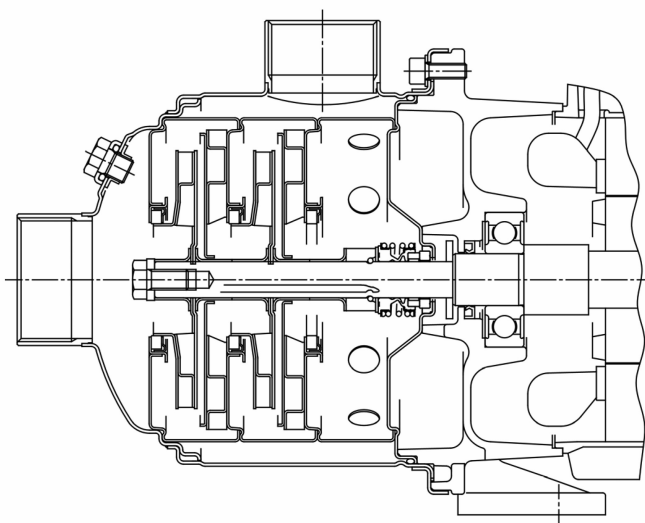
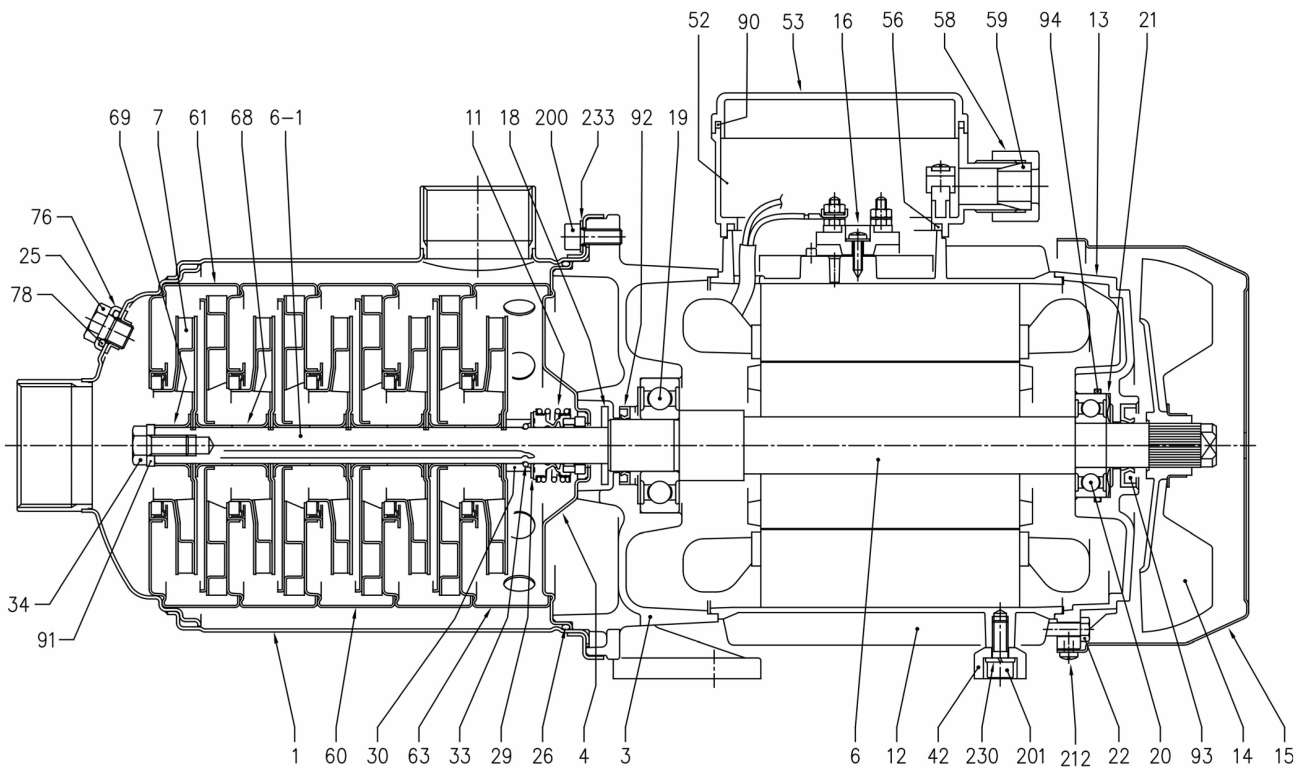


(1/4)

Construction

Pump name MATRIX 10-3T6/2.2

Customer	Date 2024-07-02	Company
Contact	Item no.	Issued by
Phone	Project	Phone
E-mail	Project ID Proiect redenumit 2024-07-02 22:34:28	E-mail



(2/4)**Construction****Pump name MATRIX 10-3T6/2.2**

Customer	Date	2024-07-02	Company
Contact	Item no.		Issued by
Phone	Project		Phone
E-mail	Project ID	Proiect redenumit 2024-07-02 22:34:28	E-mail

N°	PART NAME	MATERIAL	DIMENSION	STANDARD	Q.TY
1	Casing	EN 1.4301 (AISI 304)			1
3	Bracket	EN AB-AISI11Cu2(Fe)			1
4	Casing cover	EN 1.4301 (AISI 304)			1
6	Shaft with rotor	-			1
6-1	Pump Shaft	EN 1.4301 (AISI 304)			1
7	Impeller	EN 1.4301 (AISI 304)			[1]
11	Mechanical seal [6]	-			1
12	Motor frame with stator	-			1
13	Motor cover	Aluminium			1
14	Fan	PA6			1
15	Fan cover	Fe P04 Zinc-coated			1
16	Terminal board	-			1
17	Terminal box cover [2]	Aluminium			1
18	Splash ring	NBR	30x13.5x2.5		1
19	Bearing	-			1
20	Bearing	-			1
21	Adjusting ring	Steel C70			1
22	Tie rod	Fe 42 Zinc-coated			4
24	Plug	EN 1.4301 (AISI 304)			1
25	Plug	EN 1.4301 (AISI 304)			2
26	O-ring	EPDM	133.02X2.62		1
29	Washer	EN 1.4301 (AISI 304)	25.1x14x1		1
30	Ring holder	EN 1.4301 (AISI 304)			1
30-1	Shaft sleeve (adjustment)	EN 1.4301 (AISI 304)			[1]
30-2	Shaft sleeve (adjustment)	EN 1.4301 (AISI 304)			[1]
33	Ring	EN 1.4301 (AISI 304)			2
34	Screw	EN 1.4301 (AISI 304)	M 8x16	UNI 5739	1
42	Foot	Aluminium			[1]
50	Motor spacer [3]	Aluminium			1
52	Capacitor box [4]	ABS class V-0			1
53	Capacitor box cover [4] [5]	ABS class V-0			1
56	Box gasket	NBR			1
58	Ring nut	-			[1]
59	Conic gasket [4]	NBR			1
60	Intermediate casing	EN 1.4301 (AISI 304)+PPS			[1]
61	Intermediate casing (suction)	EN 1.4301 (AISI 304)+PPS			1
63	Intermediate casing (discharge)	EN 1.4301 (AISI 304)+PPS			1
68	Shaft sleeve (intermediate)	EN 1.4301 (AISI 304)			[1]
69	Impeller spacer	EN 1.4301 (AISI 304)			1
75	Washer (plug)	EN 1.4301 (AISI 304)			1
76	Washer (plug)	EN 1.4301 (AISI 304)			2
77	O-ring	EPDM	9.19x2.62		1
78	O-ring	EPDM	9.19x2.62		2
90	Cover box gasket [4]	NBR	-		1
91	Shaft washer	EN 1.4301 (AISI 304)			1
92	Lip seal	0.65-0.75-0.9 kW	17x32x6		1
		1.3-1.5-2.2 kW	20x30x4		1
		3.0-4.0 kW	25x40x7		1
93	Lip seal	0.65-0.75-0.9 kW	15x30x5		1
		1.3-1.5-2.2 kW	17x32x7		1
		3.0-4.0 kW	25x40x7		1
94	O-ring [7]	NBR	34.65x1.78		1
200	Screw	EN 1.4301 (AISI 304)	M6x16	UNI 5931	8
201	Screw	Steel 8.8 strenght class ISO 898/1	M6x20	UNI 5931	[1]
212	Screw	Zincate Steel			4
230	Washer	Steel C70	Ø 6.4	UNI 1751	[1]
233	Plate	EN 1.4301 (AISI 304)			4

[1] See CONSTRUCTION 3

[2] Only for three-phase

[3] Only for 10-5T6/4 and 18-3T6/4

[4] Only for single-phase

[5] With gasket in NBR only for version single phase 3-2T6/0.65M, 3-3T6/0.9M, 5-2T6/0.9M

[6] See CONSTRUCTION 4

[7] Only for 3-3T6/0.9 and 5-2T6/0.9 models

(3/4)

Construction

Pump name MATRIX 10-3T6/2.2

Customer	Date	2024-07-02	Company
Contact	Item no.		Issued by
Phone	Project		Phone
E-mail	Project ID	Proiect redenumit 2024-07-02 22:34:28	E-mail

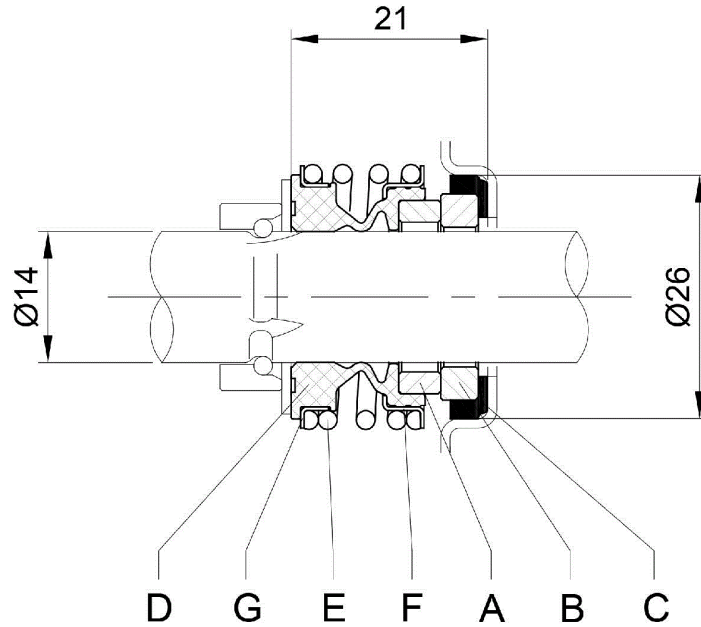
Pump type	N° 7 Impeller	N° 30-1 Shaft sleeve (adjustment)	N° 30-2 Shaft sleeve (adjustment)	N° 42 Foot	N° 60 Intermediate casing	N° 68 Shaft sleeve (intermediate)	N° 90 Cover box gasket	N° 201 Screw	N° 230 Washer
MATRIX 10-2T6/1,5M	2	-	-	1	1	4	1	1	1
MATRIX 10-2T6/1,5		-	-	1	1	4	-	1	1
MATRIX 10-3T6/2,2	3	-	-	1	1	4	-	1	1
MATRIX 10-4T6/3	4	-	-	-	2	6	-	-	-
MATRIX 10-5T6/4	5	-	-	-	3	8	-	-	-

(4/4)

Construction

Pump name MATRIX 10-3T6/2.2

Customer	Date 2024-07-02	Company
Contact	Item no.	Issued by
Phone	Project	Phone
E-mail	Project ID Proiect redenumit 2024-07-02 22:34:28	E-mail



A	B	C	D	E	F	G
Rotary seal ring	Stationary seal ring	Gasket	Bellows	Spring	Frame	Retainer ring
Carbon	Ceramic	EPDM	EPDM	EN 1.4402 (AISI 316)	EN 1.4402 (AISI 316)	EN 1.4402 (AISI 316)