

# Technical data

Pump name

O6BHE 13-27/18.5 6

Customer	Date	2024-06-20	Company
Contact	Item no.		Issued by
Phone	Project		Phone
E-mail	Project ID	Proiect redenumit 2024-06-20 16:39:09	E-mail

## Requested data

1	Pump type		SUBMERSIBLE DEEPWELL PUMP	Fluid		Water
2	Number of pumps / Reserve		1 / 0	Liquid temperature	°C	20
3	Flow	m³/h		Kin. viscosity	mm²/s	1.005
4	Head	m		Vapour pressure	bar	0.0234
5	Geodetic head	m		PH value		
6	Inlet pressure (pin)	bar	0	Density	kg/m³	998.3
7	Available system NPSH			Solids	Weight %	0
8	Ambient temperature	°C	20			

## Pump

9	Pump name		O6BHE 13-27/18.5 6	Frequency	Hz	60	
10	Design		SUBMERSIBLE DEEPWELL PUMP	Installation type		STANDARD	
11	Manufacturer		EBARA	Impeller Diameter	Max.	mm	0
12	Speed	rpm	3460		Designed	mm	
13	No. of Stage		27		Min.	mm	0
14	Connection	Suction side		Flow	Operating	m³/h	
15	Connection	Discharge side			Max-	m³/h	21
16	Max Working Pressure	bar	70		Min-	m³/h	6
17	Shut-off head	bar	43.78	Head	Operating	m	
18	Total weight	kg	See the table of "Dimensions".		- (Qmax.)	m	187.6
19	Shaft power	kW	( Power / Stage )		- (Qmin.)	m	428.9
20				Max. Shaft Power at max. impeller	kW	0.69	( Power / Stage )
21	Required pump NPSH	m		Efficiency	%		

## Materials

22	Impeller		EN 1.4301 (AISI 304)			
23	Discharge casing		EN 1.4301 (AISI 304)			
24	Shaft		EN 1.4057 (AISI 431)			
25	Diffuser		EN 1.4301 (AISI 304)			
26						
27						

## Motor

28	Manufacturer		SUMOTO	Insulation class		F
29	Type		BHE_6 inch_60_18.5_380_Three Phase	Phases		3~
30	Specific design		Submersible oil filled type / 60 Hz / Pole pairs 1	Frame size		
31	Rated power	kW	18.5	Weight	kg	65
32	Number of poles		2	Electric voltage	V	380
33	Speed	rpm	3600	Electric current	A	39.8
34	Degree of protection		IP 58			
35						

## Remarks

# Performance curve

Pump name

O6BHE 13-27/18.5 6

Customer	Date	2024-06-20	Company
Contact	Item no.		Issued by
Phone	Project		Phone
E-mail	Project ID	Proiect redenumit 2024-06-20 16:39:09	E-mail

## Requested data

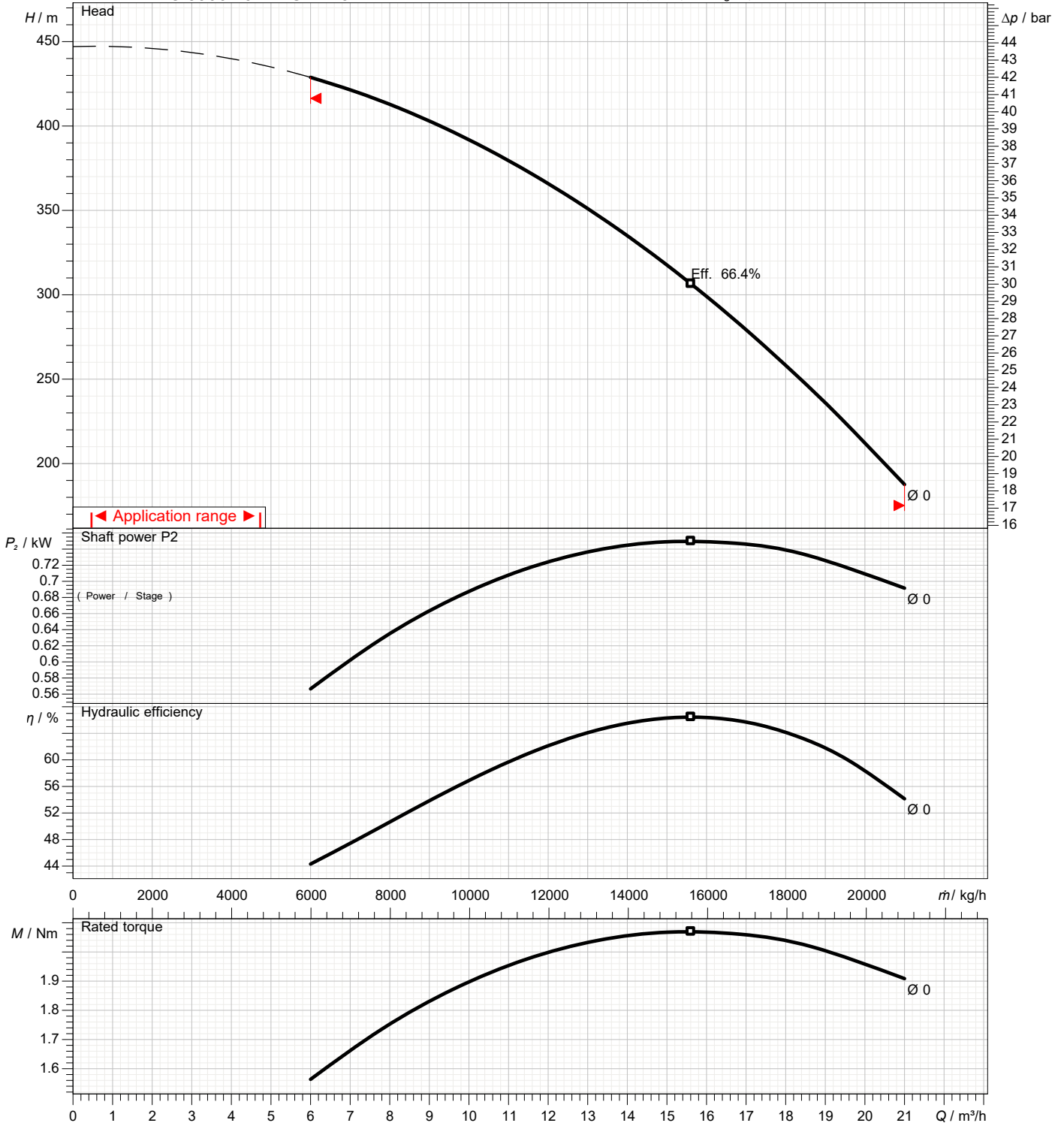
1	Flow	m <sup>3</sup> /h	
2	Head	m	
3	Geodetic head	m	

## Pump

Operating flow	m <sup>3</sup> /h		Frequency	Hz	60
Operating head	m		Number of poles		2
Impeller Diameter	Designed	mm	Speed	rpm	3460

Test standard: ISO 9906:2012 - Grade3B

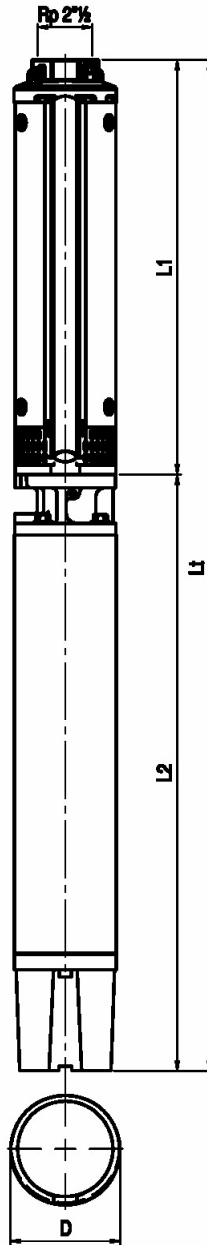
Water; 20°C; 998.3kg/m<sup>3</sup>; 1mm<sup>2</sup>/s



# Dimensions

Pump name O6BHE 13-27/18.5 6

Customer	Date 2024-06-20	Company
Contact	Item no.	Issued by
Phone	Project	Phone
E-mail	Project ID Proiect redenumit 2024-06-20 16:39:09	E-mail



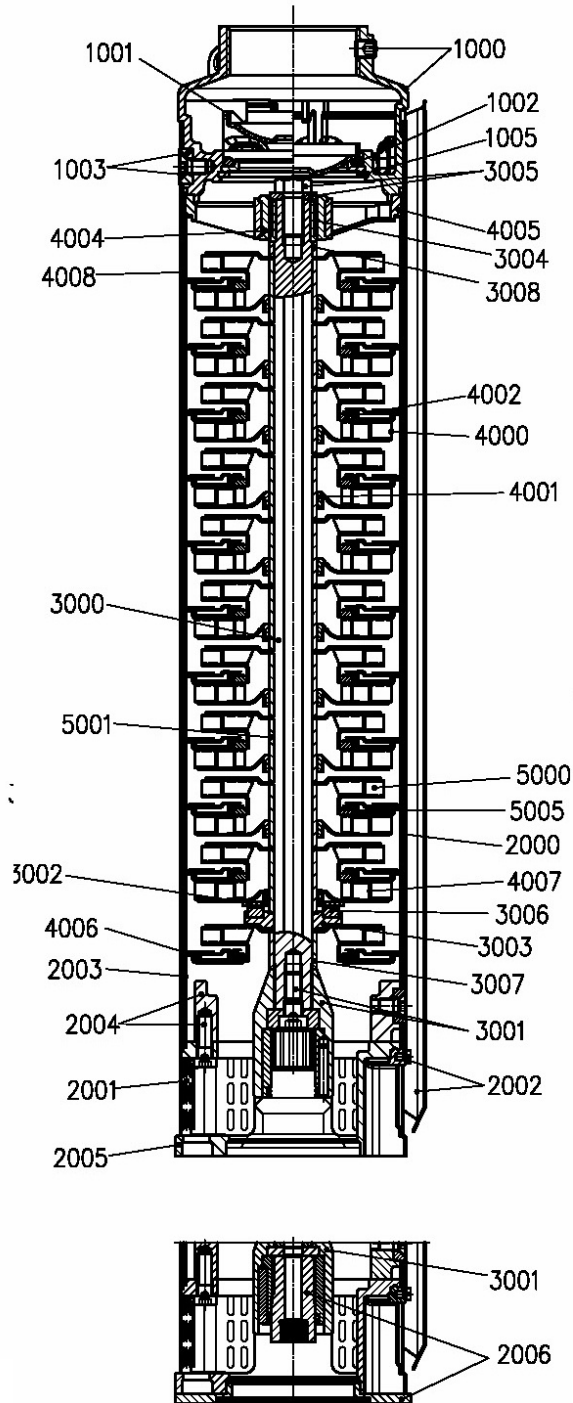
Dimensions in		mm						
1	D - 1 CABLE	143						
2	D - 2 CABLE	144.5						
3	L1	1071						
4	L2	830						
5	Lt	1901						
6	Weight kg	157.5						
7								
8								
9								
10								
11								
12								
13								
14								
15								

(1/2)

# Construction

Pump name O6BHE 13-27/18.5 6

Customer	Date 2024-06-20	Company
Contact	Item no.	Issued by
Phone	Project	Phone
E-mail	Project ID Proiect redenumit 2024-06-20 16:39:09	E-mail



(2/2)

# Construction

Pump name O6BHE 13-27/18.5 6

Customer	Date 2024-06-20	Company
Contact	Item no.	Issued by
Phone	Project	Phone
E-mail	Project ID Proiect redenumit 2024-06-20 16:39:09	E-mail

N°	PART NAME	MATERIAL	Q.TY
1000	Discharge head and screw	Stainless steel (AISI 304)	-
1001	Valve	Stainless steel (AISI 316)	-
1002	O-ring	Nitrile rubber (NBR)	-
1003	Screws and outer case locking nuts	Stainless steel (AISI 316)	-
1004	Valve support	Stainless steel (AISI 316)	-
1005	Seeger ring	Stainless steel (AISI 316)	-
2000	Outer case	Stainless steel (AISI 304)	-
2001	Suction strainer	Stainless steel (AISI 316)	-
2002	Cable guard and screws	Stainless steel (AISI 316)	-
2003	Initial spacer	Stainless steel (AISI 304)	-
2004	Flange and bolts	Stainless steel (AISI 304)	-
2005	Motor adapter	Stainless steel (AISI 304)	-
2006	4" motor flange/coupling adapter		-
3000	Pump shaft	Stainless steel (AISI 431)	-
3001	Coupling	Stainless steel (AISI 431/329)	-
3002	Upper up-thrust washer	Stainless steel (AISI 316)	-
3003	Lower up-thrust washer	Stainless steel (AISI 316)	-
3004	Upper journal sleeve	Stainless steel (AISI 329) with ceramic coating	-
3005	Screw and washer	Stainless steel (AISI 316)	-
3006	Up-thrust ring	Teflon (PTFE)	-
3007	Lower spacer	Stainless steel (AISI 316)	-
3008	Upper spacer	Stainless steel (AISI 316)	-
4000	Diffusers	Stainless steel (AISI 304)	-
4001	Secondary bearing bush	Nitrile rubber (NBR)	-
4002	Floating neck ring	Teflon (PTFE)	-
4004	Bearing bush	Nitrile rubber (NBR)	-
4005	Upper bearing guide	Stainless steel (AISI 316)	-
4006	First diffuser	Stainless steel (AISI 316)	-
4007	Diffuser with upper up-thrust washer	Stainless steel (AISI 316)	-
4008	Last diffuser	Stainless steel (AISI 316)	-
5000	Impeller	Stainless steel (AISI 304)	-
5001	Secondary journal sleeve	Stainless steel (AISI 316)	-
5005	Wear ring	Stainless steel (AISI 304)	-