

Technical data

Pump name

OY4BHS7 14/22

Customer	Date	2024-06-12	Company
Contact	Item no.		Issued by
Phone	Project		Phone
E-mail	Project ID	Proiect redenumit 2024-06-12 12:10:37	E-mail

Requested data

1	Pump type		SUBMERSIBLE MULTISTAGE PUMPS	Fluid		Water
2	Number of pumps / Reserve		1 / 0	Liquid temperature	°C	20
3	Flow	m³/h		Kin. viscosity	mm²/s	1.005
4	Head	m		Vapour pressure	bar	0.0234
5	Geodetic head	m		PH value		
6	Inlet pressure (pin)	bar	0	Density	kg/m³	998.3
7	Available system NPSH			Solids	Weight %	0
8	Ambient temperature	°C	20			

Pump

9	Pump name		OY4BHS7 14/22	Frequency	Hz	50	
10	Design		SUBMERSIBLE MULTISTAGE PUMPS	Installation type		STANDARD	
11	Manufacturer		EBARA	Impeller Diameter	Max.	mm	74
12	Speed	rpm	2850		Designed	mm	74
13	No. of Stage		14		Min.	mm	74
14	Connection	Suction side		Flow	Operating	m³/h	
15	Connection	Discharge side	UNI ISO 228		Max-	m³/h	10.8
16	Max Working Pressure	bar			Min-	m³/h	3.6
17	Shut-off head	bar	8.43	Head	Operating	m	
18	Total weight	kg	See the table of "Dimensions".		- (Qmax.)	m	36.4
19	Shaft power	kW	(Power / Stage)		- (Qmin.)	m	79.9
20				Max. Shaft Power at max. impeller	kW	2.01	(Power / Stage)
21	Required pump NPSH	m		Efficiency	%		

Materials

22	Impeller	AISI 304	
23	Intermediate casing	AISI 304	
24	Shaft	AISI 316	
25			
26			
27			

Motor

28	Manufacturer	SUMOTO	Insulation class	F		
29	Type	4BHS7 14/2.2_380_Three Phase	Phases	3~		
30	Specific design	Submersible oil filled type / 50 Hz / Pole pairs 1	Frame size			
31	Rated power	kW	2.2	Weight	kg	11.2
32	Number of poles	2	Electric voltage	V	380	
33	Speed	rpm	2850	Electric current	A	5.6
34	Degree of protection	IP 58				
35						

Remarks

Performance curve

Pump name

OY4BHS7 14/22

Customer	Date	2024-06-12	Company
Contact	Item no.		Issued by
Phone	Project		Phone
E-mail	Project ID	Proiect redenumit 2024-06-12 12:10:37	E-mail

Requested data

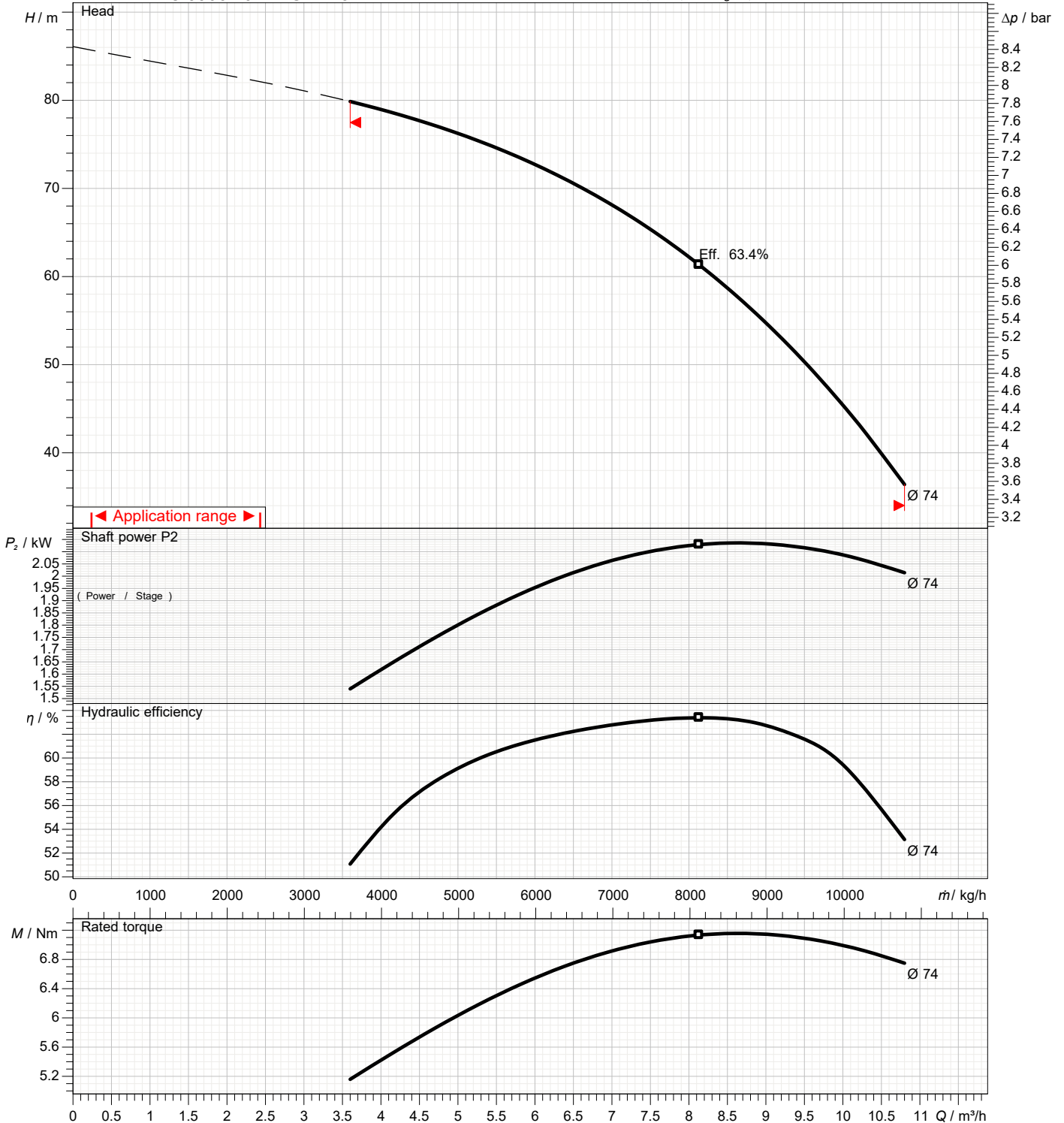
1	Flow	m ³ /h	
2	Head	m	
3	Geodetic head	m	

Pump

Operating flow	m ³ /h		Frequency	Hz	50	
Operating head	m		Number of poles		2	
Impeller Diameter	Designed	mm	74	Speed	rpm	2850

Test standard: ISO 9906:2012 - Grade3B

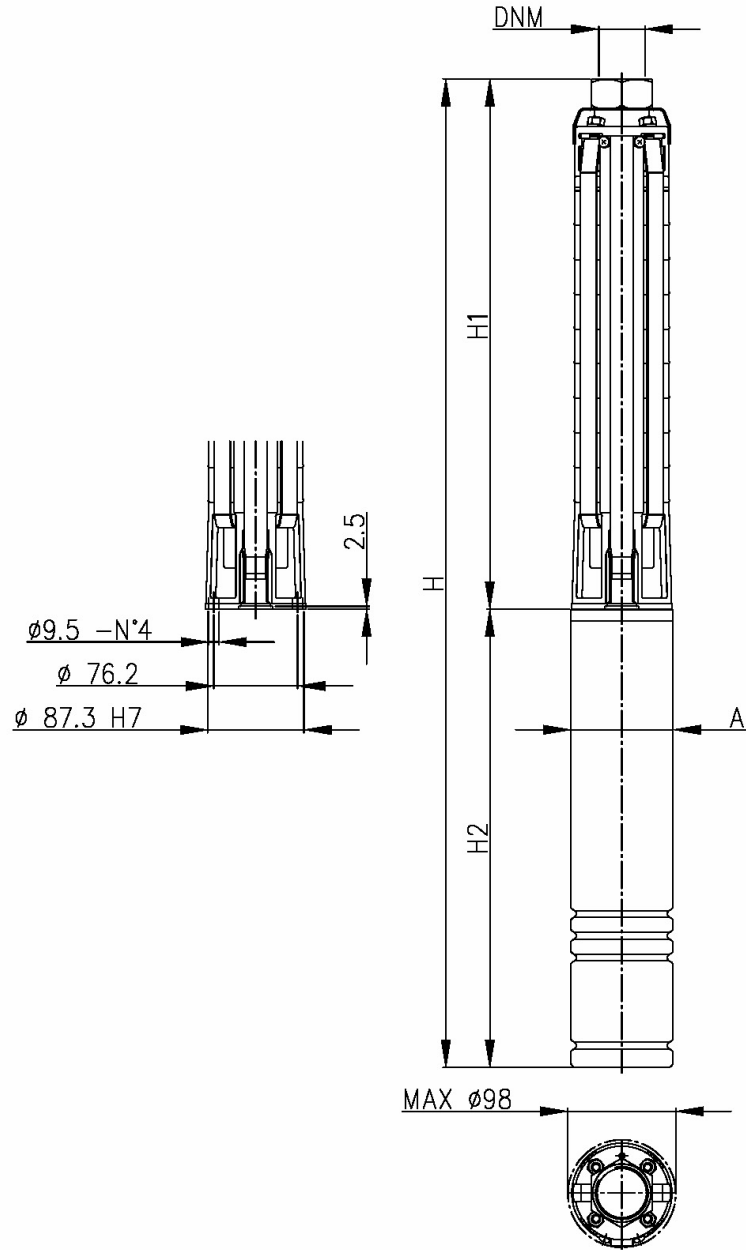
Water; 20°C; 998.3kg/m³; 1mm²/s



Dimensions

Pump name OY4BHS7 14/22

Customer	Date 2024-06-12	Company
Contact	Item no.	Issued by
Phone	Project	Phone
E-mail	Project ID Proiect redenumit 2024-06-12 12:10:37	E-mail



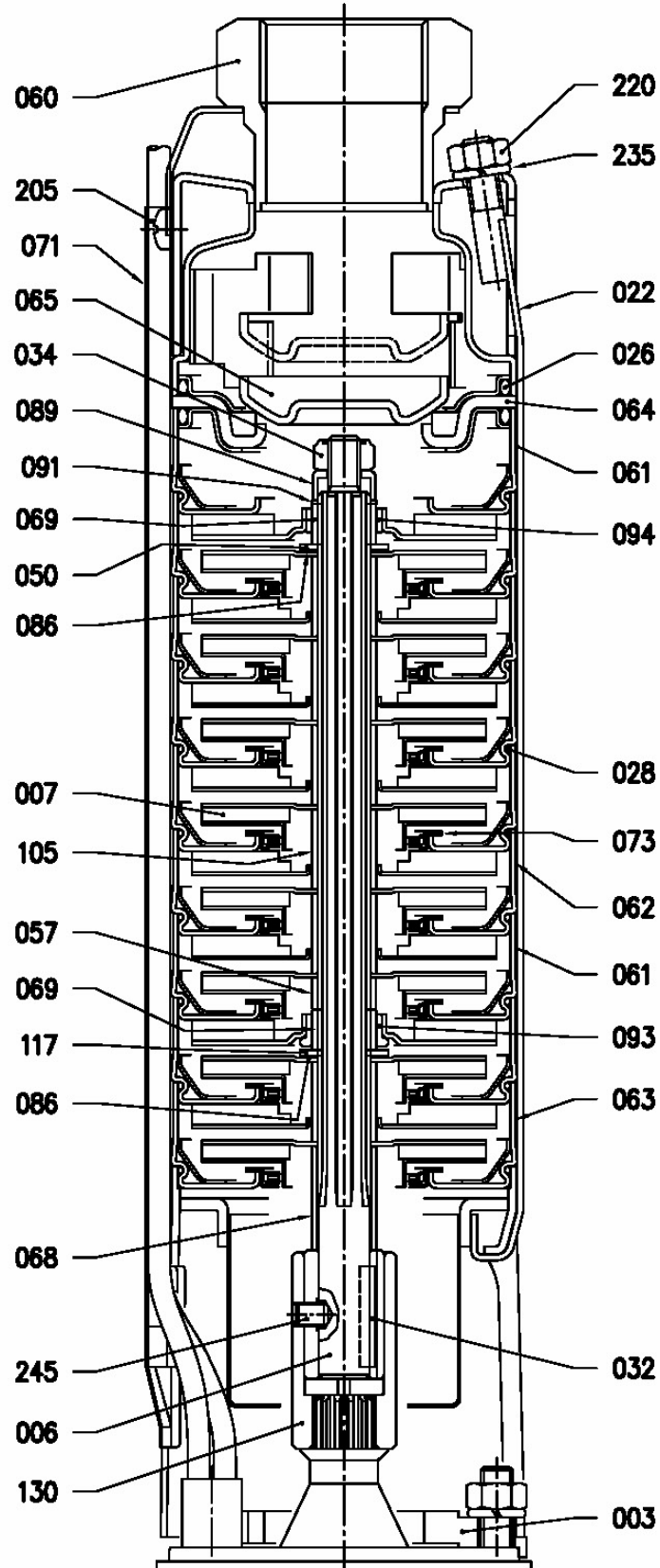
Dimensions in		mm						
1	A	97						
2	DNM	G 2						
3	H1	688						
4	H2	420						
5	Weight P&M	19,1 kg						
6	Weight PUMP	---						
7								
8								
9								
10								
11								
12								
13								
14								
15								

(1/3)

Construction

Pump name OY4BHS7 14/22

Customer	Date 2024-06-12	Company
Contact	Item no.	Issued by
Phone	Project	Phone
E-mail	Project ID Proiect redenumit 2024-06-12 12:10:37	E-mail



(2/3)

Construction

Pump name OY4BHS7 14/22

Customer	Date	2024-06-12	Company
Contact	Item no.		Issued by
Phone	Project		Phone
E-mail	Project ID	Proiect redenumit 2024-06-12 12:10:37	E-mail

N°	PART.NAME	MATERIAL	DIMENSIONS	Q.TY
003	Bracket	EN 1.4301 (AISI 304)		1
006	Pump shaft	EN 1.4401 (AISI 316)		1
007	Impeller	EN 1.4301 (AISI 304)		[*]
022	Strap	EN 1.4301 (AISI 304)		4
026	"O" ring	NBR	3 x 74.5	2
028	"O" ring	NBR	1.85 x 78.4	[*]
032	Key	EN 1.4401 (AISI 316)	A 4 x 4 x 25 UNI 6604	1
034	Impeller nut self locking	EN 1.4301 (AISI 304)	M8	1
050	Washer	EN 1.4301 (AISI 304)		[*]
057	Bearing spacer	EN 1.4301 (AISI 304)		[*]
060	Discharge casing	EN 1.4301 (AISI 304)		1
061	Intermediate casing bearing	EN 1.4301 (AISI 304)		[*]
062	Intermediate casing	EN 1.4301 (AISI 304)		[*]
063	Intermediate casing suction	EN 1.4301 (AISI 304)		1
064	Valve seat	EN 1.4301 (AISI 304) + NBR		1
065	Valve	EN 1.4301 (AISI 304)		1
068	Spacer	EN 1.4301 (AISI 304)		1
069	Shaft sleeve	Tungsten carbide		[*]
071	Cable cover	EN 1.4301 (AISI 304)		1
073	Liner ring	EN 1.4301 (AISI 304) + EPDM		[*]
086	Spacer	EN 1.4301 (AISI 304)		[*]
089	Washer	EN 1.4301 (AISI 304)		1
091	Spacer	EN 1.4301 (AISI 304)		[*]
093	Axial bearing	Tungsten carbide		1
094	Radial bearing	Tungsten carbide		[*]
105	Spacer	EN 1.4301 (AISI 304)		[*]
117	Friction ring	Tungsten carbide		1
130	Coupling	EN 1.4301 (AISI 304)		1
205	Screw	EN 1.4301 (AISI 304)	M5 x 6 UNI 7687	2
220	Nut	EN 1.4301 (AISI 304)	M8 UNI 5588	4
235	Washer	EN 1.4301 (AISI 304)	8,4 UNI 1751	4
245	Set screw	EN 1.4301 (AISI 304)	M6 x 8 UNI 5923	1

[*] See CONSTRUCTION 3

(3/3)

Construction

Pump name OY4BHS7 14/22

Customer	Date	2024-06-12	Company
Contact	Item no.		Issued by
Phone	Project		Phone
E-mail	Project ID	Project redenumit 2024-06-12 12:10:37	E-mail

Pump type	Quantity for model											
	N°007	N°028	N°050	N°057	N°061	N°062	N°069	N°073	N°086	N°091	N°094	N°105
4BHS7 4	4	5	/	0	1	4	1	4	/	/	0	3
4BHS7 7	7	8	/	0	1	6	1	7	/	/	0	6
4BHS7 10	10	11	/	0	1	9	1	10	/	/	0	9
4BHS7 12	12	13	1	1	2	10	2	12	/	/	1	10
4BHS7 14	14	15	1	1	2	12	2	14	/	/	1	12
4BHS7 18	18	19	1	1	2	16	2	18	/	/	1	16
4BHS7 23	23	24	2	2	3	20	3	23	/	/	2	20